

***The Federal Reserve
Bank of Richmond***

*Financial Statements as of and for the Years
Ended December 31, 2010 and 2009 and
Independent Auditors' Report*

THE FEDERAL RESERVE BANK OF RICHMOND

Table of Contents

	Page
Management's Report On Internal Control Over Financial Reporting	1
Independent Auditors' Report	2-3
Abbreviations	4
Financial Statements:	
Statements of Condition as of December 31, 2010 and December 31, 2009	5
Statements of Income and Comprehensive Income for the years ended December 31, 2010 and December 31, 2009	6
Statements of Changes in Capital for the years ended December 31, 2010 and December 31, 2009	7
Notes to Financial Statements	8-33



THE FEDERAL RESERVE BANK OF RICHMOND

RICHMOND ■ BALTIMORE ■ CHARLOTTE

Post Office Box 27622 · Richmond, VA 23261
Office 804-697-8000 · www.richmondfed.org

March 22, 2011

To the Board of Directors:


The management of the Federal Reserve Bank of Richmond (FRB Richmond) is responsible for the preparation and fair presentation of the Statements of Condition as of December 31, 2010 and 2009, and the Statements of Income and Comprehensive Income, and Statements of Changes in Capital for the years then ended (the Financial Statements). The Financial Statements have been prepared in conformity with the accounting principles, policies, and practices established by the Board of Governors of the Federal Reserve System as set forth in the *Financial Accounting Manual for Federal Reserve Banks* (FAM), and, as such, include some amounts that are based on management judgments and estimates. To our knowledge, the Financial Statements are, in all material respects, fairly presented in conformity with the accounting principles, policies and practices documented in the FAM and include all disclosures necessary for such fair presentation.


The management of the FRB Richmond is responsible for establishing and maintaining effective internal control over financial reporting as it relates to the Financial Statements. Such internal control is designed to provide reasonable assurance to management and to the Board of Directors regarding the preparation of the Financial Statements in accordance with the FAM. Internal control contains self-monitoring mechanisms, including, but not limited to, divisions of responsibility and a code of conduct. Once identified, any material deficiencies in internal control are reported to management and appropriate corrective measures are implemented.

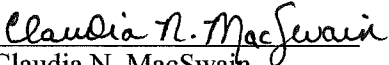
Even effective internal control, no matter how well designed, has inherent limitations, including the possibility of human error, and therefore can provide only reasonable assurance with respect to the preparation of reliable financial statements. Also, projections of any evaluation of effectiveness to future periods are subject to the risk that controls may become inadequate because of changes in conditions, or that the degree of compliance with the policies or procedures may deteriorate.

The management of the FRB Richmond assessed its internal control over financial reporting reflected in the Financial Statements, based upon the criteria established in the "Internal Control -- Integrated Framework" issued by the Committee of Sponsoring Organizations of the Treadway Commission. Based on this assessment, we believe that the FRB Richmond maintained effective internal control over financial reporting as it relates to the Financial Statements.

Federal Reserve Bank of Richmond


Jeffrey M. Lacker
President


Sarah G. Green
First Vice President


Claudia N. MacSwain
Senior Vice President and
Chief Financial Officer

INDEPENDENT AUDITORS' REPORT

To the Board of Governors of the Federal Reserve System
and the Board of Directors of the Federal Reserve Bank of Richmond:

We have audited the accompanying Statements of Condition of the Federal Reserve Bank of Richmond (FRB Richmond) as of December 31, 2010 and 2009 and the related Statements of Income and Comprehensive Income, and of Changes in Capital for the years then ended, which have been prepared in conformity with accounting principles established by the Board of Governors of the Federal Reserve System. We also have audited the internal control over financial reporting of the FRB Richmond as of December 31, 2010, based on criteria established in *Internal Control—Integrated Framework* issued by the Committee of Sponsoring Organizations of the Treadway Commission. The FRB Richmond's management is responsible for these Financial Statements, for maintaining effective internal control over financial reporting, and for its assessment of the effectiveness of internal control over financial reporting, included in the accompanying Management's Report on Internal Control Over Financial Reporting. Our responsibility is to express an opinion on these Financial Statements and an opinion on the FRB Richmond's internal control over financial reporting based on our audits.

We conducted our audits in accordance with generally accepted auditing standards as established by the Auditing Standards Board (United States) and in accordance with the auditing standards of the Public Company Accounting Oversight Board (United States). Those standards require that we plan and perform the audit to obtain reasonable assurance about whether the Financial Statements are free of material misstatement and whether effective internal control over financial reporting was maintained in all material respects. Our audits of the Financial Statements included examining, on a test basis, evidence supporting the amounts and disclosures in the Financial Statements, assessing the accounting principles used and significant estimates made by management, and evaluating the overall financial statement presentation. Our audit of internal control over financial reporting included obtaining an understanding of internal control over financial reporting, assessing the risk that a material weakness exists, and testing and evaluating the design and operating effectiveness of internal control based on the assessed risk. Our audits also included performing such other procedures as we considered necessary in the circumstances. We believe that our audits provide a reasonable basis for our opinions.

The FRB Richmond's internal control over financial reporting is a process designed by, or under the supervision of, the FRB Richmond's principal executive and principal financial officers, or persons performing similar functions, and effected by the FRB Richmond's board of directors, management, and other personnel to provide reasonable assurance regarding the reliability of financial reporting and the preparation of Financial Statements for external purposes in accordance with the accounting principles established by the Board of Governors of the Federal Reserve System. The FRB Richmond's internal control over financial reporting includes those policies and procedures that (1) pertain to the maintenance of records that, in reasonable detail, accurately and fairly reflect the transactions and dispositions of the assets of the FRB Richmond; (2) provide reasonable assurance that transactions are recorded as necessary to permit preparation of Financial Statements in accordance with the accounting principles established by the Board of Governors of the Federal Reserve System, and that receipts and expenditures of the FRB Richmond are being made only in accordance with authorizations of management and directors of the FRB Richmond; and (3) provide reasonable assurance regarding prevention or timely detection of unauthorized acquisition, use, or disposition of the FRB Richmond's assets that could have a material effect on the Financial Statements.

Because of the inherent limitations of internal control over financial reporting, including the possibility of collusion or improper management override of controls, material misstatements due to error or fraud may not be prevented or detected on a timely basis. Also, projections of any evaluation of the effectiveness of the internal control over financial reporting to future periods are subject to the risk that the controls may become inadequate because of changes in conditions, or that the degree of compliance with the policies or procedures may deteriorate.

As described in Note 4 to the Financial Statements, the FRB Richmond has prepared these Financial Statements in conformity with accounting principles established by the Board of Governors of the Federal Reserve System, as set forth in the *Financial Accounting Manual for Federal Reserve Banks*, which is a comprehensive basis of accounting other than accounting principles generally accepted in the United States of America. The effects on such Financial Statements of the differences between the accounting principles established by the Board of Governors of the Federal Reserve System and accounting principles generally accepted in the United States of America are also described in Note 4.

In our opinion, such Financial Statements present fairly, in all material respects, the financial position of the FRB Richmond as of December 31, 2010 and 2009, and the results of its operations for the years then ended, on the basis of accounting described in Note 4. Also, in our opinion, the FRB Richmond maintained, in all material respects, effective internal control over financial reporting as of December 31, 2010, based on the criteria established in *Internal Control — Integrated Framework* issued by the Committee of Sponsoring Organizations of the Treadway Commission.

Deloitte & Touche LLP

March 22, 2011

FEDERAL RESERVE BANK OF RICHMOND

ABBREVIATIONS:

ACH	Automated clearinghouse
AMLF	Asset-Backed Commercial Paper Money Market Mutual Fund Liquidity Facility
ASC	Accounting Standards Codification
BEP	Benefit Equalization Retirement Plan
Bureau	Bureau of Consumer Financial Protection
Dodd-Frank Act	Dodd-Frank Wall Street Reform and Consumer Protection Act of 2010
FAM	<i>Financial Accounting Manual for Federal Reserve Banks</i>
FASB	Financial Accounting Standards Board
Fannie Mae	Federal National Mortgage Association
Freddie Mac	Federal Home Loan Mortgage Corporation
FOMC	Federal Open Market Committee
FRBA	Federal Reserve Bank of Atlanta
FRBNY	Federal Reserve Bank of New York
GAAP	Accounting principles generally accepted in the United States of America
GSE	Government-sponsored enterprise
IMF	International Monetary Fund
MBS	Mortgage-backed securities
OEB	Office of Employee Benefits of the Federal Reserve System
OFR	Office of Financial Research
SDR	Special drawing rights
SERP	Supplemental Retirement Plan for Select Officers of the Federal Reserve Banks
SOMA	System Open Market Account
STRIP	Separate Trading of Registered Interest and Principal of Securities
TAF	Term Auction Facility
TBA	To be announced
TDF	Term Deposit Facility
TIPS	Treasury Inflation-Protected Securities
TSLF	Term Securities Lending Facility
TOP	Term Securities Lending Facility Options Program

FEDERAL RESERVE BANK OF RICHMOND
STATEMENTS OF CONDITION
As of December 31, 2010 and December 31, 2009
(in millions)

	2010	2009
<u>ASSETS</u>		
Gold certificates	\$ 846	\$ 882
Special drawing rights certificates	412	412
Coin	354	293
Items in process of collection	8	10
Loans:		
Depository institutions	61	1,097
System Open Market Account:		
Treasury securities, net	121,514	29,045
Government-sponsored enterprise debt securities, net	17,422	6,031
Federal agency and government-sponsored enterprise mortgage-backed securities, net	114,424	33,115
Foreign currency denominated assets, net	7,253	7,171
Central bank liquidity swaps	21	2,915
Accrued interest receivable	1,621	457
Bank premises and equipment, net	333	325
Deferred asset - interest on Federal Reserve notes	-	305
Interdistrict settlement account	-	111,074
Other assets	92	73
Total assets	\$ 264,361	\$ 193,205
<u>LIABILITIES AND CAPITAL</u>		
Federal Reserve notes outstanding, net	\$ 76,694	\$ 72,384
System Open Market Account:		
Securities sold under agreements to repurchase	6,800	2,801
Other liabilities	-	22
Deposits:		
Depository institutions	105,026	103,288
Other deposits	74	71
Interest payable to depository institutions	15	20
Accrued benefit costs	217	215
Deferred credit items	74	73
Accrued interest on Federal Reserve notes	2,041	-
Interdistrict settlement account	62,497	-
Other liabilities	45	51
Total liabilities	253,483	178,925
Capital paid-in	5,439	7,140
Surplus (including accumulated other comprehensive loss of \$31 million and \$42 million at December 31, 2010 and 2009, respectively)	5,439	7,140
Total capital	10,878	14,280
Total liabilities and capital	\$ 264,361	\$ 193,205

The accompanying notes are an integral part of these financial statements.

FEDERAL RESERVE BANK OF RICHMOND
STATEMENTS OF INCOME AND COMPREHENSIVE INCOME
For the years ended December 31, 2010 and December 31, 2009
(in millions)

	2010	2009
<u>INTEREST INCOME</u>		
Loans:		
Depository institutions	\$ -	\$ 102
System Open Market Account:		
Securities purchased under agreements to resell	-	1
Treasury securities, net	2,420	1,082
Government-sponsored enterprise debt securities, net	318	87
Federal agency and government-sponsored enterprise mortgage-backed securities, net	4,096	812
Foreign currency denominated assets, net	62	84
Central bank liquidity swaps	3	608
Total interest income	6,899	2,776
<u>INTEREST EXPENSE</u>		
System Open Market Account:		
Securities sold under agreements to repurchase	10	6
Deposits:		
Depository institutions	446	407
Total interest expense	456	413
Net interest income	6,443	2,363
<u>NON-INTEREST INCOME</u>		
System Open Market Account:		
Federal agency and government-sponsored enterprise mortgage-backed securities gains, net	61	15
Foreign currency gains, net	151	60
Compensation received for service costs provided	20	33
Reimbursable services to government agencies	46	37
Other income	4	69
Total non-interest income	279	214
<u>OPERATING EXPENSES</u>		
Salaries and benefits	312	306
Occupancy	43	41
Equipment	56	55
Assessments:		
Board of Governors operating expenses and currency costs	170	153
Bureau of Consumer Financial Protection and Office of Financial Research	10	-
Other	(110)	(98)
Total operating expenses	481	457
Net income prior to distribution	6,241	2,120
Change in funded status of benefit plans	11	5
Comprehensive income prior to distribution	\$ 6,252	\$ 2,125
Distribution of comprehensive income:		
Dividends paid to member banks	\$ 349	\$ 396
Transferred (from) to surplus and change in accumulated other comprehensive loss	(1,701)	1,160
Payments to Treasury as interest on Federal Reserve notes	7,604	569
Total distribution	\$ 6,252	\$ 2,125

The accompanying notes are an integral part of these financial statements.

FEDERAL RESERVE BANK OF RICHMOND
STATEMENTS OF CHANGES IN CAPITAL
For the years ended December 31, 2010 and December 31, 2009
(in millions, except share data)

	<u>Surplus</u>				
	<u>Capital paid-in</u>	<u>Net income retained</u>	<u>Accumulated other comprehensive loss</u>	<u>Total surplus</u>	<u>Total capital</u>
Balance at January 1, 2009 (119,603,084 shares)	\$ 5,980	\$ 6,027	\$ (47)	\$ 5,980	\$ 11,960
Net change in capital stock issued (23,190,361 shares)	1,160	-	-	-	1,160
Transferred to surplus and change in accumulated other comprehensive loss	-	1,155	5	1,160	1,160
Balance at December 31, 2009 (142,793,445 shares)	\$ 7,140	\$ 7,182	\$ (42)	\$ 7,140	\$ 14,280
Net change in capital stock redeemed (34,016,332 shares)	(1,701)	-	-	-	(1,701)
Transferred from surplus and change in accumulated other comprehensive loss	-	(1,712)	11	(1,701)	(1,701)
Balance at December 31, 2010 (108,777,113 shares)	<u>\$ 5,439</u>	<u>\$ 5,470</u>	<u>\$ (31)</u>	<u>\$ 5,439</u>	<u>\$ 10,878</u>

The accompanying notes are an integral part of these financial statements.

**FEDERAL RESERVE BANK OF RICHMOND
NOTES TO FINANCIAL STATEMENTS**

1. STRUCTURE

The Federal Reserve Bank of Richmond (Bank) is part of the Federal Reserve System (System) and is one of the 12 Federal Reserve Banks (Reserve Banks) created by Congress under the Federal Reserve Act of 1913 (Federal Reserve Act), which established the central bank of the United States. The Reserve Banks are chartered by the federal government and possess a unique set of governmental, corporate, and central bank characteristics. The Bank serves the Fifth Federal Reserve District, which includes Maryland, North Carolina, South Carolina, Virginia, District of Columbia, and portions of West Virginia.

In accordance with the Federal Reserve Act, supervision and control of the Bank is exercised by a board of directors. The Federal Reserve Act specifies the composition of the board of directors for each of the Reserve Banks. Each board is composed of nine members serving three-year terms: three directors, including those designated as chairman and deputy chairman, are appointed by the Board of Governors of the Federal Reserve System (Board of Governors) to represent the public, and six directors are elected by member banks. Banks that are members of the System include all national banks and any state-chartered banks that apply and are approved for membership. Member banks are divided into three classes according to size. Member banks in each class elect one director representing member banks and one representing the public. In any election of directors, each member bank receives one vote, regardless of the number of shares of Reserve Bank stock it holds.

In addition to the 12 Reserve Banks, the System also consists, in part, of the Board of Governors and the Federal Open Market Committee (FOMC). The Board of Governors, an independent federal agency, is charged by the Federal Reserve Act with a number of specific duties, including general supervision over the Reserve Banks. The FOMC is composed of members of the Board of Governors, the president of the Federal Reserve Bank of New York (FRBNY), and, on a rotating basis, four other Reserve Bank presidents.

2. OPERATIONS AND SERVICES

The Reserve Banks perform a variety of services and operations. These functions include participating in formulating and conducting monetary policy; participating in the payment system, including large-dollar transfers of funds, automated clearinghouse (ACH) operations, and check collection; distributing coin and currency; performing fiscal agency functions for the U.S. Department of the Treasury (Treasury), certain Federal agencies, and other entities; serving as the federal government's bank; providing short-term loans to depository institutions; providing loans to individuals, partnerships, and corporations in unusual and exigent circumstances; serving consumers and communities by providing educational materials and information regarding financial consumer protection rights and laws and information on community development programs and activities; and supervising bank holding companies, state member banks, and U.S. offices of foreign banking organizations. Certain services are provided to foreign and international monetary authorities, primarily by the FRBNY.

The Dodd-Frank Wall Street Reform and Consumer Protection Act of 2010 (Dodd-Frank Act), which was signed into law and became effective on July 21, 2010, changed the scope of some services performed by the Reserve Banks. Among other things, the Dodd-Frank Act establishes a Bureau of Consumer Financial Protection (Bureau) as an independent bureau within the Federal Reserve System that will have supervisory authority over some institutions previously supervised by the Reserve Banks under delegated authority from the Board of Governors in connection with those institutions' compliance with consumer protection statutes; limits the Reserve Banks' authority to provide loans in unusual and exigent circumstances to lending programs or facilities with broad-based eligibility; and vests the Board of Governors with all supervisory and rule-writing authority for savings and loan holding companies.

The FOMC, in conducting monetary policy, establishes policy regarding domestic open market operations, oversees these operations, and issues authorizations and directives to the FRBNY to execute transactions. The FOMC authorizes and directs the FRBNY to conduct operations in domestic markets, including the direct purchase and sale of Treasury securities, Federal agency and government-sponsored enterprise (GSE) debt

**FEDERAL RESERVE BANK OF RICHMOND
NOTES TO FINANCIAL STATEMENTS**

securities, Federal agency and GSE mortgage-backed securities (MBS), the purchase of these securities under agreements to resell, and the sale of these securities under agreements to repurchase. The FRBNY holds the resulting securities and agreements in a portfolio known as the System Open Market Account (SOMA). The FRBNY is authorized to lend the Treasury securities and Federal agency and GSE debt securities that are held in the SOMA.

In addition to authorizing and directing operations in the domestic securities market, the FOMC authorizes the FRBNY to conduct operations in foreign markets in order to counter disorderly conditions in exchange markets or to meet other needs specified by the FOMC to carry out the System's central bank responsibilities. Specifically, the FOMC authorizes and directs the FRBNY to hold balances of, and to execute spot and forward foreign exchange and securities contracts for, 14 foreign currencies and to invest such foreign currency holdings, while maintaining adequate liquidity. The FRBNY is authorized and directed by the FOMC to maintain reciprocal currency arrangements with the Bank of Canada and the Bank of Mexico and to "warehouse" foreign currencies for the Treasury and the Exchange Stabilization Fund.

Although the Reserve Banks are separate legal entities, they collaborate in the delivery of certain services to achieve greater efficiency and effectiveness. This collaboration takes the form of centralized operations and product or function offices that have responsibility for the delivery of certain services on behalf of the Reserve Banks. Various operational and management models are used and are supported by service agreements between the Reserve Banks. In some cases, costs incurred by a Reserve Bank for services provided to other Reserve Banks are not shared; in other cases, the Reserve Banks are reimbursed for costs incurred in providing services to other Reserve Banks. Major services provided by the Bank on behalf of the System and for which the costs were not reimbursed by the other Reserve Banks include Standard Cash Automation, Currency Technology Office, IT Transformation Initiatives, Enterprise-wide Security Projects, Enterprise Security Operations Coordination, the Payroll Central Business Administration Function, Daylight Overdraft Reporting and Pricing, and the National Procurement Office. Costs are, however, redistributed to the other Reserve Banks for computing and support services the Bank provides for the System. The Bank's total reimbursement for these services was \$255 million and \$261 million for the years ended December 31, 2010 and 2009, respectively, and is included in "Operating expenses: Other" on the Statements of Income and Comprehensive Income.

3. FINANCIAL STABILITY ACTIVITIES

The Reserve Banks have implemented the following programs that support the liquidity of financial institutions and foster improved conditions in financial markets.

Large-Scale Asset Purchase Programs

The FOMC authorized and directed the FRBNY to purchase \$300 billion of longer-term Treasury securities to help improve conditions in private credit markets. The FRBNY began the purchases of these Treasury securities in March 2009 and completed them in October 2009. On August 10, 2010, the FOMC announced that the Federal Reserve will maintain the level of domestic securities holdings in the SOMA portfolio by reinvesting principal payments from GSE debt securities and Federal agency and GSE MBS in longer-term Treasury securities. On November 3, 2010, the FOMC announced its intention to expand the SOMA portfolio holdings of longer-term Treasury securities by an additional \$600 billion by June 2011. The FOMC will regularly review the pace of these securities purchases and the overall size of the asset purchase program and will adjust the program as needed to best foster maximum employment and price stability.

The FOMC authorized and directed the FRBNY to purchase GSE debt securities and Federal agency and GSE MBS, with a goal to provide support to mortgage and housing markets and to foster improved conditions in financial markets more generally. The FRBNY was authorized to purchase up to \$175 billion in fixed-rate, non-callable GSE debt securities and \$1.25 trillion in fixed-rate Federal agency and GSE MBS. Purchases of GSE debt securities began in November 2008, and purchases of Federal agency and GSE MBS began in January 2009. The FRBNY completed the purchases of GSE debt securities and Federal agency and GSE

FEDERAL RESERVE BANK OF RICHMOND
NOTES TO FINANCIAL STATEMENTS

MBS in March 2010. The settlement of all Federal agency and GSE MBS transactions was completed by August 2010.

Central Bank Liquidity Swaps

The FOMC authorized and directed the FRBNY to establish central bank liquidity swap arrangements, which could be structured as either U.S. dollar liquidity or foreign currency liquidity swap arrangements. U.S. dollar liquidity swap arrangements were authorized with 14 foreign central banks to provide liquidity in U.S. dollars to overseas markets. The authorization for these swap arrangements expired on February 1, 2010. In May 2010, U.S. dollar liquidity swap arrangements were reestablished with the Bank of Canada, the Bank of England, the European Central Bank, the Bank of Japan, and the Swiss National Bank; these arrangements will expire on August 1, 2011.

Foreign currency liquidity swap arrangements provided the Reserve Banks with the capacity to offer foreign currency liquidity to U.S. depository institutions. The authorization for these swap arrangements expired on February 1, 2010.

Lending to Depository Institutions

The Term Auction Facility (TAF) promoted the efficient dissemination of liquidity by providing term funds to depository institutions. The last TAF auction was conducted on March 8, 2010, and the related loans matured on April 8, 2010.

Lending to Primary Dealers

The Term Securities Lending Facility (TSLF) promoted liquidity in the financing markets for Treasury securities. Under the TSLF, the FRBNY could lend up to an aggregate amount of \$200 billion of Treasury securities held in the SOMA to primary dealers on a secured basis for a term of 28 days. The authorization for the TSLF expired on February 1, 2010.

The Term Securities Lending Facility Options Program (TOP) offered primary dealers the opportunity to purchase an option to draw upon short-term, fixed-rate TSLF loans in exchange for eligible collateral. The program was suspended effective with the maturity of the June 2009 TOP options, and authorization for the program expired on February 1, 2010.

Other Lending Facilities

The Asset-Backed Commercial Paper Money Market Mutual Fund Liquidity Facility (AMLF) provided funding to depository institutions and bank holding companies to finance the purchase of eligible high-quality asset-backed commercial paper (ABCP) from money market mutual funds. The Federal Reserve Bank of Boston administered the AMLF and was authorized to extend these loans to eligible borrowers on behalf of the other Reserve Banks. The authorization for the AMLF expired on February 1, 2010.

Bank of America Corporation

The Board of Governors, the Treasury, and the Federal Deposit Insurance Corporation (parties) jointly announced on January 15, 2009 that they would provide financial support to Bank of America Corporation (Bank of America). Under this arrangement, the Bank would have provided funding support for possible future principal losses relating to a designated pool of up to \$118 billion of financial instruments. On September 21, 2009, the parties announced that they had reached an agreement with Bank of America to terminate the agreement. As part of the termination of the agreement, Bank of America paid \$57 million in compensation for out-of-pocket expenses incurred by the Bank and for commitment fees required by the agreement.

FEDERAL RESERVE BANK OF RICHMOND
NOTES TO FINANCIAL STATEMENTS

4. SIGNIFICANT ACCOUNTING POLICIES

Accounting principles for entities with the unique powers and responsibilities of a nation's central bank have not been formulated by accounting standard-setting bodies. The Board of Governors has developed specialized accounting principles and practices that it considers to be appropriate for the nature and function of a central bank. These accounting principles and practices are documented in the *Financial Accounting Manual for Federal Reserve Banks* (FAM), which is issued by the Board of Governors. The Reserve Banks are required to adopt and apply accounting policies and practices that are consistent with the FAM and the financial statements have been prepared in accordance with the FAM.

Limited differences exist between the accounting principles and practices in the FAM and accounting principles generally accepted in the United States (GAAP), due to the unique nature of the Bank's powers and responsibilities as part of the nation's central bank and given the System's unique responsibility to conduct monetary policy. The primary differences are the presentation of all SOMA securities holdings at amortized cost and the recording of such securities on a settlement-date basis. The cost basis of Treasury securities, GSE debt securities, and foreign government debt instruments is adjusted for amortization of premiums or accretion of discounts on a straight-line basis, rather than using the interest method required by GAAP. Amortized cost, rather than the fair value presentation, more appropriately reflects the Bank's securities holdings given the System's unique responsibility to conduct monetary policy. Accounting for these securities on a settlement-date basis, rather than the trade-date basis required by GAAP, more appropriately reflects the timing of the transaction's effect on the quantity of reserves in the banking system. Although the application of fair value measurements to the securities holdings may result in values substantially greater or less than their carrying values, these unrealized changes in value have no direct effect on the quantity of reserves available to the banking system or on the prospects for future Bank earnings or capital. Both the domestic and foreign components of the SOMA portfolio may involve transactions that result in gains or losses when holdings are sold before maturity. Decisions regarding securities and foreign currency transactions, including their purchase and sale, are motivated by monetary policy objectives rather than profit. Accordingly, fair values, earnings, and gains or losses resulting from the sale of such securities and currencies are incidental to open market operations and do not motivate decisions related to policy or open market activities.

In addition, the Bank does not present a Statement of Cash Flows as required by GAAP because the liquidity and cash position of the Bank are not a primary concern given the Reserve Banks' unique powers and responsibilities. Other information regarding the Bank's activities is provided in, or may be derived from, the Statements of Condition, Income and Comprehensive Income, and Changes in Capital. There are no other significant differences between the policies outlined in the FAM and GAAP.

Preparing the financial statements in conformity with the FAM requires management to make certain estimates and assumptions that affect the reported amounts of assets and liabilities, the disclosure of contingent assets and liabilities at the date of the financial statements, and the reported amounts of income and expenses during the reporting period. Actual results could differ from those estimates. Unique accounts and significant accounting policies are explained below.

a. Consolidation

The Dodd-Frank Act established the Bureau as an independent bureau within the Federal Reserve System, and section 1017 of the Dodd-Frank Act provides that the financial statements of the Bureau are not to be consolidated with those of the Board of Governors or the Federal Reserve System. Section 152 of the Dodd-Frank Act established the Office of Financial Research (OFR) within the Treasury. The Board of Governors funds the Bureau and OFR through assessments on the Reserve Banks as required by the Dodd-Frank Act. The Reserve Banks reviewed the law and evaluated the design of and their relationships to the Bureau and the OFR and determined that neither should be consolidated in the Reserve Banks' combined financial statements.

FEDERAL RESERVE BANK OF RICHMOND
NOTES TO FINANCIAL STATEMENTS

b. *Gold and Special Drawing Rights Certificates*

The Secretary of the Treasury is authorized to issue gold and special drawing rights (SDR) certificates to the Reserve Banks. Upon authorization, the Reserve Banks acquire gold certificates by crediting equivalent amounts in dollars to the account established for the Treasury. The gold certificates held by the Reserve Banks are required to be backed by the gold owned by the Treasury. The Treasury may reacquire the gold certificates at any time and the Reserve Banks must deliver them to the Treasury. At such time, the Treasury's account is charged, and the Reserve Banks' gold certificate accounts are reduced. The value of gold for purposes of backing the gold certificates is set by law at \$42 2/9 per fine troy ounce. The Board of Governors allocates the gold certificates among the Reserve Banks once a year based on the average Federal Reserve notes outstanding at each Reserve Bank.

SDR certificates are issued by the International Monetary Fund (IMF) to its members in proportion to each member's quota in the IMF at the time of issuance. SDR certificates serve as a supplement to international monetary reserves and may be transferred from one national monetary authority to another. Under the law providing for U.S. participation in the SDR system, the Secretary of the Treasury is authorized to issue SDR certificates to the Reserve Banks. When SDR certificates are issued to the Reserve Banks, equivalent amounts in U.S. dollars are credited to the account established for the Treasury and the Reserve Banks' SDR certificate accounts are increased. The Reserve Banks are required to purchase SDR certificates, at the direction of the Treasury, for the purpose of financing SDR acquisitions or for financing exchange stabilization operations. At the time SDR transactions occur, the Board of Governors allocates SDR certificate transactions among the Reserve Banks based upon each Reserve Bank's Federal Reserve notes outstanding at the end of the preceding year. SDRs are recorded by the Bank at original cost. In 2009, the Treasury issued \$3 billion in SDR certificates to the Reserve Banks, of which \$265 million was allocated to the Bank. There were no SDR transactions in 2010.

c. *Coin*

The amount reported as coin in the Statements of Condition represents the face value of all United States coin held by the Bank. The Bank buys coin at face value from the U.S. Mint in order to fill depository institution orders.

d. *Loans*

Loans to depository institutions are reported at their outstanding principal balances, and interest income is recognized on an accrual basis.

Loans are impaired when current information and events indicate that it is probable that the Bank will not receive the principal and interest that is due in accordance with the contractual terms of the loan agreement. Impaired loans are evaluated to determine whether an allowance for loan loss is required. The Bank has developed procedures for assessing the adequacy of any allowance for loan losses using all available information to identify incurred losses. This assessment includes monitoring information obtained from banking supervisors, borrowers, and other sources to assess the credit condition of the borrowers and, as appropriate, evaluating collateral values. Generally, the Bank would discontinue recognizing interest income on impaired loans until the borrower's repayment performance demonstrates principal and interest would be received in accordance with the terms of the loan agreement. If the Bank discontinues recording interest on an impaired loan, cash payments are first applied to principal until the loan balance is reduced to zero; subsequent payments are applied as recoveries of amounts previously deemed uncollectible, if any, and then as interest income.

e. *Securities Purchased Under Agreements to Resell, Securities Sold Under Agreements to Repurchase, and Securities Lending*

The FRBNY may engage in purchases of securities with primary dealers under agreements to resell (repurchase transactions). These repurchase transactions are settled through a tri-party arrangement. In a

FEDERAL RESERVE BANK OF RICHMOND
NOTES TO FINANCIAL STATEMENTS

tri-party arrangement, two commercial custodial banks manage the collateral clearing, settlement, pricing, and pledging, and provide cash and securities custodial services for and on behalf of the Bank and counterparty. The collateral pledged must exceed the principal amount of the transaction by a margin determined by the FRBNY for each class and maturity of acceptable collateral. Collateral designated by the FRBNY as acceptable under repurchase transactions primarily includes Treasury securities (including TIPS and STRIP Treasury securities); direct obligations of several Federal agency and GSE-related agencies, including Fannie Mae and Freddie Mac; and pass-through MBS of Fannie Mae, Freddie Mac, and Ginnie Mae. The repurchase transactions are accounted for as financing transactions with the associated interest income recognized over the life of the transaction. Repurchase transactions are reported at their contractual amount as “System Open Market Account: Securities purchased under agreements to resell,” and the related accrued interest receivable is reported as a component of “Accrued interest receivable” in the Statements of Condition.

The FRBNY may engage in sales of securities under agreements to repurchase (reverse repurchase transactions) with primary dealers and, beginning August 2010, with selected money market funds, as an open market operation. These reverse repurchase transactions may be executed through a tri-party arrangement, similar to repurchase transactions. Reverse repurchase transactions may also be executed with foreign official and international account holders as part of a service offering. Reverse repurchase agreements are collateralized by a pledge of an amount of Treasury securities, GSE debt securities, and Federal agency and GSE MBS that are held in the SOMA. Reverse repurchase transactions are accounted for as financing transactions, and the associated interest expense is recognized over the life of the transaction. These transactions are reported at their contractual amounts as “System Open Market Account: Securities sold under agreements to repurchase” and the related accrued interest payable is reported as a component of “Other liabilities” in the Statements of Condition.

Treasury securities and GSE debt securities held in the SOMA may be lent to primary dealers to facilitate the effective functioning of the domestic securities markets. Overnight securities lending transactions are fully collateralized by Treasury securities that have fair values in excess of the securities lent. The FRBNY charges the primary dealer a fee for borrowing securities, and these fees are reported as a component of “Other income” in the Statements of Income and Comprehensive Income.

Activity related to securities purchased under agreements to resell, securities sold under agreements to repurchase, and securities lending is allocated to each of the Reserve Banks on a percentage basis derived from an annual settlement of the interdistrict settlement account that occurs in April each year.

f. Treasury Securities; Government-Sponsored Enterprise Debt Securities; Federal Agency and Government-Sponsored Enterprise Mortgage-Backed Securities; Foreign Currency Denominated Assets; and Warehousing Agreements

Interest income on Treasury securities, GSE debt securities, and foreign currency denominated assets comprising the SOMA is accrued on a straight-line basis. Interest income on Federal agency and GSE MBS is accrued using the interest method and includes amortization of premiums, accretion of discounts, and gains or losses associated with principal paydowns. Premiums and discounts related to Federal agency and GSE MBS are amortized over the term of the security to stated maturity, and the amortization of premiums and accretion of discounts are accelerated when principal payments are received. Paydown gains and losses represent the difference between the principal amount paid and the amortized cost basis of the related security. Gains and losses resulting from sales of securities are determined by specific issue based on average cost. Treasury securities, GSE debt securities, and Federal agency and GSE MBS are reported net of premiums and discounts on the Statements of Condition and interest income on those securities is reported net of the amortization of premiums and accretion of discounts on the Statements of Income and Comprehensive Income.

In addition to outright purchases of Federal agency and GSE MBS that are held in the SOMA, the FRBNY entered into dollar roll transactions (dollar rolls), which primarily involve an initial transaction to purchase or sell “to be announced” (TBA) MBS for delivery in the current month combined with a simultaneous agreement to sell or purchase TBA MBS on a specified future date. The FRBNY also executed a limited

FEDERAL RESERVE BANK OF RICHMOND
NOTES TO FINANCIAL STATEMENTS

number of TBA MBS coupon swap transactions, which involve a simultaneous sale of a TBA MBS and purchase of another TBA MBS of a different coupon rate. The FRBNY's participation in the dollar roll and coupon swap markets furthers the MBS purchase program goal of providing support to the mortgage and housing markets and fostering improved conditions in financial markets more generally. The FRBNY accounts for outstanding commitments under dollar roll and coupon swaps on a settlement-date basis. Based on the terms of the FRBNY dollar roll and coupon swap transactions, transfers of MBS upon settlement of the initial TBA MBS transactions are accounted for as purchases or sales in accordance with FASB ASC Topic 860 (ASC 860), *Transfers and Servicing*, and the related outstanding commitments are accounted for as sales or purchases upon settlement. Net gains resulting from dollar roll and coupon swap transactions are reported as "Non-interest income: System Open Market Account: Federal agency and government-sponsored enterprise mortgage-backed securities gains, net" in the Statements of Income and Comprehensive Income.

Foreign currency denominated assets are revalued daily at current foreign currency market exchange rates in order to report these assets in U.S. dollars. Realized and unrealized gains and losses on foreign currency denominated assets are reported as "Non-interest income: System Open Market Account: Foreign currency gains, net" in the Statements of Income and Comprehensive Income.

Activity related to Treasury securities, GSE debt securities, and Federal agency and GSE MBS, including the premiums, discounts, and realized gains and losses, is allocated to each Reserve Bank on a percentage basis derived from an annual settlement of the interdistrict settlement account that occurs in April of each year. Activity related to foreign currency denominated assets, including the premiums, discounts, and realized and unrealized gains and losses, is allocated to each Reserve Bank based on the ratio of each Reserve Bank's capital and surplus to aggregate capital and surplus at the preceding December 31.

Warehousing is an arrangement under which the FOMC has approved the exchange, at the request of the Treasury, of U.S. dollars for foreign currencies held by the Treasury over a limited period of time. The purpose of the warehousing facility is to supplement the U.S. dollar resources of the Treasury for financing purchases of foreign currencies and related international operations. Warehousing agreements are designated as held-for-trading purposes and are valued daily at current market exchange rates. Activity related to these agreements is allocated to each Reserve Bank based on the ratio of each Reserve Bank's capital and surplus to aggregate capital and surplus at the preceding December 31.

g. *Central Bank Liquidity Swaps*

Central bank liquidity swaps, which are transacted between the FRBNY and a foreign central bank, can be structured as either U.S. dollar liquidity or foreign currency liquidity swap arrangements.

Central bank liquidity swaps activity, including the related income and expense, is allocated to each Reserve Bank based on the ratio of each Reserve Bank's capital and surplus to aggregate capital and surplus at the preceding December 31. The foreign currency amounts associated with these central bank liquidity swap arrangements are revalued at current foreign currency market exchange rates.

U.S. dollar liquidity swaps

At the initiation of each U.S. dollar liquidity swap transaction, the foreign central bank transfers a specified amount of its currency to a restricted account for the FRBNY in exchange for U.S. dollars at the prevailing market exchange rate. Concurrent with this transaction, the FRBNY and the foreign central bank agree to a second transaction that obligates the foreign central bank to return the U.S. dollars and the FRBNY to return the foreign currency on a specified future date at the same exchange rate as the initial transaction. The Bank's allocated portion of the foreign currency amounts that the FRBNY acquires is reported as "System Open Market Account: Central bank liquidity swaps" on the Statements of Condition. Because the swap transaction will be unwound at the same U.S. dollar amount and exchange rate that were used in the initial transaction, the recorded value of the foreign currency amounts is not affected by changes in the market exchange rate.

FEDERAL RESERVE BANK OF RICHMOND
NOTES TO FINANCIAL STATEMENTS

The foreign central bank compensates the FRBNY based on the foreign currency amounts it holds for the FRBNY. The FRBNY recognizes compensation during the term of the swap transaction and reports it as “Interest income: System Open Market Account: Central bank liquidity swaps” in the Statements of Income and Comprehensive Income.

Foreign currency liquidity swaps

The structure of foreign currency liquidity swap transactions involves the transfer by the FRBNY, at the prevailing market exchange rate, of a specified amount of U.S. dollars to an account for the foreign central bank in exchange for its currency. The foreign currency amount received would be reported as a liability by the Bank.

h. Interdistrict Settlement Account

At the close of business each day, each Reserve Bank aggregates the payments due to or from other Reserve Banks. These payments result from transactions between the Reserve Banks and transactions that involve depository institution accounts held by other Reserve Banks, such as Fedwire funds and securities transfers and check and ACH transactions. The cumulative net amount due to or from the other Reserve Banks is reflected in the “Interdistrict settlement account” in the Statements of Condition.

i. Bank Premises, Equipment, and Software

Bank premises and equipment are stated at cost less accumulated depreciation. Depreciation is calculated on a straight-line basis over the estimated useful lives of the assets, which range from 2 to 50 years. Major alterations, renovations, and improvements are capitalized at cost as additions to the asset accounts and are depreciated over the remaining useful life of the asset or, if appropriate, over the unique useful life of the alteration, renovation, or improvement. Maintenance, repairs, and minor replacements are charged to operating expense in the year incurred.

Costs incurred for software during the application development stage, whether developed internally or acquired for internal use, are capitalized based on the purchase cost and the cost of direct services and materials associated with designing, coding, installing, and testing the software. Capitalized software costs are amortized on a straight-line basis over the estimated useful lives of the software applications, which generally range from two to five years. Maintenance costs related to software are charged to expense in the year incurred.

Capitalized assets, including software, buildings, leasehold improvements, furniture, and equipment, are impaired and an adjustment is recorded when events or changes in circumstances indicate that the carrying amount of assets or asset groups is not recoverable and significantly exceeds the assets’ fair value.

j. Federal Reserve Notes

Federal Reserve notes are the circulating currency of the United States. These notes, which are identified as issued to a specific Reserve Bank, must be fully collateralized. All of the Bank’s assets are eligible to be pledged as collateral. The collateral value is equal to the book value of the collateral tendered with the exception of securities, for which the collateral value is equal to the par value of the securities tendered. The par value of securities sold under agreements to repurchase is deducted from the eligible collateral value.

The Board of Governors may, at any time, call upon a Reserve Bank for additional security to adequately collateralize outstanding Federal Reserve notes. To satisfy the obligation to provide sufficient collateral for outstanding Federal Reserve notes, the Reserve Banks have entered into an agreement that provides for certain assets of the Reserve Banks to be jointly pledged as collateral for the Federal Reserve notes issued to all Reserve Banks. In the event that this collateral is insufficient, the Federal Reserve Act provides that

FEDERAL RESERVE BANK OF RICHMOND
NOTES TO FINANCIAL STATEMENTS

Federal Reserve notes become a first and paramount lien on all the assets of the Reserve Banks. Finally, Federal Reserve notes are obligations of the United States government.

“Federal Reserve notes outstanding, net” in the Statements of Condition represents the Bank’s Federal Reserve notes outstanding, reduced by the Bank’s currency holdings of \$12,999 million and \$10,026 million at December 31, 2010 and 2009, respectively.

At December 31, 2010 and 2009, all Federal Reserve notes issued to the Reserve Banks were fully collateralized. At December 31, 2010, all gold certificates, all special drawing right certificates, and \$925 billion of domestic securities held in the SOMA were pledged as collateral. At December 31, 2010, no investments denominated in foreign currencies were pledged as collateral.

k. Deposits

Depository institutions

Depository institutions deposits represent the reserve and service-related balances in the accounts that depository institutions hold at the Bank. The interest rates paid on required reserve balances and excess balances are determined by the Board of Governors, based on an FOMC-established target range for the federal funds rate. Interest payable is reported as “Interest payable to depository institutions” on the Statements of Condition.

The Term Deposit Facility (TDF) consists of deposits with specific maturities held by eligible institutions at the Reserve Banks. The Reserve Banks pay interest on these deposits at interest rates determined by auction. Interest payable is reported as “Interest payable to depository institutions” on the Statements of Condition. There were no deposits held by the Bank under the TDF at December 31, 2010.

Other deposits include foreign central bank and foreign government deposits held at the FRBNY that are allocated to the Bank.

l. Items in Process of Collection and Deferred Credit Items

“Items in process of collection” primarily represents amounts attributable to checks that have been deposited for collection and that, as of the balance sheet date, have not yet been presented to the paying bank. “Deferred credit items” are the counterpart liability to items in process of collection. The amounts in this account arise from deferring credit for deposited items until the amounts are collected. The balances in both accounts can vary significantly.

m. Capital Paid-in

The Federal Reserve Act requires that each member bank subscribe to the capital stock of the Reserve Bank in an amount equal to 6 percent of the capital and surplus of the member bank. These shares are nonvoting with a par value of \$100 and may not be transferred or hypothecated. As a member bank’s capital and surplus changes, its holdings of Reserve Bank stock must be adjusted. Currently, only one-half of the subscription is paid in and the remainder is subject to call. A member bank is liable for Reserve Bank liabilities up to twice the par value of stock subscribed by it.

By law, each Reserve Bank is required to pay each member bank an annual dividend of 6 percent on the paid-in capital stock. This cumulative dividend is paid semiannually. To meet the Federal Reserve Act requirement that annual dividends be deducted from net earnings, dividends are presented as a distribution of comprehensive income in the Statements of Income and Comprehensive Income.

FEDERAL RESERVE BANK OF RICHMOND
NOTES TO FINANCIAL STATEMENTS

n. *Surplus*

The Board of Governors requires the Reserve Banks to maintain a surplus equal to the amount of capital paid-in as of December 31 of each year. Accumulated other comprehensive income is reported as a component of “Surplus” in the Statements of Condition and the Statements of Changes in Capital. Additional information regarding the classifications of accumulated other comprehensive income is provided in Notes 12 and 13.

o. *Interest on Federal Reserve Notes*

The Board of Governors requires the Reserve Banks to transfer excess earnings to the Treasury as interest on Federal Reserve notes after providing for the costs of operations, payment of dividends, and reservation of an amount necessary to equate surplus with capital paid-in. This amount is reported as “Payments to Treasury as interest on Federal Reserve notes” in the Statements of Income and Comprehensive Income. The amount due to the Treasury is reported as “Accrued interest on Federal Reserve notes” in the Statements of Condition.

If earnings during the year are not sufficient to provide for the costs of operations, payment of dividends, and equating surplus and capital paid-in, payments to the Treasury are suspended. A deferred asset is recorded that represents the amount of net earnings a Reserve Bank will need to realize before remittances to Treasury resume. This deferred asset is periodically reviewed for impairment. The deferred asset is reported as “Deferred asset – interest on Federal Reserve notes” on the Statements of Condition.

In the event of a decrease in capital paid-in, the excess surplus, after equating capital paid-in and surplus at December 31, is distributed to the Treasury in the following year.

p. *Income and Costs Related to Treasury Services*

When directed by the Secretary of the Treasury, the Bank is required by the Federal Reserve Act to serve as fiscal agent and depository of the United States Government. By statute, the Treasury has appropriations to pay for these services. During the years ended December 31, 2010 and 2009, the Bank was reimbursed for all services provided to the Treasury as its fiscal agent.

q. *Compensation Received for Service Costs Provided*

The Federal Reserve Bank of Atlanta (FRBA) has overall responsibility for managing the Reserve Banks’ provision of check and ACH services to depository institutions and, as a result, recognizes total System revenue for these services on its Statements of Income and Comprehensive Income. Similarly, the FRBNY manages the Reserve Banks’ provision of Fedwire funds and securities services and recognizes total System revenue for these services on its Consolidated Statements of Income and Comprehensive Income. The FRBA and the FRBNY compensate the applicable Reserve Banks for the costs incurred to provide these services. The Bank reports this compensation as “Compensation received for service costs provided” in the Statements of Income and Comprehensive Income.

r. *Assessments*

The Board of Governors assesses the Reserve Banks to fund its operations and the operations of the Bureau and, for a two-year period, the OFR. These assessments are allocated to each Reserve Bank based on each Reserve Bank’s capital and surplus balances as of December 31 of the prior year for the Board of Governors’ operations and as of the most recent quarter for the Bureau and OFR operations. The Board of Governors also assesses each Reserve Bank for the expenses incurred by the Treasury to produce and retire Federal Reserve notes based on each Reserve Bank’s share of the number of notes comprising the System’s net liability for Federal Reserve notes on December 31 of the prior year.

FEDERAL RESERVE BANK OF RICHMOND
NOTES TO FINANCIAL STATEMENTS

During the period prior to the Bureau transfer date of July 21, 2011, there is no fixed limit on the funding that can be provided to the Bureau and that is assessed to the Reserve Banks; the Board of Governors must provide the amount estimated by the Secretary of the Treasury needed to carry out the authorities granted to the Bureau under the Dodd-Frank Act and other federal law. After the transfer date, the Dodd-Frank Act requires the Board of Governors to fund the Bureau an amount not to exceed a fixed percentage of the total operating expenses of the Federal Reserve System as reported in the Board of Governors' 2009 annual report. The fixed percentage of total operating expenses of the System is 10% for 2011, 11% for 2012, and 12% for 2013. After 2013, the amount will be adjusted in accordance with the provisions of the Dodd-Frank Act.

The Board of Governors assesses the Reserve Banks to fund the operations of the OFR for the two-year period following enactment of the Dodd-Frank Act; thereafter, the OFR will be funded by fees assessed on certain bank holding companies.

s. Taxes

The Reserve Banks are exempt from federal, state, and local taxes, except for taxes on real property. The Bank's real property taxes were \$2 million for each of the years ended December 31, 2010 and 2009, respectively, and are reported as a component of "Operating expenses: Occupancy" in the Statements of Income and Comprehensive Income.

t. Restructuring Charges

The Reserve Banks recognize restructuring charges for exit or disposal costs incurred as part of the closure of business activities in a particular location, the relocation of business activities from one location to another, or a fundamental reorganization that affects the nature of operations. Restructuring charges may include costs associated with employee separations, contract terminations, and asset impairments. Expenses are recognized in the period in which the Bank commits to a formalized restructuring plan or executes the specific actions contemplated in the plan and all criteria for financial statement recognition have been met.

Note 14 describes the Bank's restructuring initiatives and provides information about the costs and liabilities associated with employee separations. Costs and liabilities associated with enhanced pension benefits in connection with the restructuring activities for all of the Reserve Banks are recorded on the books of the FRBNY.

The Bank had no significant restructuring activities in 2010 and 2009.

u. Recently Issued Accounting Standards

In June 2009, FASB issued Statement of Financial Accounting Standards 166, *Accounting for Transfers of Financial Assets – an amendment to FASB Statement No. 140*, (codified in ASC 860). The new standard revises the criteria for recognizing transfers of financial assets as sales and clarifies that the transferor must consider all arrangements when determining if the transferor has surrendered control. The adoption of this accounting guidance was effective for the Bank for the year beginning on January 1, 2010, and did not have a material effect on the Bank's financial statements.

In July 2010, the FASB issued Accounting Standards Update 2010-20, *Receivables* (Topic 310), which requires additional disclosures about the allowance for credit losses and the credit quality of loan portfolios. The additional disclosures include a rollforward of the allowance for credit losses on a disaggregated basis and more information, by type of receivable, on credit quality indicators, including the amount of certain past due receivables and troubled debt restructurings and significant purchases and sales. The adoption of this accounting guidance is effective for the Bank on December 31, 2011, and is not expected to have a material effect on the Bank's financial statements.

**FEDERAL RESERVE BANK OF RICHMOND
NOTES TO FINANCIAL STATEMENTS**

5. LOANS

The remaining maturity distribution of loans outstanding at December 31, 2010, and total loans outstanding at December 31, 2009, were as follows (in millions):

	2010		2009
	Within 15 days	Total	Total
Primary, secondary, and seasonal credit	\$ 61	\$ 61	\$ 102
TAF	-	-	995
Loans to depository institutions	\$ 61	\$ 61	\$ 1,097

Loans to Depository Institutions

The Bank offers primary, secondary, and seasonal credit to eligible borrowers, and each program has its own interest rate. Interest is accrued using the applicable interest rate established at least every 14 days by the Bank's board of directors, subject to review and determination by the Board of Governors. Primary and secondary credit are extended on a short-term basis, typically overnight, whereas seasonal credit may be extended for a period of up to nine months.

Primary, secondary, and seasonal credit lending is collateralized to the satisfaction of the Bank to reduce credit risk. Assets eligible to collateralize these loans include consumer, business, and real estate loans; Treasury securities; GSE debt securities; foreign sovereign debt; municipal, corporate, and state and local government obligations; asset-backed securities (ABS); corporate bonds; commercial paper; and bank-issued assets, such as certificates of deposit, bank notes, and deposit notes. Collateral is assigned a lending value that is deemed appropriate by the Bank, which is typically fair value reduced by a margin.

Depository institutions that are eligible to borrow under the Bank's primary credit program were eligible to participate in the TAF program. Under the TAF program, the Reserve Banks conducted auctions for a fixed amount of funds, with the interest rate determined by the auction process, subject to a minimum bid rate. TAF loans were extended on a short-term basis, with terms ranging from 28 to 84 days. All advances under the TAF program were collateralized to the satisfaction of the Bank. All TAF loan principal and accrued interest was fully repaid.

Loans to depository institutions are monitored daily to ensure that borrowers continue to meet eligibility requirements for these programs. The financial condition of borrowers is monitored by the Bank and, if a borrower no longer qualifies for these programs, the Bank will generally request full repayment of the outstanding loan or, for primary or seasonal credit lending, may convert the loan to a secondary credit loan.

Collateral levels are reviewed daily against outstanding obligations and borrowers that no longer have sufficient collateral to support outstanding loans are required to provide additional collateral or to make partial or full repayment.

At December 31, 2010 and 2009, the Bank did not have any impaired loans and no allowance for loan losses was required. There were no impaired loans during the years ended December 31, 2010 and 2009.

**FEDERAL RESERVE BANK OF RICHMOND
NOTES TO FINANCIAL STATEMENTS**

6. TREASURY SECURITIES; GOVERNMENT-SPONSORED ENTERPRISE DEBT SECURITIES; FEDERAL AGENCY AND GOVERNMENT-SPONSORED ENTERPRISE MORTGAGE-BACKED SECURITIES; SECURITIES PURCHASED UNDER AGREEMENTS TO RESELL; SECURITIES SOLD UNDER AGREEMENTS TO REPURCHASE; AND SECURITIES LENDING

The FRBNY, on behalf of the Reserve Banks, holds securities bought outright in the SOMA. The Bank's allocated share of SOMA balances was approximately 11.389 percent and 3.604 percent at December 31, 2010 and 2009, respectively.

The Bank's allocated share of Treasury securities, GSE debt securities, and Federal agency and GSE MBS, excluding accrued interest, held in the SOMA at December 31 was as follows (in millions):

	2010				
	Par	Unamortized premiums	Unaccrued discounts	Total amortized cost	Fair value
Bills	\$ 2,098	\$ -	\$ -	\$ 2,098	\$ 2,098
Notes	88,069	1,601	(87)	89,583	91,647
Bonds	26,170	3,728	(65)	29,833	33,000
Total Treasury securities	<u>\$ 116,337</u>	<u>\$ 5,329</u>	<u>\$ (152)</u>	<u>\$ 121,514</u>	<u>\$ 126,745</u>
GSE debt securities	<u>\$ 16,794</u>	<u>\$ 630</u>	<u>\$ (2)</u>	<u>\$ 17,422</u>	<u>\$ 17,856</u>
Federal agency and GSE MBS	<u>\$ 112,994</u>	<u>\$ 1,607</u>	<u>\$ (177)</u>	<u>\$ 114,424</u>	<u>\$ 116,851</u>

	2009				
	Par	Unamortized premiums	Unaccrued discounts	Total amortized cost	Fair value
Bills	\$ 664	\$ -	\$ -	\$ 664	\$ 664
Notes	20,481	236	(35)	20,682	21,011
Bonds	6,841	881	(23)	7,699	8,314
Total Treasury securities	<u>\$ 27,986</u>	<u>\$ 1,117</u>	<u>\$ (58)</u>	<u>\$ 29,045</u>	<u>\$ 29,989</u>
GSE debt securities	<u>\$ 5,761</u>	<u>\$ 271</u>	<u>\$ (1)</u>	<u>\$ 6,031</u>	<u>\$ 6,034</u>
Federal agency and GSE MBS	<u>\$ 32,735</u>	<u>\$ 436</u>	<u>\$ (56)</u>	<u>\$ 33,115</u>	<u>\$ 32,948</u>

FEDERAL RESERVE BANK OF RICHMOND
NOTES TO FINANCIAL STATEMENTS

The total of the Treasury securities, GSE debt securities, and Federal agency and GSE MBS, net, excluding accrued interest, held in the SOMA at December 31 was as follows (in millions):

	2010		2009	
	Amortized cost	Fair value	Amortized cost	Fair value
Bills	\$ 18,422	\$ 18,422	\$ 18,423	\$ 18,422
Notes	786,575	804,703	573,876	583,041
Bonds	261,955	289,757	213,673	230,717
Total Treasury securities	<u>\$ 1,066,952</u>	<u>\$ 1,112,882</u>	<u>\$ 805,972</u>	<u>\$ 832,180</u>
GSE debt securities	<u>\$ 152,972</u>	<u>\$ 156,780</u>	<u>\$ 167,362</u>	<u>\$ 167,444</u>
Federal agency and GSE MBS	<u>\$ 1,004,695</u>	<u>\$ 1,026,003</u>	<u>\$ 918,927</u>	<u>\$ 914,290</u>

The fair value amounts in the above tables are presented solely for informational purposes. Although the fair value of security holdings can be substantially greater than or less than the recorded value at any point in time, these unrealized gains or losses have no effect on the ability of the Reserve Banks, as the central bank, to meet their financial obligations and responsibilities. The fair value of Federal agency and GSE MBS was determined using a model-based approach that considers observable inputs for similar securities; fair value for all other SOMA security holdings was determined by reference to quoted prices for identical securities.

The fair value of the fixed-rate Treasury securities, GSE debt securities, and Federal agency and GSE MBS in the SOMA's holdings is subject to market risk, arising from movements in market variables, such as interest rates and securities prices. The fair value of Federal agency and GSE MBS is also affected by the rate of prepayments of mortgage loans underlying the securities.

FEDERAL RESERVE BANK OF RICHMOND
NOTES TO FINANCIAL STATEMENTS

The following table provides additional information on the amortized cost and fair values of the Federal agency and GSE MBS portfolio at December 31, 2010 and 2009 (in millions):

Distribution of MBS holdings by coupon rate	2010		2009	
	Amortized cost	Fair value	Amortized cost	Fair value
Allocated to the Bank:				
3.5%	\$ 39	\$ 40	\$ 13	\$ 13
4.0%	19,097	19,179	6,131	5,973
4.5%	56,680	57,947	15,653	15,555
5.0%	26,356	27,054	7,042	7,078
5.5%	10,605	10,919	3,725	3,769
6.0%	1,470	1,523	458	465
6.5%	177	189	93	95
Total	<u>\$ 114,424</u>	<u>\$ 116,851</u>	<u>\$ 33,115</u>	<u>\$ 32,948</u>
SOMA:				
3.5%	\$ 341	\$ 352	\$ 363	\$ 365
4.0%	167,675	168,403	170,119	165,740
4.5%	497,672	508,798	434,352	431,646
5.0%	231,420	237,545	195,418	196,411
5.5%	93,119	95,873	103,379	104,583
6.0%	12,910	13,376	12,710	12,901
6.5%	1,558	1,656	2,586	2,644
Total	<u>\$ 1,004,695</u>	<u>\$ 1,026,003</u>	<u>\$ 918,927</u>	<u>\$ 914,290</u>

Financial information related to securities purchased under agreements to resell and securities sold under agreements to repurchase for the years ended December 31, was as follows (in millions):

	Securities purchased under agreements to resell		Securities sold under agreements to repurchase	
	2010	2009	2010	2009
Allocated to the Bank:				
Contract amount outstanding, end of year	\$ -	\$ -	\$ 6,800	\$ 2,801
Average daily amount outstanding, during the year	-	328	5,364	3,592
Maximum balance outstanding, during the year	-	7,254	7,673	8,118
Securities pledged (par value), end of year	-	-	4,970	2,806
SOMA:				
Contract amount outstanding, end of year	\$ -	\$ -	\$ 59,703	\$ 77,732
Average daily amount outstanding, during the year	-	3,616	58,476	67,837
Maximum balance outstanding, during the year	-	80,000	77,732	89,525
Securities pledged (par value), end of year	-	-	43,642	77,860

FEDERAL RESERVE BANK OF RICHMOND
NOTES TO FINANCIAL STATEMENTS

The contract amounts for securities purchased under agreements to resell and securities sold under agreements to repurchase approximate fair value. The FRBNY executes transactions for the purchase of securities under agreements to resell primarily to temporarily add reserve balances to the banking system. Conversely, transactions to sell securities under agreements to repurchase are executed primarily to temporarily drain reserve balances from the banking system.

The remaining maturity distribution of Treasury securities, GSE debt securities, Federal agency and GSE MBS bought outright, and securities sold under agreements to repurchase that were allocated to the Bank at December 31, 2010 was as follows (in millions):

	Within 15 days	16 days to 90 days	91 days to 1 year	Over 1 year to 5 years	Over 5 years to 10 years	Over 10 years	Total
Treasury securities (par value)	\$ 1,116	\$ 2,826	\$ 6,179	\$ 50,065	\$ 38,034	\$ 18,117	\$ 116,337
GSE debt securities (par value)	128	1,576	3,246	8,092	3,485	267	16,794
Federal agency and GSE MBS (par value)	-	-	-	3	2	112,989	112,994
Securities sold under agreements to repurchase (contract amount)	6,800	-	-	-	-	-	6,800

Federal agency and GSE MBS are reported at stated maturity in the table above. The estimated weighted average life of these securities at December 31, 2010, which differs from the stated maturity primarily because the weighted average life factors in prepayment assumptions, is approximately 4.2 years.

The par value of Treasury and GSE debt securities that were loaned from the SOMA at December 31, was as follows (in millions):

	Allocated to the Bank		System total	
	2010	2009	2010	2009
Treasury securities	\$ 2,515	\$ 739	\$ 22,081	\$ 20,502
GSE debt securities	183	40	1,610	1,108

Other liabilities, which are related to purchases of Federal agency and GSE MBS, arise from the failure of a seller to deliver securities to the FRBNY on the settlement date. Although the Bank has ownership of and records its investments in the MBS as of the contractual settlement date, it is not obligated to make payment until the securities are delivered, and the amount reported as other liabilities represents the Bank's obligation to pay for the securities when delivered. The amount of other liabilities allocated to the Bank and held in the SOMA at December 31, was as follows (in millions):

	Allocated to the Bank		System total	
	2010	2009	2010	2009
Other liabilities	\$ -	\$ 22	\$ -	\$ 601

The FRBNY enters into commitments to buy Treasury and GSE debt securities and records the related securities on a settlement-date basis. There were no commitments to buy Treasury and GSE debt securities as of December 31, 2010.

**FEDERAL RESERVE BANK OF RICHMOND
NOTES TO FINANCIAL STATEMENTS**

The FRBNY enters into commitments to buy Federal agency and GSE MBS and records the related MBS on a settlement-date basis. There were no commitments to buy or sell Federal agency or GSE MBS as of December 31, 2010.

During the years ended December 31, 2010 and 2009, the Reserve Banks recorded net gains from dollar roll and coupon swap related transactions of \$782 million and \$879 million, respectively, of which \$61 million and \$15 million, respectively, was allocated to the Bank. These net gains are reported as “Non-interest income: System Open Market Account: Federal agency and government-sponsored enterprise mortgage-backed securities gains, net” in the Statements of Income and Comprehensive Income.

7. FOREIGN CURRENCY DENOMINATED ASSETS

The FRBNY holds foreign currency deposits with foreign central banks and the Bank for International Settlements and invests in foreign government debt instruments. These foreign government debt instruments are guaranteed as to principal and interest by the issuing foreign governments. In addition, the FRBNY enters into transactions to purchase Euro-denominated government debt securities under agreements to resell for which the accepted collateral is the debt instruments issued by the governments of Belgium, France, Germany, Italy, the Netherlands, and Spain.

The Bank’s allocated share of foreign currency denominated assets was approximately 27.845 percent and 28.374 percent at December 31, 2010 and 2009, respectively.

The Bank’s allocated share of foreign currency denominated assets, including accrued interest, valued at amortized cost and foreign currency market exchange rates at December 31, was as follows (in millions):

	2010	2009
Euro:		
Foreign currency deposits	\$ 1,965	\$ 2,098
Securities purchased under agreements to resell	687	735
Government debt instruments	1,281	1,401
Japanese yen:		
Foreign currency deposits	1,081	966
Government debt instruments	2,239	1,971
Total allocated to the Bank	\$ 7,253	\$ 7,171

At December 31, 2010 and 2009, the fair value of foreign currency denominated assets, including accrued interest, allocated to the Bank was \$7,299 million and \$7,230 million, respectively. The fair value of government debt instruments was determined by reference to quoted prices for identical securities. The cost basis of foreign currency deposits and securities purchased under agreements to resell, adjusted for accrued interest, approximates fair value. Similar to the Treasury securities, GSE debt securities, and Federal agency and GSE MBS discussed in Note 6, unrealized gains or losses have no effect on the ability of a Reserve Bank, as the central bank, to meet its financial obligations and responsibilities. The fair value is presented solely for informational purposes.

Total Reserve Bank foreign currency denominated assets were \$26,049 million and \$25,272 million at December 31, 2010 and 2009, respectively. At December 31, 2010 and 2009, the fair value of the total Reserve Bank foreign currency denominated assets, including accrued interest, was \$26,213 million and \$25,480 million, respectively.

**FEDERAL RESERVE BANK OF RICHMOND
NOTES TO FINANCIAL STATEMENTS**

The remaining maturity distribution of foreign currency denominated assets that were allocated to the Bank at December 31, 2010, was as follows (in millions):

	Within 15 days	16 days to 90 days	91 days to 1 year	Over 1 year to 5 years	Total allocated to the Bank
Euro	\$ 1,510	\$ 835	\$ 563	\$ 1,025	\$ 3,933
Japanese yen	1,142	156	679	1,343	3,320
Total allocated to the Bank	<u>\$ 2,652</u>	<u>\$ 991</u>	<u>\$ 1,242</u>	<u>\$ 2,368</u>	<u>\$ 7,253</u>

At December 31, 2010 and 2009, the authorized warehousing facility was \$5 billion, with no balance outstanding.

There were no transactions related to the authorized reciprocal currency arrangements with the Bank of Canada and the Bank of Mexico during the years ended December 31, 2010 and 2009.

There were no foreign exchange contracts outstanding as of December 31, 2010.

The FRBNY enters into commitments to buy foreign government debt instruments and records the related securities on a settlement-date basis. As of December 31, 2010, there were \$209 million of outstanding commitments to purchase Euro-denominated government debt instruments, of which \$58 million was allocated to the Bank. These securities settled on January 4, 2011, and replaced Euro-denominated government debt instruments held in the SOMA that matured on that date.

In connection with its foreign currency activities, the FRBNY may enter into transactions that are subject to varying degrees of off-balance-sheet market risk and counterparty credit risk that result from their future settlement. The FRBNY controls these risks by obtaining credit approvals, establishing transaction limits, receiving collateral in some cases, and performing daily monitoring procedures.

8. CENTRAL BANK LIQUIDITY SWAPS

U.S. Dollar Liquidity Swaps

The Bank's allocated share of U.S. dollar liquidity swaps was approximately 27.845 percent and 28.374 percent at December 31, 2010 and 2009, respectively.

The total foreign currency held under U.S. dollar liquidity swaps in the SOMA at December 31, 2010 and 2009, was \$75 million and \$10,272 million, respectively, of which \$21 million and \$2,915 million, respectively, was allocated to the Bank. All of the U.S. dollar liquidity swaps outstanding at December 31, 2010 were transacted with the European Central Bank and had remaining maturity distributions of less than 15 days.

Foreign Currency Liquidity Swaps

There were no transactions related to the foreign currency liquidity swaps during the years ended December 31, 2010 and 2009.

**FEDERAL RESERVE BANK OF RICHMOND
NOTES TO FINANCIAL STATEMENTS**

9. BANK PREMISES, EQUIPMENT, AND SOFTWARE

Bank premises and equipment at December 31 were as follows (in millions):

	<u>2010</u>	<u>2009</u>
Bank premises and equipment:		
Land and land improvements	\$ 48	\$ 44
Buildings	231	225
Building machinery and equipment	76	73
Construction in progress	3	4
Furniture and equipment	<u>276</u>	<u>263</u>
Subtotal	634	609
Accumulated depreciation	<u>(301)</u>	<u>(284)</u>
Bank premises and equipment, net	<u>\$ 333</u>	<u>\$ 325</u>
Depreciation expense, for the years ended December 31	<u>\$ 46</u>	<u>\$ 46</u>

Bank premises and equipment at December 31 included the following amounts for capitalized leases (in millions):

	<u>2010</u>	<u>2009</u>
Leased premises and equipment under capital leases	\$ 18	\$ 9
Accumulated depreciation	<u>(8)</u>	<u>(5)</u>
Leased premises and equipment under capital leases, net	<u>\$ 10</u>	<u>\$ 4</u>
Depreciation expense related to leased premises and equipment under capital leases	<u>\$ 3</u>	<u>\$ 2</u>

**FEDERAL RESERVE BANK OF RICHMOND
NOTES TO FINANCIAL STATEMENTS**

The Bank leases space to outside tenants with remaining lease terms ranging from 1 to 7 years. Rental income from such leases was \$1 million for each of the years ended December 31, 2010 and 2009, respectively, and is reported as a component of "Other income" in the Statements of Income and Comprehensive Income. Future minimum lease payments that the Bank will receive under noncancelable lease agreements in existence at December 31, 2010 are as follows (in thousands):

2011	\$	1,211
2012		815
2013		751
2014		775
2015		684
Thereafter		1,097
Total	\$	5,333

The Bank had capitalized software assets, net of amortization, of \$29 million and \$23 million at December 31, 2010 and 2009, respectively. Amortization expense was \$12 million and \$14 million for the years ended December 31, 2010 and 2009, respectively. Capitalized software assets are reported as a component of "Other assets" in the Statements of Condition and the related amortization is reported as a component of "Operating expenses: Other" in the Statements of Income and Comprehensive Income.

The Bank disclosed a subsequent event in its 2009 financial statements related to the termination of a contract for software development. The Bank has determined that a portion of the software development program will not be used, and in 2010 reduced the carrying value of the assets by \$1.0 million. The Bank was reimbursed in 2010 by the other Reserve Bank involved in the software development program.

10. COMMITMENTS AND CONTINGENCIES

Conducting its operations, the Bank enters into contractual commitments, normally with fixed expiration dates or termination provisions, at specific rates and for specific purposes.

Rental expense under operating leases for certain operating facilities, warehouses, and data processing and office equipment (including taxes, insurance, and maintenance when included in rent), net of sublease rentals, was \$256 thousand and \$533 thousand for the years ended December 31, 2010 and 2009, respectively.

At December 31, 2010, there were no future minimum rental payments under noncancelable operating leases, net of sublease rentals, with remaining terms of one year or more.

At December 31, 2010, there were no material unrecorded unconditional purchase commitments or obligations in excess of one year.

Under the Insurance Agreement of the Federal Reserve Banks, each of the Reserve Banks has agreed to bear, on a per incident basis, a share of certain losses in excess of 1 percent of the capital paid-in of the claiming Reserve Bank, up to 50 percent of the total capital paid-in of all Reserve Banks. Losses are borne in the ratio of a Reserve Bank's capital paid-in to the total capital paid-in of all Reserve Banks at the beginning of the calendar year in which the loss is shared. No claims were outstanding under the agreement at December 31, 2010 or 2009.

The Bank is involved in certain legal actions and claims arising in the ordinary course of business. Although it is difficult to predict the ultimate outcome of these actions, in management's opinion, based on discussions with counsel, the aforementioned litigation and claims will be resolved without material adverse effect on the financial position or results of operations of the Bank.

**FEDERAL RESERVE BANK OF RICHMOND
NOTES TO FINANCIAL STATEMENTS**

11. RETIREMENT AND THRIFT PLANS

Retirement Plans

The Bank currently offers three defined benefit retirement plans to its employees, based on length of service and level of compensation. Substantially all of the employees of the Reserve Banks, Board of Governors, and Office of Employee Benefits of the Federal Reserve System (OEB) participate in the Retirement Plan for Employees of the Federal Reserve System (System Plan). In addition, employees at certain compensation levels participate in the Benefit Equalization Retirement Plan (BEP) and certain Reserve Bank officers participate in the Supplemental Retirement Plan for Select Officers of the Federal Reserve Bank (SERP). In addition, under the Dodd-Frank Act, employees of the Bureau can elect to participate in the System Plan. There were no Bureau participants in the System Plan as of December 31, 2010.

The System Plan provides retirement benefits to employees of the Federal Reserve Banks, Board of Governors, and OEB and in the future will provide retirement benefits to certain employees of the Bureau. The FRBNY, on behalf of the System, recognizes the net asset or net liability and costs associated with the System Plan in its consolidated financial statements. During the years ended December 31, 2010 and 2009, costs associated with the System Plan were not reimbursed by other participating employers.

The Bank's projected benefit obligation, funded status, and net pension expenses for the BEP and the SERP at December 31, 2010 and 2009, and for the years then ended, were not material.

Thrift Plan

Employees of the Bank participate in the defined contribution Thrift Plan for Employees of the Federal Reserve System (Thrift Plan). The Bank matches employee contributions based on a specified formula. Effective April 1, 2009, the Bank matches 100 percent of the first 6 percent of employee contributions from the date of hire and provides an automatic employer contribution of 1 percent of eligible pay. For the first three months of the year ended December 31, 2009, the Bank matched 80 percent of the first 6 percent of employee contributions for employees with less than five years of service and 100 percent of the first 6 percent of employee contributions for employees with five or more years of service. The Bank's Thrift Plan contributions totaled \$13 million and \$12 million for the years ended December 31, 2010 and 2009, respectively, and are reported as a component of "Operating expenses: Salaries and benefits" in the Statements of Income and Comprehensive Income.

12. POSTRETIREMENT BENEFITS OTHER THAN RETIREMENT PLANS AND POSTEMPLOYMENT BENEFITS

Postretirement Benefits Other Than Retirement Plans

In addition to the Bank's retirement plans, employees who have met certain age and length-of-service requirements are eligible for both medical benefits and life insurance coverage during retirement.

The Bank funds benefits payable under the medical and life insurance plans as due and, accordingly, has no plan assets.

FEDERAL RESERVE BANK OF RICHMOND
NOTES TO FINANCIAL STATEMENTS

Following is a reconciliation of the beginning and ending balances of the benefit obligation (in millions):

	<u>2010</u>	<u>2009</u>
Accumulated postretirement benefit obligation at January 1	\$ 191.8	\$ 182.0
Service cost benefits earned during the period	8.3	7.4
Interest cost on accumulated benefit obligation	11.3	11.2
Net actuarial loss	1.5	9.4
Contributions by plan participants	2.2	1.8
Benefits paid	(12.2)	(9.7)
Medicare Part D subsidies	0.6	0.6
Plan amendments	(10.5)	(10.9)
Accumulated postretirement benefit obligation at December 31	<u>\$ 193.0</u>	<u>\$ 191.8</u>

At December 31, 2010 and 2009, the weighted-average discount rate assumptions used in developing the postretirement benefit obligation were 5.25 percent and 5.75 percent, respectively.

Discount rates reflect yields available on high-quality corporate bonds that would generate the cash flows necessary to pay the plan's benefits when due.

Following is a reconciliation of the beginning and ending balance of the plan assets, the unfunded postretirement benefit obligation, and the accrued postretirement benefit costs (in millions):

	<u>2010</u>	<u>2009</u>
Fair value of plan assets at January 1	\$ -	\$ -
Contributions by the employer	9.4	7.3
Contributions by plan participants	2.2	1.8
Benefits paid	(12.2)	(9.7)
Medicare Part D subsidies	<u>0.6</u>	<u>0.6</u>
Fair value of plan assets at December 31	<u>\$ -</u>	<u>\$ -</u>
Unfunded obligation and accrued postretirement benefit cost	<u>\$ 193.0</u>	<u>\$ 191.8</u>
Amounts included in accumulated other comprehensive loss are shown below:		
Prior service cost	\$ 20.6	\$ 13.5
Net actuarial loss	<u>(52.4)</u>	<u>(56.1)</u>
Total accumulated other comprehensive loss	<u>\$ (31.8)</u>	<u>\$ (42.6)</u>

Accrued postretirement benefit costs are reported as a component of "Accrued benefit costs" in the Statements of Condition.

FEDERAL RESERVE BANK OF RICHMOND
NOTES TO FINANCIAL STATEMENTS

For measurement purposes, the assumed health care cost trend rates at December 31 are as follows:

	<u>2010</u>	<u>2009</u>
Health care cost trend rate assumed for next year	8.00%	7.50%
Rate to which the cost trend rate is assumed to decline (the ultimate trend rate)	5.00%	5.00%
Year that the rate reaches the ultimate trend rate	2017	2015

Assumed health care cost trend rates have a significant effect on the amounts reported for health care plans. A 1 percentage point change in assumed health care cost trend rates would have the following effects for the year ended December 31, 2010 (in millions):

	<u>1 percentage point increase</u>	<u>1 percentage point decrease</u>
Effect on aggregate of service and interest cost components of net periodic postretirement benefit costs	\$ 3.4	\$ (2.8)
Effect on accumulated postretirement benefit obligation	25.6	(21.3)

The following is a summary of the components of net periodic postretirement benefit expense for the years ended December 31 (in millions):

	<u>2010</u>	<u>2009</u>
Service cost-benefits earned during the period	\$ 8.3	\$ 7.4
Interest cost on accumulated benefit obligation	11.3	11.2
Amortization of prior service cost	(3.4)	(1.6)
Amortization of net actuarial loss	5.2	5.0
Total periodic expense	<u>21.4</u>	<u>22.0</u>
Curtailment gain	-	(0.4)
Net periodic postretirement benefit expense	<u>\$ 21.4</u>	<u>\$ 21.6</u>

Estimated amounts that will be amortized from accumulated other comprehensive loss into net periodic postretirement benefit expense in 2011 are shown below:

Prior service cost	\$ (4.3)
Net actuarial loss	<u>4.1</u>
Total	<u>\$ (0.2)</u>

Net postretirement benefit costs are actuarially determined using a January 1 measurement date. At January 1, 2010 and 2009, the weighted-average discount rate assumptions used to determine net periodic postretirement benefit costs were 5.75 percent and 6.00 percent, respectively.

Net periodic postretirement benefit expense is reported as a component of "Operating expenses: Salaries and benefits" in the Statements of Income and Comprehensive Income.

A deferred curtailment gain was recorded in 2007 as a component of accumulated other comprehensive loss; the gain is recognized in net income in 2009 when the related employees terminated employment.

The Medicare Prescription Drug, Improvement and Modernization Act of 2003 established a prescription drug benefit under Medicare (Medicare Part D) and a federal subsidy to sponsors of retiree health care benefit plans

**FEDERAL RESERVE BANK OF RICHMOND
NOTES TO FINANCIAL STATEMENTS**

that provide benefits that are at least actuarially equivalent to Medicare Part D. The benefits provided under the Bank's plan to certain participants are at least actuarially equivalent to the Medicare Part D prescription drug benefit. The estimated effects of the subsidy are reflected in actuarial loss in the accumulated postretirement benefit obligation and net periodic postretirement benefit expense.

Federal Medicare Part D subsidy receipts were \$0.5 million and \$0.8 million in the years ended December 31, 2010 and 2009, respectively. Expected receipts in 2011, related to benefits paid in the years ended December 31, 2010 and 2009, are \$0.3 million.

Following is a summary of expected postretirement benefit payments (in millions):

	<u>Without subsidy</u>	<u>With subsidy</u>
2011	\$ 9.2	\$ 8.5
2012	9.8	9.0
2013	10.4	9.5
2014	11.1	10.0
2015	11.8	10.7
2016 - 2020	<u>71.4</u>	<u>63.4</u>
Total	<u>\$ 123.7</u>	<u>\$ 111.1</u>

Postemployment Benefits

The Bank offers benefits to former or inactive employees. Postemployment benefit costs are actuarially determined using a December 31 measurement date and include the cost of medical and dental insurance, survivor income, disability benefits, and self-insured workers' compensation expenses. The accrued postemployment benefit costs recognized by the Bank were \$19 million for each of the years ended December 31, 2010 and 2009, respectively. This cost is included as a component of "Accrued benefit costs" in the Statements of Condition. Net periodic postemployment benefit expense included in 2010 and 2009 operating expenses were \$2 million and \$7 million, respectively, and are recorded as a component of "Operating expenses: Salaries and benefits" in the Statements of Income and Comprehensive Income.

**FEDERAL RESERVE BANK OF RICHMOND
NOTES TO FINANCIAL STATEMENTS**

13. ACCUMULATED OTHER COMPREHENSIVE INCOME AND OTHER COMPREHENSIVE INCOME

Following is a reconciliation of beginning and ending balances of accumulated other comprehensive loss (in millions):

	Amount related to postretirement benefits other than retirement plans
Balance at January 1, 2009	\$ (47)
Change in funded status of benefit plans:	
Prior service costs arising during the year	11
Net actuarial loss arising during the year	(9)
Amortization of prior service cost	(2)
Amortization of net actuarial loss	5
Change in funded status of benefit plans - other comprehensive loss	5
Balance at December 31, 2009	<u>\$ (42)</u>
Change in funded status of benefit plans:	
Prior service costs arising during the year	11
Net actuarial loss arising during the year	(2)
Amortization of prior service cost	(3)
Amortization of net actuarial loss	5
Change in funded status of benefit plans - other comprehensive income loss	11
Balance at December 31, 2010	<u>\$ (31)</u>

Additional detail regarding the classification of accumulated other comprehensive loss is included in Note 12.

14. BUSINESS RESTRUCTURING CHARGES

The Bank had no business restructuring charges in 2010 or 2009.

Before 2009, the Reserve Banks announced their check restructuring initiatives to align the check processing infrastructure and operations with declining check processing volumes. The new infrastructure consolidated operations into two regional Reserve Bank processing sites; one in Cleveland, for paper check processing, and one in Atlanta, for electronic check processing. Additional announcements prior to 2009 included restructuring plans associated with the U.S. Treasury's Collections and Cash Management Modernization (CCMM) initiative.

FEDERAL RESERVE BANK OF RICHMOND
NOTES TO FINANCIAL STATEMENTS

Following is a summary of financial information related to the restructuring plans (in millions):

	2008 and prior restructuring plans
<i>Information related to restructuring plans as of</i>	
<i>December 31, 2010:</i>	
Total expected costs related to restructuring activity	\$ 8.2
Estimated future costs related to restructuring activity	-
Expected completion date	2010
 <i>Reconciliation of liability balances:</i>	
Balance at January 1, 2009	\$ 7.0
Employee separation costs	0.2
Adjustments	(1.0)
Payments	(5.2)
Balance at December 31, 2009	\$ 1.0
Adjustments	0.1
Payments	(0.9)
Balance at December 31, 2010	\$ 0.2

Employee separation costs are primarily severance costs for identified staff reductions associated with the announced restructuring plans. Separation costs that are provided under terms of ongoing benefit arrangements are recorded based on the accumulated benefit earned by the employee. Separation costs that are provided under the terms of one-time benefit arrangements are generally measured based on the expected benefit as of the termination date and recorded ratably over the period to termination. Restructuring costs related to employee separations are reported as a component of “Operating expenses: Salaries and benefits” in the Statements of Income and Comprehensive Income.

Adjustments to the accrued liability are primarily due to changes in the estimated restructuring costs and are shown as a component of the appropriate expense category in the Statements of Income and Comprehensive Income.

Costs associated with enhanced pension benefits for all Reserve Banks are recorded on the books of the FRBNY as discussed in Note 11.

15. SUBSEQUENT EVENTS

There were no subsequent events that require adjustments to or disclosures in the financial statements as of December 31, 2010. Subsequent events were evaluated through March 22, 2011, which is the date that the Bank issued the financial statements.