



DIDO Solutions

Scalable Distributed Testing made easy

RIN 7100-AG-79 Response

*Financial Data Transparency Act Joint Data
Standards*

Ian T. Stavros
President/CEO
Dido Solutions, Inc.
2403 NE Klickitat Street
Portland, Oregon, USA 97212-2511
ian@didosolutions.com
+1-858-254-5937

20 October 2024

Office of the Comptroller of the Currency
400 7th Street SW
Washington, DC 20219

Subject: Response to RIN 7100-AG-79 – Financial Data Transparency Act

Dear Sir/Madam,

On behalf of **Dido Solutions, Inc.**, I am pleased to submit our response to **RIN 7100-AG-79**, which focuses on implementing the Financial Data Transparency Act (FDTA). We greatly appreciate the opportunity to contribute to this pivotal conversation around achieving data transparency across the financial sector.

While our submission acknowledges the progress made toward establishing data transparency frameworks, our focus is primarily on moving forward with coordinating, managing, evaluating, and approving the various standards proposed to ensure robust financial data interoperability. Given the critical importance of seamless communication and collaboration between decentralized, distributed, and centralized financial systems, we propose a strategic path for aligning efforts among financial agencies and other key stakeholders.

Our recommendations highlight the creation of a **Financial Community of Interest (CoI)** and the development of a comprehensive **Interoperability Testing Infrastructure** to evaluate and approve emerging standards in the financial sector. By implementing rigorous testing and validation processes, we aim to ensure that all financial systems, regardless of architecture, can operate together efficiently and securely.

We trust that our response will serve as a valuable resource in supporting the objectives of the FDTA and facilitating the ongoing coordination needed to meet the data transparency goals in mission-critical financial systems.

We look forward to continued engagement on this important issue and can provide any further information or clarification as needed.

Sincerely,
Ian T. Stavros



Table of Contents

Executive Summary	11
Definition of Interoperability.....	11
Key Focus on Decentralized and Distributed Financial Systems.....	11
Active Engagement of Financial Agencies in the Software Development Lifecycle.....	11
Cross-Agency Collaboration and Coordination.....	12
Two Key Recommendations.....	12
Phased Plans, Staffing, and Cost Estimates.....	12
Background	13
Section I - Interoperability.....	13
1. Overview.....	13
1.1 Data Interoperability.....	13
1.2 Technical Interoperability.....	14
1.3 Semantic Interoperability.....	14
1.4 Legal/Regulatory Interoperability.....	15
1.5 Validation and Verification Interoperability.....	15
2. The Importance of Testing in Interoperability.....	16
2.1 Challenges in Testing Decentralized and Distributed Systems.....	16
2.2 Risk Management Through Testing.....	17
3. Virtualized Testing and Interchangeability.....	17
3.1 The Interchangeability Levels.....	17
3.2 An FDIC Example.....	17
4. Comprehensive Testing Frameworks.....	18
4.1 Testing Types for Decentralized and Distributed Financial Systems.....	18
4.2 Key Considerations for Financial Systems.....	19
4.3 Incorporating the TestIF Standard from OMG.....	19
4.4 TestIF Scenarios and Expected Results.....	19
4.5 The Critical Need for a Testing Framework in Decentralized and Distributed Financial Systems.....	20
5. Security Risks and Layered Approaches.....	21
5.1 Amplified Security Risks in Decentralized Systems.....	21
5.2 Layered Security Approaches.....	21
5.3 Checking for Vulnerabilities.....	22
5.4 Simulating Malicious Actors.....	23
5.5 Securing Layered Systems.....	23
6. Binary Data for Speed and Security.....	23
6.1 Enhanced Security through Blobs: A Package Delivery Example.....	24
6.2 Partial Encryption for Efficiency.....	24
6.3 Improved Speed and Interoperability.....	25
6.4 Layers of Security.....	25

7. Summary.....	26
Section II - DevSecOps.....	28
1. Continuous Testing in DevSecOps.....	28
1.1 Build Testing.....	28
1.2 Peer Reviews.....	28
1.3 Deployment Testing.....	29
1.4 Application Spinup.....	30
1.5 Testing Across Sets of Nodes.....	31
1.6 Data Flow Testing.....	32
1.7 Security Testing.....	33
2. Heterogeneous Financial Systems in DevSecOps.....	35
2.1 Version Compatibility Testing.....	36
2.2 Security Testing Across Versions.....	36
2.3 Platform and Infrastructure Diversity Testing.....	36
2.4 Performance Testing in Heterogeneous Systems.....	37
2.5 Compliance Testing in Distributed Environments.....	37
2.5.1 General Standards for Compliance Testing.....	37
2.5.2 Cross-Version Regulatory Adherence.....	38
2.5.3 Auditing Across Platforms.....	39
2.5.4 Provenance and Pedigree Testing.....	40
2.5.5 Failover Testing.....	41
2.5.6 Recovery Time Objective (RTO) Testing.....	42
2.5.7 Recovery Point Objective (RPO) Testing.....	43
Recommendations.....	44
1. Overview.....	44
1.1. Communities of Interest.....	44
1.1.1 Hierarchy of Communities of Interest.....	44
1.1.2 Ecosphere Col.....	44
1.2 Ecosystem Col.....	45
1.3 Domain Col.....	46
1.2 Col Governance.....	47
1.2.1 Structure of Governance.....	47
1.2.2 Work Product Approval Flow.....	50
2. Goals.....	50
Recommendation 1: Organizing a Financial Community of Interest.....	51
1. Overview.....	51
2. Joint Interagency Working Group (JIWG).....	51
2.1 Why a JIWG?.....	52
2.2 Examples of Successful JIWGs:.....	52
2.3 Why a JIWG for FDITA Interoperability?.....	53
3. Required Documents.....	53

3.1 Charter Document.....	53
3.2 Bylaws.....	54
3.3 Cooperative Agreements (CA).....	54
3.4 Data Sharing Agreements.....	54
3.5 Budget and Resource Allocation Plan.....	55
3.6 Regulatory or Legislative Approval.....	55
3.7 Security and Compliance Certifications.....	55
3.8 Non-Disclosure Agreements (NDAs).....	56
4. Financial Data Transparency Act (FDTA) Joint Interagency Working Group (JIWG).....	56
4.1. Draft Mission Statement.....	56
4.2. Draft Timeline.....	57
4.2.1 Phase 1: Initial Planning and Concept Development (Months 1-2).....	57
4.2.1.1 Define Mission and Objectives (Weeks 1-2).....	57
4.2.1.2 Preliminary Stakeholder Engagement (Weeks 3-4).....	58
4.2.1.3 Secure Initial Approvals (Weeks 5-8).....	59
4.2.2 Phase 2: Formalization and Establishment (Months 3-5).....	60
4.2.2.1 Draft Key Documents (Weeks 9-12).....	60
4.2.2.2 First Official JIWG Meeting (Weeks 13-14).....	60
4.2.2.3 Regulatory and Security Compliance (Weeks 15-18).....	61
4.2.3 Phase 3: Operationalization (Months 6-9).....	61
4.2.3.1 Establish Sub-Committees or Cols (Weeks 19-24).....	61
4.2.3.2 Resource Allocation and Budgeting (Weeks 25-28).....	62
4.2.4 Phase 4: Full Implementation (Months 9-12).....	62
4.2.4.1 First Deliverables (Weeks 29-32).....	63
4.2.4.2 Continuous Monitoring and Adjustments (Weeks 33-52).....	63
4.2.5 Phase 5: Ongoing Activities and Continuous Improvement (Beyond Year 1).....	64
4.2.5.1 Periodic Reviews and FDTA Alignment.....	64
4.2.5.2 Regular Updates to Regulatory Bodies and Expansion of Partnerships.....	64
4.2.5.3 Formal Interoperability Certifications, System Audits, and Continuous Improvements.....	65
5. Staffing Plan.....	67
5.1 Core Leadership Team (JIWG Oversight).....	67
5.2 Ecosystem Col Leadership.....	67
5.3 Domain Col Specialists.....	68
5.4 Administrative and Technical Support.....	68
5.5 Dido Solutions' Role.....	69
5.6 Summary.....	70
5.6.1 Total Full-Time Equivalent (FTE) Summary.....	70
5.6.2 Government Roles (12 FTEs).....	70
5.6.3 Dido Solutions Roles (8 FTEs).....	71
5.6.4 Conclusion.....	71

6. Cost Estimate and Resource Allocation.....	72
6.1 Overview.....	72
6.2 Cost Breakdown.....	72
6.3 Personnel Costs.....	72
6.4 Infrastructure Costs.....	73
6.5 Operational and Compliance Costs.....	73
6.6 Contingency and Risk Management.....	73
6.7 Total Cost Estimate for Year 1.....	74
6.8 Year 2 and Beyond.....	74
6.9 Summary.....	76
Recommendation 2: Developing Interoperability Testing Infrastructure.....	77
1. Overview.....	77
2. Importance of Interoperability in Financial Systems.....	78
3. Overview of DIDO Solutions Test Environment.....	78
3.1 Purpose and Scope.....	78
3.2 Virtualized Network of Nodes.....	78
3.3 Definition of a Platform.....	79
3.4 Simulating Complex System Configurations.....	79
3.5 Customizing Nodes for Real-World Testing.....	79
3.6 Key Advantages of the Test Environment.....	79
4. Dynamic Testing.....	80
4.1 Performance Testing.....	80
4.1.1 Throughput Testing.....	80
4.1.2 Latency Testing.....	81
4.1.3 Scalability Testing.....	81
4.1.4 Summary.....	81
4.2 Interoperability Testing.....	82
4.2.1 Cross-Platform Compatibility.....	82
4.2.2 API Testing.....	82
4.2.3 Summary.....	83
4.3 Security Testing.....	83
4.3.1 Vulnerability Scanning.....	83
4.3.2 Penetration Testing.....	83
4.3.3 Encryption and Authentication Testing.....	84
4.3.4 Summary.....	84
4.4 Compliance Testing.....	84
4.4.1 Regulatory Compliance.....	84
4.4.2 Data Privacy Testing.....	85
4.4.3 Audit Trails.....	85
4.4.4 Summary.....	85
4.5 Load and Stress Testing.....	85

4.5.1 Load Testing.....	86
4.5.2 Stress Testing.....	86
4.5.3 Summary.....	86
4.6 Failover and Disaster Recovery Testing.....	86
4.6.1 Resilience Testing.....	87
4.6.2 Redundancy Testing.....	87
4.6.3 Summary.....	87
4.7 Usability Testing.....	87
4.7.1 User Interface Testing.....	88
4.7.2 Report Generation.....	88
4.7.3 Summary.....	88
5. Reporting and Documentation.....	89
6. Performance Testing.....	89
6.1 Types of Performance Testing.....	89
6.1.1 Throughput Testing.....	89
6.1.2 Latency Testing.....	90
6.1.3 Scalability Testing.....	90
6.1.4 Peak Load Testing.....	90
6.1.5 Resource Utilization Testing.....	91
6.1.6 Summary.....	91
6.2 Why Performance Testing is Critical.....	91
6.2.1 Financial Systems.....	91
6.2.2 Regulatory Compliance.....	92
6.2.3 System Stability.....	92
6.3 Integrating Performance Testing into Interoperability Testing.....	92
6.3.1 Dynamic Node Networks.....	92
6.3.2 Load and Stress Testing.....	92
6.3.3 Ensuring Real-World Readiness.....	93
6.3.4 Summary.....	93
7. Functional Requirements.....	94
F1. Reusable Nodes and Node Types.....	94
F2. Reusable Node Networks.....	94
F3. Comprehensive Node Marketplace.....	94
F4. Hierarchical Communities of Interest (Cols).....	95
F5. Comprehensive Test Marketplace.....	95
F6. Expanded Testing Framework.....	95
F7. Reusable Test Scenarios.....	95
F8. Advanced Testing Capabilities.....	96
F9. Recording Inputs to a Node.....	96
F10. Playing Back Inputs to a Node.....	96
F11. Pausing Playback to a Node.....	96

F12. Resuming Playback to a Node.....	96
F13. Stepping Through Playback One Event at a Time.....	97
F14. Speeding Up the Playback.....	97
F15. Coordinating Playback Across the Node Network.....	97
F16. Monitoring Node Playback.....	97
F17. Twin Nodes Selection.....	98
F18. Configuration Management and Version Control for All Artifacts.....	98
F19. Error Reporting, Bug Tracking, and Incident Management.....	98
F20. Test Case Management.....	98
F21. Test Result Logging and Analysis.....	99
F22. Audit Trails for Testing Activities.....	99
F23. Automated Test Execution and Scheduling.....	99
8. Draft Mission Statement.....	99
9. Draft Timeline.....	100
9.1 Phase 1: Initial Planning and Infrastructure Setup (Months 1-6).....	100
9.1.1 Define Mission and Objectives (Weeks 1-6).....	100
9.1.2 Assemble Core Testing Infrastructure (Weeks 7-12).....	101
9.2 Phase 2: Ontology, Use Case Development, and Testing Framework (Months 7-12)...	102
9.2.1 Develop Financial System Ontologies and Use Case Scenarios (Weeks 13-18).	102
9.2.2 Finalize Testing Framework (Weeks 19-24).....	103
9.3 Phase 3: Initial Testing, Validation, and Coordination with JIWG (Months 13-18)...	104
9.3.1 Initial Testing and Validation (Weeks 25-30).....	104
9.3.2 Coordination and Cross-Agency Reporting (Weeks 31-36).....	105
9.4 Phase 4: Expanded Testing and Rule-Based Validation (Months 19-24).....	106
9.4.1 Deploy and Expand Dynamic Testing (Weeks 37-42).....	106
9.4.2 Continuous Reporting and Review Cycles (Weeks 43-48).....	107
9.5 Phase 5: Ongoing Testing and Improvements (Beyond Year 2).....	107
9.5.1 Continuous Testing and Updates (Months 25-36).....	107
9.5.2 Performance Audits and Reports:.....	108
10. Staffing Plan.....	109
10.1 Core Leadership.....	109
10.1.1 Strategic Leadership and Oversight.....	109
10.1.2 Technical Leadership and Infrastructure Oversight.....	110
10.2 Ecosystem and Domain Specialists.....	110
10.2.1 Ecosystem Specialists.....	110
10.2.2 Domain Specialists.....	110
10.3 Administrative and Technical Support.....	111
10.3.1 Administrative Support.....	111
10.3.2 Technical Support.....	111

10.4 DIDO Solutions Role.....	111
10.4.1 Test Environment Engineers.....	111
10.4.2 System Integration and Automation Specialists.....	112
10.5 Third-Party Expertise and Support.....	112
10.5.1 Financial Domain Subject Matter Experts (SMEs).....	112
10.5.2 Technology and Product Integration Specialists.....	112
10.5.3 Data Security and Compliance Auditors.....	113
10.6 Summary.....	113
10.6.1 Total Full-Time Equivalent (FTE) Summary.....	113
10.6.2 Government Roles (10 FTEs).....	113
10.6.3 Dido Solutions Roles (7 FTEs).....	114
10.6.4 Third-Party Providers (5 FTEs).....	115
10.6.5 Conclusion.....	115
11. Cost Estimate and Resource Allocation.....	116
11.1 Overview.....	116
11.2 Direct Labor Costs.....	116
11.2.1 Government Labor Costs (10 FTEs).....	116
11.2.2 Dido Solutions Labor Costs (7 FTEs).....	116
11.2.3 Third-Party Labor Costs (5 FTEs).....	117
11.3 Infrastructure and Tools.....	117
11.3.1 Infrastructure Setup Costs.....	117
11.4 Ongoing Maintenance and Support.....	117
11.5 Third-Party Tools and Licensing.....	117
11.6 Summary.....	118
11.7 Conclusion.....	118
Recommendation 3: Distributed System Testing and Simulation Metrics.....	118
1. Speed.....	118
1.1 Latency.....	119
1.2 Throughput.....	120
1.3 Recommended Graphics.....	121
2. Storage.....	121
2.1 Memory Resources.....	122
2.2 CPU Resources.....	123
2.3 Recommended Graphics.....	124
3 Stability.....	124
3.1 Scalability.....	126
3.2 Recommended Graphics.....	126
4. Security.....	127
4.1 Recommended Graphics.....	130
5. Energy.....	131
5.1 Recommended Graphics.....	132

Document Appendices.....	134
A. Draft Charter.....	135
1. Purpose.....	135
2. Objectives.....	135
3. Governance Structure.....	135
4. Decision-Making Process.....	136
5. Work Product Approval Flow.....	136
6. Meeting Structure.....	136
7. Amendments and Conflict Resolution.....	136
8. Reporting.....	137
9. Membership.....	137
B. Draft By-Laws.....	138
1. Procedural Framework.....	138
2. Key Roles in Col Governance.....	138
3. Voting and Quorum.....	138
4. Meeting Procedures.....	139
5. Conflict Resolution.....	139
6. Amendment Process.....	140
7. Col Governance Reporting.....	140
8. Membership Structure and Eligibility.....	140
C. Draft Cooperative Agreement Ecosphere to Ecosystem.....	141
Cooperative Agreement.....	141
Between:.....	141
In Support of:.....	141
1. Introduction.....	141
2. Purpose.....	141
3. Scope.....	141
4. Roles and Responsibilities.....	142
4.1 Ecosphere Col Responsibilities.....	142
4.2 Ecosystem Col Responsibilities:.....	142
4.3 Participant Agency/Organization Responsibilities:.....	142
5. Governance.....	142
6. Legal Authority.....	142
7. Financial Arrangements.....	142
8. Duration and Termination.....	142
9. Signature.....	142
D. Draft Cooperative Agreement Ecosystem to Ecosystem.....	144
Cooperative Agreement.....	144
Between.....	144
In Support of:.....	144
1. Introduction.....	144

2. Purpose.....	144
3. Scope.....	144
4. Roles and Responsibilities.....	145
4.1. Ecosphere Col Responsibilities.....	145
4.2. Ecosystem Col 1 Responsibilities.....	145
4.3. Ecosystem Col 2 Responsibilities.....	145
5. Governance.....	145
6. Legal Authority.....	145
7. Financial Arrangements.....	145
8. Duration and Termination.....	146
9. Signature.....	146
E. Draft Cooperative Agreement Ecosystem to Domain.....	147
Cooperative Agreement.....	147
Between:.....	147
In Support of:.....	147
1. Introduction.....	147
2. Purpose.....	147
3. Scope.....	147
4. Roles and Responsibilities.....	148
4.1 Ecosystem Col Responsibilities.....	148
4.2 Domain Col Responsibilities.....	148
4.3 Participant Agency/Organization Responsibilities:.....	148
5. Governance.....	148
6. Legal Authority.....	148
7. Financial Arrangements.....	148
8. Duration and Termination.....	148
10. Signature.....	149
F. Draft Memoranda of Agreement (MOA).....	150
Between:.....	150
In Support of:.....	150
1. Purpose.....	150
2. Background.....	150
3. Scope.....	151
4. Definitions.....	151
5. Authority.....	151
6. Responsibilities of the Parties.....	151
7. Quality Standards for Mission-Critical Financial Systems.....	152
8. Reporting.....	154
9. Amendments.....	154
10. Termination.....	154
11. Signature Block.....	154

G. Draft NDA Template: Organization to Organization.....	155
1. Definition of Confidential Information.....	156
2. Obligations of Confidentiality.....	157
3. Exclusions from Confidential Information.....	157
4. Duration of Confidentiality Obligations.....	157
5. Return or Destruction of Confidential Information.....	157
6. No License or Ownership Rights.....	157
7. No Obligations to Disclose.....	158
8. Remedies for Breach.....	158
9. Governing Law and Jurisdiction.....	158
10. Miscellaneous.....	158
H. Draft NDA Template for Organization to Individual.....	160
1. Definition of Confidential Information.....	161
2. Obligations of the Receiving Party.....	161
3. Exclusions from Confidential Information.....	161
4. Return or Destruction of Materials.....	161
5. Duration of Obligations.....	161
6. No Rights Granted.....	162
7. Remedies.....	162
8. Governing Law.....	162
9. Termination.....	162
10. Entire Agreement.....	162
I. Draft Mandated Policies and Procedures (P&P).....	163
1. Mandated by Law.....	163
2. Locally Governed.....	163
Data Visualization Appendices.....	165
J. Quantitative Gauge Graphic of Major Metric.....	166
K. Spider (Radar) Graph.....	166
L. Bullet Graph.....	168
M. Line Graph.....	169
N. Event-Associated Stacked Area Chart.....	170
O. Stacked Bar Chart.....	171
P. Bar Chart.....	172

Executive Summary

*This document presents a strategic framework for developing an **Interoperability Testing Infrastructure** under the **Joint Interagency Working Group (JIWG)** for the **Financial Data Transparency Act (FDTA)**. The goal is to address the growing complexity of modern financial systems by ensuring seamless operation across decentralized, distributed, and centralized systems.*

Definition of Interoperability

Interoperability in financial systems goes beyond mere data sharing. It includes:

- **Data Interoperability:** Ensuring consistent and seamless data exchange between diverse systems.
- **Technical Interoperability:** Facilitating the operation of systems built on different platforms, configurations, and technologies.
- **Semantic Interoperability:** Harmonizing the meaning and context of data across varying financial ecosystems, ensuring accuracy in transaction interpretation.
- **Legal Interoperability:** Ensuring systems adhere to regulatory frameworks across different jurisdictions.
- **Validation and Verification Interoperability:** Providing the ability to verify that systems meet predefined functional, security, and regulatory standards before being deployed into production.

Key Focus on Decentralized and Distributed Financial Systems

*Unlike traditional centralized financial systems, which rely on a single point of control and data management, decentralized (e.g., peer-to-peer lending platforms) and distributed systems (e.g., cryptocurrency networks) distribute control, processing, and data across multiple nodes. These new architectures introduce significant challenges in ensuring **interoperability**, security, and regulatory compliance.*

As decentralized and distributed systems grow in complexity, the need for rigorous testing of their interoperability with traditional financial institutions becomes crucial. Ensuring these diverse financial architectures communicate seamlessly and securely is paramount for mission-critical operations, including payment processing, trading platforms, and compliance with regulatory requirements.

Active Engagement of Financial Agencies in the Software Development Lifecycle

To ensure that **financial systems interoperability** aligns with real-world requirements, it is essential that **financial agencies** actively participate throughout the **software development lifecycle**. These agencies will contribute to:

- **Requirements Gathering** By defining regulatory and operational needs.
- **Design and testing phases:** By providing feedback on how new systems integrate with existing platforms.
- **Development of Testing Environments:** Collaborating with others to ensure the infrastructure meets agency-specific requirements.

Their involvement will help tailor the Interoperability Testing Infrastructure to meet technical and regulatory needs, ensuring financial systems remain compliant with evolving standards.

Cross-Agency Collaboration and Coordination

Achieving financial system interoperability requires **continuous collaboration** between financial agencies. Agencies must provide technical and regulatory input and **coordinate across teams** to ensure that system testing environments and data-sharing agreements reflect the intricacies of real-world financial operations. This cross-agency collaboration ensures that the resulting infrastructure fosters seamless integration between diverse systems, minimizes risks, and complies with financial regulations.

Two Key Recommendations

1. **Recommendation 1:** Organizing a Financial Community of Interest (CoI) aims to establish a well-coordinated group of agencies and stakeholders (e.g., Treasury, FDIC, SEC, Federal Reserve) dedicated to aligning on the requirements, goals, and governance of financial system interoperability. The purpose is the establishment of a Community of Interest (CoI) as a critical part of coordinating efforts and bringing together expertise from across agencies. This would ensure the entire financial system is cohesive and aligned with the Financial Data Transparency Act (FDTA) while addressing the challenges of decentralized and distributed systems.
2. **Recommendation 2:** Developing Interoperability Testing Infrastructure has an Objective: Develop a dynamic, node-based testing infrastructure that allows agencies to test decentralized and distributed systems rigorously. This infrastructure ensures mission-critical financial systems work seamlessly across various platforms, configurations, and agencies. The purpose is to aid financial systems in transitioning towards decentralized and distributed systems, ensuring they remain secure, scalable, and interoperable. This infrastructure will allow for continuous validation and verification through rigorous node network testing, representing the various financial systems across agencies and platforms.

Phased Plans, Staffing, and Cost Estimates

*The proposed Interoperability Testing Infrastructure's success requires detailed planning, adequate resources, and structured implementation phases. This document outlines **phased implementation plans**, defining the necessary tasks at each stage, from initial planning and infrastructure setup to dynamic testing and long-term maintenance.*

The plans includes:

- **Staffing Requirements:** *Both government agency personnel and Dido Solutions team members are outlined, with clear roles and responsibilities.*
- **Cost Estimates:** *A structured breakdown of expected costs, including infrastructure development, system integration, and long-term maintenance, ensures that resources are allocated efficiently.*

Background

Section I - Interoperability

1. Overview

Interoperability is a non-functional requirement that ensures different systems, components, or platforms can work together effectively. According to the [DIDO RA](#) framework, interoperability enables systems to exchange and interpret data seamlessly across multiple configurations without requiring significant alterations. This allows decentralized or distributed financial systems to function efficiently despite differences in architecture, protocols, or data formats.

In financial systems, interoperability enables secure data exchange between diverse entities, ensuring consistency and compliance while minimizing disruptions, even as systems evolve independently.

A good starting point is the definition provided by the DIDO Glossary for [Interoperability](#).

Achieving full interoperability requires addressing five key types:

1.1 Data Interoperability

Data Interoperability standardizes the structure and format of data to ensure smooth exchanges between systems. Standardized Schemas are essential for achieving true data interoperability. They provide a standard structure, enabling consistent data interpretation across systems. Data transfer becomes prone to errors, misinterpretation, or corruption without standardized schemas. Some examples of data interoperability within the financial sector are reporting data in standardized formats such as XML, JSON, or XBRL and adhering to shared schemas for regulators and financial institutions to process correctly.

1.2 Technical Interoperability

Technical Interoperability ensures that different systems and technologies can communicate effectively, using standardized protocols and APIs to ensure smooth interaction. For example, most modern financial systems primarily use TCP/IP for network communication and HTTPS for secure data transfer. However, legacy systems may use older protocols such as SNA (Systems Network Architecture), which is still common in mainframe environments, or X.25, a packet-switching protocol used in secure financial transactions. While these legacy protocols differ from TCP/IP, technical interoperability ensures they coexist with modern systems, often via gateways or adapters, allowing seamless communication across diverse environments. Standardized APIs provide a way for these systems to send data, while HTTPS ensures that this data is encrypted in transit, protecting it from unauthorized access. Even though the systems may use different operating systems or databases, technical interoperability ensures they can communicate efficiently and securely. However, this often only covers some architectural issues such as endianness.

1.3 Semantic Interoperability

Semantic interoperability aids data interoperability but is not sufficient on its own. It ensures a consistent understanding of terms across systems, even when they use different data formats. However, this approach is often a patchwork solution rather than true unification. While it bridges systems with different terminologies, it doesn't resolve structural issues like inconsistent data formats, leading to increased maintenance, technical debt, and risk. Every semantic translation adds complexity and requires additional testing to ensure reliability.

Here are some examples of Semantic Interoperability.

Financial Reporting Systems: One system may define "net assets" as assets minus liabilities, while another includes contingent liabilities. Semantic interoperability harmonizes these definitions, allowing systems to exchange asset data correctly. However, even with standardized schemas like XBRL, inconsistency in data formats can persist, increasing the need for detailed testing to verify compatibility.

Healthcare Data: In a medical insurance financial system, one system may classify "costs" as direct patient care expenses, while another includes operational overhead. Semantic interoperability maps these definitions to enable communication. Still, inconsistent cost breakdown formats can lead to data integrity issues, requiring rigorous validation and testing to prevent misinterpretation and mitigate interoperability risks.

Cross-Border Transactions: One global financial institution might define "equity" as shareholders' equity, while another means stocks' market value. Semantic interoperability helps systems understand these contextual differences. However, only if they also align on structural elements such as currency formats, interoperability problems persist, introducing risk at various decision points. These decision points require meticulous test scenarios and plans to ensure system integrity.

1.4 Legal/Regulatory Interoperability

Legal/Regulatory Interoperability harmonizes legal frameworks and regulatory requirements across jurisdictions, ensuring data exchanges meet the necessary standards for both state and federal regulations.

The involvement of multiple agencies, including Treasury, Federal Reserve, FDIC, SEC, and CFPB, highlights the critical need for Legal/Regulatory Interoperability in the financial sector.

This proactive step underscores that inconsistent data standards impede regulatory effectiveness. Legal and regulatory interoperability ensures that data exchange, reporting, and compliance across agencies are aligned, reducing inefficiencies and compliance risks while ensuring cohesive regulatory oversight.

Each agency has its regulatory requirements, but through joint efforts, they emphasize the importance of a cohesive, interoperable framework for financial data exchange.

By directly addressing interoperability in the Federal Register, they seek to create a standardized approach, allowing financial institutions to seamlessly meet the varying demands of each regulatory body without conflicting or redundant efforts.

Here are some examples of Legal/Regulatory Interoperability.

FDIC Compliance with State Laws: Interoperability between FDIC systems and state banking regulators would ensure that banks comply with state and federal reporting regulations and supervision. Testing would require at least 50 sets of rules, one for each state, to ensure continued interoperability across the country.

Federal Reserve Payment Systems: The Federal Reserve's FedACH network must ensure interoperability with state banking systems, allowing seamless processing of electronic payments and settlements across the U.S. in compliance with state and federal laws.

Interstate Bank Branching: Banks operating across multiple states must adhere to varying state laws while meeting federal regulations from the FDIC and Federal Reserve. Legal and Technical interoperability between state and federal systems enables consistent regulatory supervision.

SEC EDGAR System: The SEC's EDGAR system allows corporate filings to be submitted in standardized formats like XBRL. Interoperability with state securities regulators ensures that companies meet both federal securities laws and state-level regulatory requirements, allowing for efficient data sharing and compliance across jurisdictions.

1.5 Validation and Verification Interoperability

Validation and Verification Interoperability ensures data is correctly formatted (validation) and accurate (verification). In financial systems, validation confirms that data adheres to the required format, while verification ensures its authenticity and correctness by cross-referencing it against internal and external sources.

Here are some examples of Validation and Verification Interoperability.

Financial Transactions: Transaction data is validated to ensure correct formatting (e.g., field lengths, data types) and verified against accounting records or third-party systems, such as clearinghouses, to confirm accuracy and integrity. Any discrepancy introduces risks, such as financial loss or compliance violations.

Regulatory Filings: Financial institutions must validate data before submitting filings to regulatory bodies like the SEC or FDIC, ensuring proper formatting in standardized schemas like XBRL. Verification includes cross-checking reported financial data with internal records, reducing the risk of misreporting and subsequent penalties.

Loan Applications: In a mortgage application, the bank validates the format of applicant data (e.g., income and credit score) and verifies this information against credit bureaus and income verification sources. A failure to verify could result in incorrect loan approval, increasing the bank's financial exposure.

2. The Importance of Testing in Interoperability

Given the complexity of platform variability, regulatory requirements, and security concerns, achieving interoperability in decentralized and distributed systems requires rigorous and continuous testing. Testing ensures systems can work together and identifies and mitigates risks to data integrity, compliance, and operational stability.

2.1 Challenges in Testing Decentralized and Distributed Systems

In decentralized and distributed environments, a **node** refers to an independent process or system that can participate in the network by executing its operating systems (OSs), databases (DBMSs), applications, and architectures (e.g., big-endian vs. little-endian) with varying patch levels. Each node can interact with other nodes, contributing to the overall functionality, data sharing, and communication within the distributed system.

Platform Variability: Achieving interoperability between executables running with different configurations (e.g., different OS versions or DBMSs) requires extensive compatibility testing. Inconsistent system states introduce security risks, cause verification failures, and lead to unpredictable outcomes.

Heterogeneous Environments at Different Upgrade Levels: Decentralized and distributed systems often involve nodes at varying upgrade stages. Some nodes may run newer OS versions or updated databases, while others still use older patches. This difference can lead to incompatibilities and operational consistency. Testing becomes crucial in ensuring that, despite different upgrade levels, all nodes can still interact effectively. Continuous testing helps identify and resolve potential conflicts before they impact system operations, validation processes, or security.

Mission-Critical Financial Systems: Financial systems are mission-critical; they must operate continuously without interruptions. Unlike other systems that can afford downtime, financial systems cannot just crash or reboot. Any data lost due to system failures can be catastrophic, causing economic losses, compliance issues, or breaches of trust. Testing ensures that systems

handle data correctly, preventing data loss and ensuring consistency across all nodes in the decentralized network.

2.2 Risk Management Through Testing

Testing is essential for managing compliance risks, as systems must comply with various legal and regulatory frameworks. Comprehensive testing ensures data exchanges meet regulatory requirements, prevent misreporting, and maintain data accuracy and integrity.

By performing continuous testing, institutions can reduce risks, ensure consistent interoperability across different platforms, and maintain regulatory compliance, thereby safeguarding the integrity and security of decentralized and distributed financial systems.

3. Virtualized Testing and Interchangeability

Interchangeability ensures that systems can be maintained, upgraded, or replaced without disrupting operations. It operates at various levels, each with specific responsibilities and dependencies:

3.1 The Interchangeability Levels

Data-Level Interchangeability (the what): Defines the structure and format of data (e.g., JSON, XML) and ensures that data exchanges between components adhere to predefined schemas. It guarantees that different parts of the system can understand and process data consistently, regardless of internal architecture.

API-Level Interchangeability (the how): Describes how data flows between components through APIs (e.g., REST, SOAP), defining how systems initiate, transmit, and terminate data exchanges. It ensures subsystems communicate efficiently and securely, allowing API upgrades without disrupting operations.

Functional-Level Interchangeability (the who): Defines the internal processing within components or subsystems. For example, one service handles fraud detection, while another manages transaction approvals. Each can be replaced or upgraded independently as long as it fulfills its functional role.

Orchestration-Level Interchangeability (the manager): Coordinates overall system functioning. Tools like Kubernetes manage containers that house services or subsystems, ensuring they work together as a unified system. Kubernetes handles scaling, failure recovery, and updates, ensuring seamless interaction and system continuity even when individual services are replaced or upgraded.

3.2 An FDIC Example

In the FDIC's financial reporting systems, the levels of interchangeability are applied as follows:

Data-Level: Banks report assets, liabilities, and capital via XBRL or other structured formats. These reports follow specific schemas, ensuring that data is consistently structured and allowing the FDIC to efficiently process and analyze submissions from banks of all sizes.

API-Level: APIs enable banks to submit data to the FDIC and retrieve regulatory updates. Whether the system uses REST or SOAP APIs, interchangeability ensures new API versions can be adopted without disrupting communication with the FDIC's internal systems.

Functional-Level: Different components within the FDIC's system handle functions like data validation, report processing, and risk analysis. Each functional module (e.g., a module analyzing bank solvency) can be upgraded or replaced independently, ensuring smooth operations.

Orchestration-Level: The system's orchestration ensures FDIC reporting services remain available, scalable, and functional. During peak reporting times (e.g., quarterly or annual reports), the orchestration dynamically scales the system's services to handle higher workloads, coordinating API communication and data processing without disrupting service.

4. Comprehensive Testing Frameworks

Testing in decentralized and distributed financial systems is critical to ensuring reliability, security, and compliance. A robust testing framework should cover all system levels and focus on various testing types to address platform variability, interoperability, and system performance.

4.1 Testing Types for Decentralized and Distributed Financial Systems

Unit Testing: Ensures individual components like smart contracts or transaction modules work in isolation.

Integration Testing: Verifies that components and services interact correctly. For example, APIs between blockchain nodes and external platforms should be seamlessly integrated.

End-to-End (E2E) Testing: This type of testing simulates real-world workflows, such as cross-node transactions or decentralized finance (DeFi) interactions, ensuring the system behaves as expected from start to finish.

Smoke Testing: A quick check of the core system's basic functionality after system updates, such as processing transactions or validating balances.

Sanity Testing: Focuses on specific areas of the system after minor code or configuration changes, such as a bug fix or small feature addition.

Regression Testing: Ensures that new updates or changes (e.g., blockchain protocol updates or API changes) do not introduce new bugs or break existing functionality.

Acceptance Testing: This process validates the system against user requirements and regulatory compliance, such as Anti-Money Laundering (AML) checks or Know Your Customer (KYC) requirements.

White Box Testing: Analyzes the system's internal workings (e.g., smart contracts or cryptographic algorithms) to ensure security and transparency, particularly in distributed environments.

Black Box Testing: Focuses on system behavior and ensures external-facing components function correctly, simulating real-world user interactions without insight into internal structures.

Interface Testing: Ensures communication between system components (e.g., between nodes or third-party regulatory platforms) works correctly, even in heterogeneous environments.

Interoperability Testing: This process verifies that systems with different architectures (e.g., nodes running various OSs, databases, or blockchain protocols) can interact and function as expected in the broader distributed ecosystem.

4.2 Key Considerations for Financial Systems

Platform Variability: Nodes may run different operating systems, databases, and software versions. Testing must ensure compatibility across these platforms, particularly in systems where nodes evolve independently.

Security and Compliance: Financial systems are high-value targets. Testing should ensure that security vulnerabilities are identified early, and that the system meets all regulatory requirements (e.g., data privacy, anti-fraud measures).

Resilience: Decentralized and distributed systems need to maintain uptime, even when nodes fail. Comprehensive testing guarantees the system is resilient to failures, node updates, and operational changes without data loss or service interruption.

4.3 Incorporating the TestIF Standard from OMG

OMG's TestIF (Testing and Test Control Notation) standard ensures consistent and automated testing across distributed systems. TestIF provides:

Test Data Management: This is critical in systems with platform variability. It ensures that all nodes and subsystems use consistent data formats for testing.

Test Harnesses: Automates the execution of tests across different environments and nodes, essential for ensuring decentralized systems interact smoothly.

Test Steps and Scenarios: TestIF defines steps, scenarios, and expected results, ensuring detailed and traceable testing across complex financial environments. Test scenarios simulate real-world processes like transaction verification, while expected results validate that the system behaves correctly at every stage.

Standardized Test Interfaces: TestIF provides standard interfaces across distributed nodes, ensuring uniformity in test execution and results reporting across the system.

4.4 TestIF Scenarios and Expected Results

For financial systems, TestIF enables the definition of:

Test Steps: Defines individual actions, such as verifying transaction validation on decentralized nodes.

Test Scenarios: Represents comprehensive workflows, like cross-border payments, incorporating multiple steps to simulate real-world financial operations.

Expected Results: Defines the system's expected outcome at each test stage, ensuring that the financial system behaves predictably and meets compliance standards (e.g., transaction integrity, user authentication).

By integrating TestIF into the comprehensive testing framework, financial systems ensure that testing is automated, traceable, and uniform across distributed environments, leading to more robust, resilient, and compliant systems.

4.5 The Critical Need for a Testing Framework in Decentralized and Distributed Financial Systems

Due to their unique complexities and risks, a testing framework is essential in decentralized and distributed financial systems. These systems involve multiple independent nodes, each potentially running different configurations, operating systems, or software versions. Maintaining compatibility, security, and resilience is nearly impossible without a structured testing framework.

Key reasons a testing framework is indispensable include:

Independent Node Lifecycles: In decentralized systems, nodes may update or evolve independently, creating platform variability. A structured testing framework ensures that updates, patches, or new components do not disrupt system functionality.

Interoperability Challenges: In a distributed financial system, components such as payment gateways, fraud detection services, and regulatory reporting systems must seamlessly communicate across different infrastructures. A comprehensive testing framework ensures components' interoperability, preventing communication or transaction processing failures.

Security and Compliance: Distributed financial systems are often subject to strict regulatory requirements and high-security risks, such as KYC and AML standards. Without rigorous and consistent testing, vulnerabilities in the system could lead to data breaches or non-compliance with financial regulations, causing legal and financial repercussions.

High Availability: Financial systems require near-constant availability, with no tolerance for downtime or data loss. A testing framework ensures that the system is resilient, scalable, and capable of handling peak loads (e.g., quarterly or yearly reporting periods) without failures, ensuring uptime.

Complex Interactions: The diverse functions within a financial system—such as transaction processing, regulatory compliance, fraud detection, and cross-border payments—are tightly interconnected. Testing frameworks ensure these complex interactions work smoothly and identify issues before they impact end-users.

By incorporating testing at every level (from unit tests to full integration and interoperability testing), decentralized and distributed financial systems can reduce risks, maintain compliance, and ensure seamless system performance across evolving platforms. Without a robust testing

framework, these systems' complexity and independent evolution could lead to catastrophic performance, security, and regulatory compliance failures.

5. Security Risks and Layered Approaches

Testing alone doesn't fully mitigate the security risks inherent in decentralized and distributed systems. Each node in such a system can run different configurations (e.g., operating systems, patch levels, databases), amplifying security vulnerabilities. A single unpatched node can expose the system to attacks, jeopardizing the entire system. Decentralized systems also face challenges with data integrity, consensus protocols, and unauthorized access.

5.1 Amplified Security Risks in Decentralized Systems

Unpatched Nodes: In decentralized systems, nodes operate independently. If a node isn't patched in time, vulnerabilities can be exploited, exposing sensitive financial data. Since decentralized nodes don't constantly update simultaneously, the system can have different attack surfaces, increasing the chances of malicious breaches.

Configuration Drift: Over time, different nodes may diverge in configurations, creating gaps in security policies and potentially introducing vulnerabilities. For instance, some nodes might disable specific security protocols or encryption standards, exposing communications between nodes to interception.

Unauthorized Access: Decentralized nodes may rely on different access control mechanisms, leading to inconsistencies. A compromised node could provide attackers access to the entire system without synchronized security measures.

5.2 Layered Security Approaches

To mitigate these risks, a layered security approach should be applied. This approach involves creating multiple layers of defense so that even if one layer fails, others can mitigate or prevent breaches. Key components of this approach include:

Network Segmentation: Dividing the system into secure zones ensures that even if a node is compromised, it limits lateral movement within the network, reducing the scope of potential damage.

Encryption: End-to-end encryption across all data exchanges between nodes ensures it cannot be deciphered even if communication is intercepted. Strong encryption protocols like TLS and blockchain-based cryptographic techniques protect data integrity in decentralized financial systems.

Access Control: Implementing strong, consistent access control across nodes, including multi-factor authentication (MFA) and role-based access control (RBAC), limits unauthorized access to critical system components.

Patching and Updates: Automating patch management and security updates across decentralized nodes reduces vulnerabilities from outdated systems. This ensures that even independently operated nodes are continuously updated and secure.

Monitoring and Auditing: Implementing continuous security monitoring and real-time logging of events across all nodes ensures that anomalies, suspicious activities, and unauthorized access attempts are detected early. Auditing also enables retroactive examination of security breaches and ensures that security protocols are followed.

Consensus Protocols and Integrity Checks: Decentralized systems, particularly blockchain-based systems, can use consensus mechanisms to ensure data integrity. Mechanisms like Proof of Work (PoW) or Proof of Stake (PoS) make unauthorized tampering with data difficult. Regular integrity checks across nodes also ensure that data remains consistent and untampered.

5.3 Checking for Vulnerabilities

Identifying vulnerabilities in decentralized systems is especially challenging when different nodes run on varied platforms such as Windows, Linux, MacOS, or Unix. Each platform has unique system architecture, file handling, and security models, which can lead to different vulnerabilities across the network. For example, a security flaw in a library may manifest differently depending on the operating system. Scanning tools must account for these platform-specific vulnerabilities and ensure the system is secure across all environments.

For instance, the recent CrowdStrike vulnerability specifically affected IPv6 traffic on Windows, creating a platform-specific risk that didn't impact Linux or MacOS environments. In such cases, ensuring all nodes in a decentralized system are secure requires targeted testing and platform-aware vulnerability scans.

Code Scanning: Regularly scan codebases for vulnerabilities using automated tools like static code analysis (SAST) to identify security flaws such as buffer overflows, improper validation, or insecure API usage. These tools analyze the source code to detect vulnerabilities early in the development lifecycle.

Dynamic Testing: Dynamic Application Security Testing (DAST) simulates real-world attacks on a running system, testing the behavior and identifying vulnerabilities in open ports, unsecured data transmission, or weak authentication mechanisms.

Dependency Scanning: Decentralized systems often use open-source libraries and third-party dependencies. Dependency scanning identifies vulnerabilities in these packages, ensuring the system doesn't rely on outdated or insecure software.

In distributed environments, ensuring security across different platforms increases the complexity of testing. Testing frameworks need to accommodate platform-specific vulnerabilities and ensure interoperability in cross-platform deployments.

5.4 Simulating Malicious Actors

Testing how a system reacts to malicious players is complex and risky in real-world environments. No organization wants to accidentally release a malicious actor into the wild, as it could compromise operations, expose sensitive data, or disrupt financial transactions.

This is why a standalone testing framework that simulates and emulates the system's topology is critical. This isolated testing environment can safely simulate attacks without risking the actual system by mimicking the entire decentralized or distributed network.

Penetration Testing: In this controlled environment, simulated attacks can be launched to test the system's ability to handle unauthorized access attempts or exploit vulnerabilities without affecting the live network.

Red Teaming: Ethical hackers can use this framework to simulate long-term, persistent threats, gaining insights into how a real system might respond to sophisticated, sustained attacks.

Byzantine Fault Tolerance (BFT) Testing: The framework allows safe testing of compromised or malicious nodes attempting to disrupt consensus, ensuring that the system's integrity holds despite faults or malicious activity.

Using this standalone framework, organizations can thoroughly test the system's response to malicious actors without risking unintended consequences in production environments. It provides a safe, isolated platform to evaluate security resilience, stress-test defenses, and ensure the system can detect and recover from potential attacks.

5.5 Securing Layered Systems

By adopting a layered security approach, decentralized and distributed financial systems can more effectively mitigate risks. Each security layer—network segmentation, data encryption, access control, patching, and consensus mechanisms—works together to ensure that no single point of failure exposes the system to catastrophic breaches. As decentralized systems grow more complex, these layers provide the defense-in-depth strategy to protect against external and internal threats.

This version covers the importance of vulnerability scanning, testing the system's response to malicious actors, and implementing a layered security approach in decentralized and distributed financial systems.

6. Binary Data for Speed and Security

While JSON and XML are excellent for describing and transmitting data in a human-readable way, they are only sometimes the most efficient or secure options. In decentralized and distributed financial systems, where both speed and security are critical, text-based formats like JSON and XML introduce overhead and can be vulnerable to interception. This poses an interoperability challenge: while different systems can easily understand JSON or XML, the trade-off is that these formats are slower and more susceptible to attacks.

A more compact and secure format like binary data can significantly enhance speed and protection in high-performance financial systems. However, the move to binary formats adds complexity—every part of the system must be able to syntactically interpret the binary data and semantically process the information uniformly to ensure proper communication, creating an additional interoperability concern.

6.1 Enhanced Security through Blobs: A Package Delivery Example

Imagine a package delivered to a company with a public, readable label on the outside. When opened, it contains smaller packages addressed to individuals within the company. The mail clerk can deliver these sub-packages but needs help to see their contents. As each recipient opens their package, they find more packages inside, with only the final recipient able to view the contents.

This layered structure is analogous to the blobs within the blobs approach for securing binary data. Each data layer is only visible to the appropriate recipient, protecting the sensitive content. Importantly, every part of the system must understand how to process each layer: syntactically interpret the labels, process the information semantically, and pass the remaining data to the next step. This ensures security and interoperability, as every node must follow the same rules for handling and passing along binary data.

6.2 Partial Encryption for Efficiency

The balance between encryption and efficiency differs across centralized, decentralized, and distributed systems. Each system presents unique challenges for encryption and requires thorough testing to ensure both performance and security.

Centralized Systems: Physical security plays a vital role in centralized systems. Data can be partially encrypted, with less sensitive information protected through physical means (e.g., secure data centers). Testing must ensure encryption is correctly applied to sensitive data while minimizing performance impact.

Decentralized Systems: Encryption becomes more complex in decentralized systems because nodes operate independently. Network security is critical to protecting data in transit between nodes. Partial encryption helps reduce overhead, but testing must ensure that all nodes can decrypt and process the required data while protecting sensitive information.

Distributed Systems: Distributed systems face even more significant challenges due to data replication across multiple nodes. Testing must ensure that sensitive data remains encrypted across different locations and that encryption policies are consistently applied. Network security plays a crucial role here, ensuring secure data transmission while minimizing the performance impact of encryption and decryption across the system.

Testing these layers ensures that encryption and decryption processes function correctly across varying system topologies, preventing inconsistencies that could affect security and efficiency.

6.3 Improved Speed and Interoperability

Speed: Binary data is more compact, leading to faster transmission and processing, especially in decentralized financial systems where low latency is crucial. By reducing the data footprint, binary formats allow quicker data exchanges, improving overall system efficiency.

Interoperability Challenges: Despite the benefits of binary data, using it across distributed systems introduces interoperability challenges. All nodes in the system must be able to syntactically interpret the binary format and semantically process the data consistently. This becomes incredibly complex when the nodes operate on different platforms (e.g., Windows, Linux, MacOS, Unix). Ensuring that all nodes, regardless of operating system or configuration, can interpret and process the data consistently is crucial for smooth operation.

Testing for Interoperability: The interpretation and processing of binary data must be tested rigorously across all platforms to prevent communication failures. Testing ensures that each system can correctly handle the binary data and any platform-specific variations are caught early. This includes testing the binary data flow, structure, and encryption, ensuring seamless cross-platform compatibility, and preventing potential issues caused by differences in OS behavior or data processing mechanisms.

6.4 Layers of Security

When using partial encryption in decentralized systems, security should be multi-layered to mitigate potential vulnerabilities. A virtualized testing environment, like the DIDO Solutions Testing Environment, can simulate most of these layers of security in a decentralized or distributed system.

The critical security layers include:

Physical Security: In centralized systems, physical security measures, such as secure data centers, play a critical role in protecting sensitive data. However, this is less applicable in decentralized and distributed systems, where network-based security is more important. Virtualized environments cannot test physical security directly, but they can simulate system responses to physical breaches and assess the impact on network and data security after a breach.

Data Security: Focuses on encrypting sensitive data at rest and in transit. Testing ensures that encryption policies are consistently applied across all systems, protecting critical information. Virtualized environments allow for robust testing of encryption and decryption mechanisms. Simulated malicious agents can identify potential vulnerabilities in data encryption without the risk of exposing actual data.

Network Security: Vital in decentralized and distributed systems, data must be secured as it moves between nodes. Testing verifies that secure transmission protocols (e.g., SSL/TLS) protect sensitive data during transit. Network security testing can be effectively conducted in a virtualized environment by simulating various attacks, such as man-in-the-middle or DDoS attacks. This ensures that data transmitted between nodes is protected and the system is resilient to network-based threats.

Platform Security: Ensures that the underlying operating systems and platforms are secure. Testing verifies that patches, access controls, and system hardening measures are applied consistently across platforms. Testing environments can simulate different platform configurations, allowing for vulnerability assessments of operating systems and databases. This ensures that platform-level security measures are functioning as expected across diverse systems.

Application Security: Application-level encryption and security measures must be tested to ensure that APIs and interfaces are secure. This layer protects the system from injection attacks and unauthorized access.

Culture Security: Employees and users must follow security policies. Virtualized testing environments can simulate scenarios to train users on security practices. Testing cultural security helps identify weaknesses in human factors and improves adherence to security protocols. Virtualized environments can also simulate real-world security scenarios for employees. This allows organizations to test how well staff members adhere to security policies and make decisions in a risk-free environment, improving overall cultural security.

By testing these security layers in a controlled, virtualized environment, decentralized and distributed financial systems can identify vulnerabilities, evaluate the effectiveness of encryption, and ensure consistency across platforms—all without risking operational systems or sensitive data.

7. Summary

Achieving interoperability in financial systems requires attention to multiple layers, including data, technical, semantic, legal/regulatory, and validation/verification interoperability. These systems are mission-critical, where failures are not an option. Comprehensive testing is essential before any updates are made to live systems. Testing in virtualized environments allows thorough verification without risking operational failure, ensuring that system upgrades, patches, and changes can be fully vetted. Rigorous pre-deployment testing minimizes downtime and ensures systems maintain resilience, security, and regulatory compliance.

Interoperability is achieved through multiple layers:

- **Data Interoperability:** Ensuring data exchanges follow standardized schemas like JSON, XML, and XBRL. This guarantees that different systems can interpret data consistently, reducing errors and misinterpretation.
- **Technical Interoperability:** Enabling communication between systems using standardized protocols and APIs while addressing legacy systems that rely on outdated communication protocols.
- **Semantic Interoperability:** Harmonizing different terminologies and structures across systems while preventing misinterpretation by mapping data definitions consistently.
- **Legal/Regulatory Interoperability:** Ensuring compliance with local, state, and federal regulations. It also covers harmonization between federal institutions such as the FDIC, SEC, and Federal Reserve to meet varying jurisdictional requirements.
- **Validation and Verification Interoperability:** Ensuring data meets expected formats and accuracy is cross-verified with external systems.

Testing plays a critical role in maintaining interoperability across these layers. In decentralized and distributed systems, heterogeneous environments—where nodes run different configurations or operate at varying update levels—require continuous testing to ensure compatibility. Virtualized environments, like [DIDO Solutions Testing Environment](#), allow for safe and comprehensive testing, preventing untested updates from disrupting mission-critical systems.

In conclusion, maintaining secure, resilient, and interoperable financial systems demands continuous pre-deployment testing. By doing so, organizations can ensure systems comply with evolving regulatory standards and perform efficiently and securely across all nodes, platforms, and configurations.

Section II - DevSecOps

In the context of **mission-critical financial systems**, DevSecOps is crucial in ensuring that these systems are continuously secure, operational, and compliant with regulations like the **Financial Data Transparency Act**. Financial systems are decentralized and distributed, meaning that different parts of the system may run on various versions, operating systems, or platforms, with some nodes running older versions, some on the current version, and others on a "to-be" version.

This heterogeneity requires continuous testing across multiple environments to ensure that updates do not introduce new risks or incompatibilities. DevSecOps helps ensure these financial systems operate smoothly, even under diverse configurations.

1. Continuous Testing in DevSecOps

In **DevSecOps**, every step in the pipeline is, in essence, a **test** of the system's functionality, security, and interoperability:

1.1 Build Testing

Build testing is essential for decentralized and distributed systems. Given their heterogeneity, testing must consider different nodes running on various operating systems, versions, and infrastructures. Build testing validates that the system functions correctly in this multi-node environment, preventing system breakdowns due to code conflicts or version mismatches.

- a. **Unit Testing:** In decentralized systems, unit testing verifies that individual components (such as functions, classes, or smart contracts) work as expected. Since components in decentralized systems often run independently, ensuring they work in isolation is critical. Unit tests must also account for the distributed nature of the data flow between nodes.
 - Example: In a blockchain, unit testing of a smart contract ensures that its logic executes correctly, regardless of the node it's processed on.
- b. **Static Code Analysis:** This step examines the codebase for vulnerabilities, security flaws, and quality issues. It is critical in decentralized systems, where the same code may run on different nodes with different environments. Security issues like **buffer overflows** or **race conditions** are identified before code integration.
 - Example: In a distributed system like Kafka, static code analysis would ensure that producer and consumer modules don't introduce deadlocks or memory leaks.

1.2 Peer Reviews

Peer Reviews are an essential step in the **DevSecOps** process, where peer developers conduct manual code reviews. This process involves inspecting the code for potential bugs, logic errors, documentation, or security flaws that automated tools may have missed. Peer

reviews add a layer of human oversight, ensuring that code quality is maintained and that security vulnerabilities or inefficiencies are identified early before integration into the system.

a. **Key Elements of Peer Reviews:**

1. **Security:** Identify potential security vulnerabilities that static code analysis tools might miss.
2. **Quality:** Ensure the code adheres to best practices and design patterns, improving maintainability and readability.
3. **Performance:** Highlight inefficient algorithms or logic that could hinder system performance.
4. **Functionality:** Verify the correctness of the code by evaluating edge cases or complex interactions.
5. **Continuous Integration:** Reviews happen frequently during Agile sprints.
6. **Collaboration:** Peer reviews foster team collaboration, knowledge sharing, and accountability.
7. **Agility:** Code reviews help maintain code quality without slowing the fast-paced Agile cycle.

b. **Importance of Peer Reviews in Decentralized/Distributed Systems**

In **decentralized** and **distributed** systems, where the code runs across various nodes with different environments, peer reviews play a critical role. Since these systems rely heavily on interoperability, performance, and secure interactions, manual code reviews ensure potential inconsistencies or errors between nodes are caught early.

- Example: For a **blockchain** application, peer reviews would focus on ensuring that the consensus algorithm, smart contracts, or cryptographic functions are robust and secure, while in **distributed systems** like **Apache Kafka**, reviews would focus on code managing data replication and streaming processes.

c. By combining **manual reviews** with automated tools, teams can ensure more thorough security and functionality coverage, particularly for mission-critical financial systems.

1.3 Deployment Testing

Deployment testing in **DevSecOps** ensures that a system's core functionality remains stable and intact after deployment. It is a critical step in verifying the system's health, especially in decentralized or distributed financial systems where smooth operation is paramount.

a. **Key Elements of Deployment Testing**

Both tests are critical for ensuring the system functions correctly after deployment without requiring exhaustive testing of all features. In Agile, these tests are often automated and integrated into the CI/CD pipeline, ensuring rapid feedback and quicker releases while maintaining system reliability.

1. **Smoke Testing:** Conducted post-deployment to verify the system's basic functionality. Smoke tests ensure that the system's core components are stable and functional, catching major issues early.

2. **Sanity Testing:** After minor changes, sanity testing checks that essential system functions haven't been disrupted. It ensures that targeted fixes or minor updates refrain from introducing new errors.
- b. **Importance of Deployment Testing in Decentralized/Distributed Systems**
In decentralized or distributed financial systems, deployment testing ensures nodes across various platforms maintain consistent behavior and interact properly. For instance, after deploying a new feature in a distributed payment system, smoke, and sanity tests verify that transactions process correctly across nodes, preventing potential disruptions in mission-critical operations.

1.4 Node Spinup

Spinup of nodes (also known as **node initialization** or **node provisioning**) refers to launching and configuring new nodes in a decentralized or distributed system. This step ensures that new nodes are correctly integrated into the system and can interact seamlessly with existing nodes.

- a. **Key Testing Elements for Spinup**
 1. **Integration Testing:** Ensures that new nodes interact correctly with existing components. For decentralized systems like blockchain, this verifies consensus mechanisms, while in distributed systems like Kubernetes, it ensures proper container interactions.
 2. **End-to-End (E2E) Testing:** Validates that the entire system, including the new node, functions as expected. E2E tests simulate real-world workflows, ensuring correct data flows and interactions across all nodes.
 - Example: In a cross-border financial transaction system using blockchain, E2E testing ensures that transactions initiated in one jurisdiction are processed seamlessly across multiple nodes, ensuring proper settlement globally.
- b. **Importance of Spinup of Nodes Testing in Decentralized/Distributed Systems**

Spinup testing is crucial in decentralized and distributed systems because these systems rely on multiple independent nodes working together. Ensuring every node integrates correctly with the overall system is essential for maintaining performance, security, and compliance.

Deployment testing verifies that new features, updates, or nodes do not introduce network disruptions, failures, or vulnerabilities. It ensures that mission-critical systems, such as financial services, remain stable, even when portions of the system run different configurations, versions, or infrastructures. The ability to perform seamless updates or add new nodes without disrupting service is vital.

Additionally, in **distributed systems**, testing becomes more complex due to varying environments, configurations, and the inability to update all nodes simultaneously. Ensuring compatibility across different versions is crucial for maintaining consistent and

secure operations. This layer of testing protects against potential **data corruption**, **communication failures**, and **performance degradation** across globally distributed networks.

1.5 Testing Across Sets of Nodes

In decentralized and distributed systems, **Node Sets** can be collections of individual nodes or other **Node Sets**, creating hierarchical or complex systems. These sets can include specialized nodes, such as **Certificate Authorities**, **Databases**, and **Authentication/Authorization servers**. Testing ensures that all components interact as intended within a node-set.

a. Key Testing Across Sets of Nodes

1. **Compatibility Testing** ensures that individual nodes or node sets, running different software versions, operating systems, or configurations, interact smoothly. It verifies that changes or updates in one node do not break interactions with others. For example, a node running a new version of a database system must be compatible with older nodes running previous versions. This testing is essential for maintaining system stability in environments where not all nodes are updated simultaneously.

Key Focus Areas:

- **Versioning:** Ensuring different software versions (e.g., databases, APIs) interact without issues.
 - **Platform Compatibility:** Verifying that nodes on different OSs (Windows, Linux) can communicate effectively.
 - **Component Compatibility:** Testing that specific roles like Certificate Authorities or Databases continue to function with other nodes or sets.
2. **Interoperability Testing** ensures that the entire system, including disparate nodes or node sets, can exchange and process data seamlessly. It also ensures that systems running different platforms, configurations, or versions can communicate effectively, which is crucial in decentralized and distributed financial systems. This test ensures that nodes handling unique roles (e.g., authentication or certificate authorities) can integrate and share data across the network without issue.

Key Focus Areas:

- **Data Exchange:** Ensuring smooth communication between different configurations and software platforms.
- **Cross-Platform Functionality:** Testing data flows across OSs, DBMSs, and middleware, ensuring no data loss or errors.
- **Role-Specific Nodes:** Ensuring specialized nodes (e.g., for authentication or certification) interact correctly with other nodes and systems.

b. **Importance of Testing Across Sets of Nodes in Decentralized/Distributed Systems**

Testing across sets of nodes ensures that various systems, including those with unique roles like authentication or databases, can integrate seamlessly. This is particularly important when a node-set contains individual nodes and other complex node sets, ensuring the entire architecture remains functional and secure.

- c. **Compatibility and Interoperability Testing** are critical for ensuring decentralized and distributed financial systems remain secure, resilient, and capable of handling diverse node configurations, guaranteeing uninterrupted operations and compliance.

1.6 **Data Flow Testing**

In decentralized and distributed systems, **Data Flow Testing** ensures that data moves seamlessly between nodes, even when they operate on different platforms or software versions. This testing verifies that data integrity and accuracy are maintained as information flows across the network.

a. **Key Testing Elements**

1. **Interoperability Testing:** This ensures data is correctly interpreted and processed across node configurations, operating systems, and platforms. Each node might have a different version of software, database management systems (DBMS), or operating system (OS), which can affect how data is handled. Interoperability testing verifies that nodes can communicate seamlessly despite these differences. It also confirms that critical financial data, such as transaction details or regulatory information, is accurately interpreted across the system, ensuring consistency and reliability.
2. **Data Integrity:** Data integrity guarantees that data remains intact as it moves between nodes. This is especially important in decentralized and distributed systems, as data flows through different paths and environments, each with unique configurations. Data Integrity testing ensures that the data is neither corrupted nor lost during transmission, regardless of the number of nodes it passes through or the variations in system configurations. In financial systems, ensuring data integrity is vital to prevent errors that could lead to financial loss or regulatory violations.

b. **Security Testing in Data Flow**

1. **Penetration Testing:** Penetration testing simulates real-world cyberattacks on the system to uncover vulnerabilities that could compromise data flow security between nodes. In decentralized systems, this may include testing for specific threats like Sybil attacks, where multiple false nodes attempt to manipulate or disrupt consensus, or Distributed Denial of Service (DDoS) attacks, which flood the system with traffic to overwhelm it. Penetration testing reveals how susceptible a system is to these attacks and helps strengthen security by identifying weak points.

2. **Vulnerability Scanning:** This security test systematically examines the system's data exchange processes to detect potential security weaknesses. In decentralized and distributed systems, vulnerability scanning ensures that data transmission between nodes is secure by identifying outdated software, weak encryption protocols, misconfigurations, or unpatched vulnerabilities that could expose sensitive information. Since nodes may be running different software versions, this scan ensures that all components in the network are protected from unauthorized access or data breaches during transmission.
 - **Example:** In distributed financial systems, data flow testing ensures that sensitive financial data, such as transaction details, remains encrypted and securely transfers between nodes. Testing verifies that the data flows seamlessly, without interruption or corruption, while maintaining security measures like encryption to prevent unauthorized access.

c. Importance of Data Flow Testing in Decentralized/Distributed Systems

Data flow testing is crucial in decentralized and distributed systems because these systems rely on multiple, often independent, nodes working together to process and transmit data. Each node may operate on different platforms or versions, increasing the complexity of data transmission. Ensuring seamless, secure data flow between nodes is vital for maintaining data integrity and system functionality. Any disruption in data flow can cause data loss, corruption, or unauthorized access, which is especially critical in financial systems handling sensitive information.

Furthermore, decentralized systems face challenges like **latency**, **asynchronous communication**, and **versioning discrepancies**, making comprehensive testing essential. In financial systems, where data accuracy and security are paramount, data flow testing ensures nodes handle the flow correctly across diverse environments, preventing operational breakdowns, breaches, or compliance issues.

1.7 Security Testing

Security testing is crucial for identifying vulnerabilities in decentralized and distributed systems. This process ensures that financial systems that often handle sensitive data are resilient to cyber threats. Security testing includes **penetration testing**, simulating potential attacks, vulnerability scanning, and continuous monitoring for weaknesses. Additionally, **malicious agent testing** simulates the behavior of rogue actors or compromised nodes to assess how the system responds under hostile conditions.

- a. **Key Testing Elements** describe specific actions that assess a system's overall security readiness, such as Penetration Testing and Vulnerability Scanning. These steps are part of an ongoing process that identifies security weaknesses and provides general system evaluations.

1. **Penetration Testing** Simulates cyberattacks like Sybil or DDoS to identify exploitable vulnerabilities. This evaluation mimics real-world attackers to ensure critical flaws are found before exploitation.
 2. **Vulnerability Scanning:** Continuously scans code, system configurations, and network infrastructure to identify known security weaknesses (e.g., unpatched software or misconfigurations), ensuring system security over time.
 3. **Malicious Agent Simulation:** Introduces compromised or rogue nodes to evaluate how the system handles internal threats. This is particularly important in decentralized/distributed systems, where individual nodes may be more vulnerable to compromise. Testing for insider threats measures resilience and integrity in hostile conditions.
 4. **Service Spoofing:** Simulates attackers impersonating trusted services, such as Certification Authorities (CAs), databases, or authentication services, to compromise data integrity or gain unauthorized access. CA spoofing, for example, compromises communication trust by issuing fraudulent certificates. Detection involves monitoring for anomalies such as fake certificates or unauthorized services.
- b. **Detection and Vulnerabilities** identify more granular issues related to specific threats, such as Service Spoofing or MitM attacks. This section outlines the potential risks within the system, detailing how an attacker might exploit weaknesses and the mechanisms used to identify and mitigate these threats before they escalate.
1. **Man-in-the-Middle (MitM) Attacks:** A spoofed CA could issue fraudulent certificates, allowing malicious actors to intercept or manipulate data.
 - **Example:** In a decentralized financial system, a spoofed CA could issue fake certificates, allowing an attacker to intercept a client's secure connection and alter transaction data, such as modifying wire transfer amounts or rerouting funds. This could go unnoticed without proper validation of certificate authenticity.
 2. **Data Integrity Risks:** Unauthorized nodes could alter data flowing between trusted nodes, threatening the integrity of financial transactions.
 - **Example:** If an unauthorized node gains access to a financial transaction network, it could alter sensitive transaction records, such as adjusting ledger entries or changing transaction timestamps. This compromises the integrity of the data and could lead to severe financial discrepancies across the system.
 3. **Detecting Spoofed CAs:** Effective detection mechanisms include monitoring the Certificate Revocation List (CRL) and using Certificate Transparency logs to ensure CAs are legitimate. Regular security audits, penetration testing, and malicious agent simulation can help identify and prevent spoofed CAs.
 - **Example:** In a financial clearinghouse, regular certificate validation through Certificate Transparency logs and monitoring Certificate

Revocation Lists (CRL) help ensure that no fraudulent certificates are used to gain unauthorized access. Audits and simulations using malicious agent scenarios can help identify compromised nodes that may try to issue invalid certificates, preventing data breaches before they happen.

4. **Detection of DNS Mechanisms:** DNSSEC ensures the integrity of DNS responses, preventing attacks. Static and dynamic tests can identify if nodes violate DNSSEC standards. Testing can introduce bogus nodes to ensure systems can detect and report violations while isolating these nodes from critical operations.
 - o **Example:** In financial systems, introducing rogue nodes violating DNSSEC helps test whether the system properly detects, reports, and isolates such threats. These tests can verify that all nodes consistently adhere to DNSSEC policies, enhancing system security.

c. **Importance of Security Testing in Decentralized/Distributed Systems:**

Security testing is vital in decentralized and distributed systems because each node operates independently, making the system more susceptible to breaches. These systems often have multiple components with varying configurations, creating additional vulnerabilities. Penetration testing helps proactively identify weaknesses before malicious actors exploit them. Meanwhile, continuous vulnerability scanning ensures that new weaknesses, such as unpatched software or configuration errors, are detected early. **Malicious agent testing** is critical for understanding how the system handles compromised nodes, which could disrupt consensus or lead to data breaches. Financial systems cannot afford breaches, making robust security testing essential for maintaining trust and regulatory compliance.

2. Heterogeneous Financial Systems in DevSecOps

Modern financial systems are highly complex and heterogeneous, often operating as decentralized and distributed systems. These systems pose significant challenges for maintaining seamless operations, as updating all nodes simultaneously is impossible. Some nodes might be running legacy software, and others might be up to date, while some could be on beta or future versions. Moreover, nodes in these systems may operate on various platforms, such as Windows, Linux, or other infrastructures, including distinct database management systems, interpreters (e.g., JavaScript, Python), or specialized middleware.

In this context, DevSecOps practices become critical for maintaining security, performance, and compliance across all nodes. DevSecOps in heterogeneous systems must support ongoing testing across this diversity, ensuring that each node is secure and interoperable regardless of platform or software version. The following are key areas that need to be addressed in such environments:

2.1 Version Compatibility Testing

Testing in decentralized and distributed systems must ensure that different software versions can coexist and interoperate without causing system failures. With multiple nodes running on other software versions, compatibility tests must focus on the following:

- a. **Backward Compatibility:** Ensuring older software versions' nodes can communicate effectively with newer ones.
- b. **Forward Compatibility:** Testing to confirm that new features do not break interactions with nodes running older versions.
- c. **Cross-Version Interoperability:** Testing the full range of supported versions to ensure that key features, like transaction processing, remain unaffected.
 - o **Example:** In a financial clearinghouse system, nodes might be running three different versions of a blockchain protocol. Version compatibility testing ensures that nodes running on older versions can still participate in consensus mechanisms and process transactions without failure.

2.2 Security Testing Across Versions

Given the diversity of node versions, security vulnerabilities may exist in older software that have already been patched in newer versions. Security testing must ensure that:

- a. **Patch Management:** Nodes running older versions are identified and patched promptly to mitigate known vulnerabilities.
- b. **Version-Specific Threats:** Security assessments are tailored for the specific vulnerabilities that each version might introduce, ensuring that malicious actors do not exploit older versions.
- c. **Holistic System Security:** Even with different versions, a single vulnerable node does not compromise the overall security of the financial system.
 - o **Example:** A decentralized payment system using blockchain might have older nodes vulnerable to a known vulnerability in a cryptographic library. Security testing identifies these nodes and ensures they are patched or isolated from critical transaction workflows.

2.3 Platform and Infrastructure Diversity Testing

The infrastructure diversity of decentralized financial systems introduces further complexity, as nodes may operate on different platforms, including Windows, Windows Server, Linux, Unix, laptops running macOS, and mobile devices running iOS and Android or cloud environments. These systems may also use other databases, interpreters, or middleware components. Testing efforts must, therefore, ensure that:

- a. **Cross-Platform Interoperability:** Nodes should exchange data seamlessly without compatibility issues, regardless of OS.
- b. **Platform-Specific Security:** Each platform has distinct security models (e.g., user privileges on Linux vs. Windows), and security testing must ensure all platforms adhere to necessary security standards.
- c. **Mobile Security Testing:** Verifies mobile devices meet encryption and authentication requirements.
- d. **Security Testing for Mobile Devices:** This process verifies that mobile devices meet security standards (e.g., encryption and authentication).
- e. **Performance Testing:** Ensures optimal performance across diverse devices, including smartphones and tablets, considering their resource constraints.
- f. **Infrastructure Compatibility:** Validates compatibility of databases, application layers, and middleware across platforms to avoid data exchange failures.
 - o **Example:** In a globally distributed financial institution, testing ensures nodes operating on Windows, Windows Server, Linux, Unix, laptops running macOS, and mobile devices running iOS and Android or cloud environments, and cloud platforms securely communicate and process transactions without delays or platform-specific issues.

2.4 Performance Testing in Heterogeneous Systems

Performance in financial systems is essential to ensure that all operations, from transaction processing to regulatory reporting, run smoothly and within acceptable time frames. Performance attributes typically include throughput (the system's ability to handle a high volume of transactions), latency (the delay between a request and its completion), and resource utilization (how efficiently the system uses CPU, memory, and other resources). Scalability ensures the system can handle increased workloads during peak times, such as quarterly reports, without degrading performance. Reliability ensures systems are always available and functional, especially during critical financial operations.

[SEE RECOMMENDATION 3](#)

2.5 Compliance Testing in Distributed Environments

Compliance is critical in financial systems, and testing must ensure that nodes across different versions or platforms remain compliant with regulatory requirements, such as data encryption standards and audit logs.

2.5.1 General Standards for Compliance Testing

Compliance testing in decentralized and distributed financial environments must adhere to various regulatory and security standards to ensure systems remain compliant across different

platforms and versions. Essential standards applicable to the six compliance testing areas include:

- **ISO/IEC 27001:2013** - Information security management: Ensures a structured approach to managing sensitive financial data securely, including encryption and access control compliance.
- **ISO/IEC 15408 (Common Criteria)** is a security framework that assures that compliance controls, including identity management and access control, are correctly implemented across decentralized systems.
- **ISO/IEC 25010:2011** - Systems and software engineering (Quality Requirements and Evaluation): Defines the critical attributes of system performance and security to be assessed during compliance testing, focusing on security, reliability, and interoperability.
- **NIST SP 800-53** - Security and privacy controls for federal information systems: Provides detailed security controls for compliance across federal financial systems, emphasizing risk management, access control, auditability, and data encryption.
- **OWASP Standards**—Best practices for web application security: This standard focuses on mitigating security vulnerabilities in financial web applications and ensuring secure communication protocols, especially in distributed and cross-platform environments.
- **GDPR (General Data Protection Regulation)** addresses compliance with privacy laws regarding financial data handling in distributed systems, especially across the EU.

2.5.2 Cross-Version Regulatory Adherence

Cross-version Regulatory Adherence ensures that even legacy software nodes comply with modern data encryption standards, reporting formats, and other regulatory requirements. This is particularly important in decentralized systems where not all nodes can be updated simultaneously.

a. Standards:

1. **ISO/IEC 27001:2013** ensures that information security management systems (ISMS) are compliant across software versions, especially with encryption and data protection.
2. **GDPR**: Compliance with data privacy regulations is critical across versions, ensuring that new and legacy systems legally handle personal data.

- b. **Importance for Interoperability:** Regulatory compliance across versions ensures smooth communication and data sharing between nodes, which is essential for interoperability. Without it, nodes running different software versions may fail to meet legal requirements, jeopardizing system integrity and trust.
- c. **Testing:** In a virtual node network, various software versions can be tested to see how well they comply with regulatory standards such as GDPR or AML/KYC. This involves checking encryption levels, data reporting formats, and adherence to compliance policies.
- d. **Verification:** Each version generates logs and compliance audits to meet the required standards. Additionally, cross-platform testing can check the compatibility of compliance-related data across nodes.
- e. **Importance to Decentralized Systems:** Different nodes in decentralized systems may run various versions, and testing is critical to ensure they all operate within legal frameworks. Regulatory adherence across versions is key to maintaining data security, privacy, and operational continuity.
- f. Examples of **Cross-Version Regulatory Adherence:**
 - o **Example (FDIC):** In a distributed banking system managed by FDIC, legacy nodes must comply with modern regulatory standards, such as AML (Anti-Money Laundering) and KYC (Know Your Customer). Testing ensures these older nodes can still handle encrypted customer data and generate compliant reports despite outdated software.
 - o **Example (SEC):** Cross-version compliance ensures legacy trading systems adhere to new rules like Reg SCI (Systems Compliance and Integrity) for SEC-regulated securities markets, safeguarding against system errors that could disrupt trading.

2.5.3 Auditing Across Platforms

Auditing Across Platforms ensures that nodes running different operating systems (Windows, Linux, cloud-based, etc.) maintain consistent, tamper-proof audit logs, enabling traceability and accountability.

- a. **Standards:**
 1. **ISO/IEC 27001:2013:** Provides guidance for consistent audit log management and security across diverse platforms.
 2. **NIST SP 800-53:** Ensures platform audit controls, including logging, monitoring, and tracking activities on all system nodes.

- b. **Importance for Interoperability:** A unified audit trail across platforms ensures data integrity and transparency, critical for regulatory compliance and system interoperability.
- c. **Testing:** We simulate various transactions across different platforms in a virtual node network and then analyze the audit logs for consistency. Testing focuses on the completeness and accuracy of logs generated by other systems and versions.
- d. **Verification:** To ensure consistency, the verification process involves comparing audit logs from different nodes. Any discrepancies or tampered logs can be flagged for further investigation.
- e. **Importance to Decentralized Systems:** In decentralized systems, nodes may operate independently, making it essential that all platforms adhere to audit requirements. This helps track transactions and activity across multiple nodes to ensure compliance with regulations.
- f. Examples of **Auditing Across Platforms**
 - o **Example (Comptroller of the Currency):** The Comptroller manages a cross-platform auditing process that Requires nodes operating on Windows and Linux to maintain accurate audit logs. Compliance testing confirms that the logs meet the required standards for financial transactions regardless of the operating system, ensuring transparency and traceability.
 - o **Example (Treasury):** The U.S. Treasury's decentralized tax management system ensures that audits conducted across legacy and modern systems produce consistent, cross-platform compliant results, critical for state and federal tax audits.

2.5.4 Provenance and Pedigree Testing

Provenance and Pedigree Testing verify that data's origin, ownership, and integrity are traceable across decentralized nodes, ensuring that information hasn't been altered, lost, or tampered with during transmission or storage.

- a. **Standards:**
 1. **ISO/IEC 25010:2011:** Includes quality and integrity characteristics that ensure the traceability of transactions in decentralized systems.
 2. **ISO/IEC 27001:2013:** Enforces controls that ensure data integrity across versions and platforms, which is crucial for ensuring the provenance of transactions and datasets.
- b. **Importance for Interoperability:** Interoperable systems must ensure that data transmitted across various platforms retains its integrity and can be tracked back to its source.
- c. **Testing:** We simulate data flow across multiple nodes in a virtualized environment and track the data's lineage as it moves from one node to another. This includes testing how

the system manages data integrity during updates, migrations, or handoffs between nodes.

- d. **Verification:** Data lineage tools verify that each step in the data's journey is logged correctly. We compare the expected data history with recorded data to detect any inconsistencies or alterations.
- e. **Importance to Decentralized Systems:** In a decentralized financial system, ensuring data pedigree helps prevent fraud and provides transparency. Provenance testing is critical to maintaining trust between nodes and verifying the legitimacy of financial transactions.
- f. Examples of **Provenance and Pedigree Testing**
 - o **Example (SEC):** The SEC's decentralized financial system must ensure that stock trade data is traceable across all nodes, with accurate pedigree information for each trade. Provenance testing guarantees that data from one broker matches the final record in the clearinghouse without any inconsistencies across platforms.
 - o **Example (FDIC):** In FDIC-insured bank transactions, provenance testing verifies that transaction data from multiple banks are consistent and traceable, ensuring secure and accurate data replication across systems during asset transfers.

2.5.5 Failover Testing

Failover Testing ensures that in the event of a node failure, the system can automatically transfer operations to a backup node without service disruption.

- a. **Standards:**
 1. **ISO/IEC 27031:** Guidelines for ICT (Information and Communication Technology) disaster recovery planning, ensuring continuous operations in case of node or system failures.
 2. **NIST SP 800-34:** Details contingency planning for federal systems, emphasizing failover mechanisms and continuity of operations.
- b. **Importance for Interoperability:** Failover mechanisms are vital to ensure continuous operation between nodes. This guarantees that interoperability is not compromised by outages or failures of individual nodes.
- c. **Testing:** In a virtual node network, simulated failures are introduced, and the system's ability to reroute traffic or processes to a backup node is assessed. The virtual environment allows testing of different failover scenarios, including partial or complete node failures.
- d. **Verification:** System logs and performance data are analyzed post-failover to ensure the backup node handled the operation as expected without data loss or service disruption.
- e. **Importance to Decentralized Systems:** In a decentralized environment, the failure of one node should not disrupt the overall system. Failover mechanisms ensure that

services continue uninterrupted, which is critical for maintaining reliability and trust in distributed systems.

f. Examples of **Failover Testing**

- **Example (Treasury):** The U.S. Treasury requires financial nodes to automatically failover to backup systems during downtime. In decentralized systems handling tax payments, failover testing ensures that if a primary node fails, another node takes over without disrupting operations, securing data integrity.
- **Example (FEMA):** Failover testing in FEMA's emergency financial systems ensures that a backup node takes over if a primary payment disbursement node fails, allowing relief funds to continue flowing to disaster-stricken areas without delays.

2.5.6 Recovery Time Objective (RTO) Testing

Recovery Time Objective (RTO) Testing assesses how quickly a system can restore services after a failure or incident.

a. **Standards:**

1. **ISO/IEC 22301:** A business continuity standard that provides metrics and guidelines for minimizing downtime after a disaster.
2. **NIST SP 800-34:** Outlines RTO guidelines to ensure financial systems meet target recovery times after system failures.

b. **Importance for Interoperability:** Ensuring quick recovery across nodes is essential for minimizing downtime and maintaining consistent service across different platforms, a crucial element of system interoperability.

g. **Testing:** After simulating node failures, we measure the time the system takes to restore services fully. Testing scenarios, from minor failures to complete node outages, help assess recovery times across various platforms and node versions.

h. **Verification:** The system's recovery logs are reviewed to ensure the RTO aligns with established service level agreements (SLAs) and regulatory requirements.

i. **Importance to Decentralized Systems:** Decentralized systems rely on their ability to recover quickly from failures. Minimizing downtime ensures that the broader system remains operational, even when individual nodes recover.

j. Examples of **Recovery Time Objective (RTO) Testing**

- **Example (FEMA):** During a FEMA disaster relief effort, decentralized financial systems must recover quickly after service disruptions. RTO testing guarantees that, for instance, disbursement systems providing emergency funds to disaster victims are restored in minimal time, ensuring critical funds flow smoothly even after failures.

- **Example (FDIC):** In the case of an FDIC-insured bank failure, RTO testing ensures that critical banking services, such as deposit insurance payouts, are restored quickly enough to maintain public trust and prevent financial chaos.

2.5.7 Recovery Point Objective (RPO) Testing

Recovery Point Objective (RPO) Testing evaluates the amount of data loss the system can tolerate during a failure, measuring how much data can be recovered.

a. **Standards:**

1. **ISO/IEC 27031:** This standard includes specifications for disaster recovery, including backup strategies to ensure the recovery of recent data in decentralized systems.
2. **ISO/IEC 22301:** Provides guidelines for determining acceptable data loss and developing data recovery plans based on RPO.

b. **Importance for Interoperability:** All nodes in a decentralized system must recover to a consistent data state, even if they are running different versions or platforms. This ensures data integrity across the network.

c. **Testing:** System failures are simulated in the virtual node network, and recovery processes are initiated. We evaluate how much data is lost or recovered across nodes during these events.

d. **Verification:** Data logs and backups are compared to ensure that data loss is minimized and within acceptable limits. This helps verify that the RPO aligns with regulatory and operational requirements.

e. **Importance to Decentralized Systems:** Data integrity is crucial in decentralized systems, especially financial ones. RPO testing ensures that data can be recovered with minimal loss even in node failures, ensuring that transactions and records remain accurate across the system.

f. Examples of **Recovery Point Objective (RPO) Testing**

- **Example (FDIC):** In the case of an FDIC-insured bank's failure, RPO testing ensures minimal data loss during disaster recovery. Testing recovery points ensures that customer transaction histories and balance information can be restored with minimal data loss, ensuring business continuity.
- **Example (Comptroller of the Currency):** For national banks overseen by the Comptroller, RPO testing ensures that after a service disruption, transaction histories are restored with near-zero data loss, minimizing customer impact and maintaining compliance with federal banking standards.

Recommendations

1. Overview

With its complexity and decentralized nature, the U.S. financial system operates across multiple agencies such as the Federal Reserve, FDIC, Department of the Treasury, and SEC. Achieving interoperability in such an environment involves addressing technical challenges and overcoming institutional and regulatory fragmentation. Our proposal offers a structured framework that facilitates collaboration between these entities, ensuring that the mission-critical financial systems meet the highest standards of interoperability, security, and compliance with the Financial Data Transparency Act (FDTA).

Through this proposal, Dido Solutions Inc. seeks to help establish a **Joint Interagency Working Group (JIWG)** for the FDTA Interoperability Effort, providing a unified governance structure that enables agencies to collaborate more effectively on shared financial interoperability goals. The proposal outlines a comprehensive plan for creating a formal organizational structure, the necessary legal documentation, and cooperative agreements to ensure the long-term success of the effort. By leveraging well-structured Communities of Interest (Col), we will provide a collaborative infrastructure that not only meets current regulatory requirements but can adapt to evolving technologies and regulations.

Our approach aligns with the **Draft MOU, Cooperative Agreements (CAs), Charter, By-Laws, and Policies & Procedures (P&P)** already outlined in Section II. These documents establish a foundation that financial institutions can build upon to foster interoperability while focusing on security, performance, and resilience.

1.1. Communities of Interest

A Col is a group of people, agencies, and organizations with shared needs or interests who collaborate to address common goals. In this context, the Col would focus on achieving interoperability across financial systems. The Col promotes collaboration in developing and maintaining Data, Technical, Semantic, Legal/Regulatory, and Validation/Verification Interoperability standards.

1.1.1 Hierarchy of Communities of Interest

The hierarchy of Col is essential for structuring interoperability efforts in financial systems. The DIDO-RA provides a detailed discussion of the various [Stakeholder Views: Ecosphere, Ecosystem, and Domain](#).

1.1.2 Ecosphere Col

An Ecosphere is the highest Col level focused on global financial standards and governance of Interoperability across multiple US Government Agencies, starting with those that have

expressed interest in Data Transparency Act Interoperability issues. See [Financial Data Transparency Act Joint Data Standards](#).

Agency	Agency Docket Number	Code of Federal Regulations (CFR)
Department of the Treasury	Docket ID OCC-2024-0012	12 CFR 15
Office of the Comptroller of the Currency	Docket No. R-1837	12 CFR 262
Federal Reserve System	Docket No. CFPB-2024-0034	12 CFR 304
Federal Deposit Insurance Corporation	Release No. 33-11295	12 CFR 753
National Credit Union Administration	34-100647	12 CFR 1077
Consumer Financial Protection Bureau	IA-6644	12 CFR 1226
Federal Housing Finance Agency	IC-35290	17 CFR 140
Commodity Futures Trading Commission	File No. S7-2024-05	17 CFR 256
Securities and Exchange Commission	Docket No. TREAS-DO-2024-0008	31 CFR 151

The **Ecosphere** follows the [MITER Other Transaction Consortia \(OTC\) model](#), which includes:

- **Government Sponsor and Contracting Officer:** Provides oversight and manages contracts.
- **Consortium Manager:** Coordinates operations and communication.
- **Consortia Members:** Stakeholders, including financial institutions and regulators, collaborating on standards development.

1.2 Ecosystem Col

The **Ecosystem** represents specific areas of interest within the financial system created by the broader **Ecosphere**. Each **Ecosystem** focuses on collaboration and standardization efforts within a particular subject area. Membership in the **Ecosystem** may be a subset of the broader **Ecosphere**.

Examples of potential **Financial Ecosystems** include:

- **Financial Reporting Systems:** Standardizing reporting formats and ensuring compliance across institutions.
- **Healthcare Data:** Managing financial systems for healthcare transactions and payments.
- **Cross-Border Transactions:** Managing currency exchanges, international settlements, and regulatory compliance.
- **Loan Applications:** Streamlining credit verification and risk assessments.
- **Anti-Money Laundering (AML) and Fraud Detection:** Ensuring compliance with AML laws and detecting fraud.
- **Consumer Credit and Debt Management:** Managing and reporting consumer credit and debt data.
- **Investment and Wealth Management Systems:** Interoperability for financial advisors, brokerage firms, and asset managers.
- **Digital Payments and Cryptocurrencies:** Integrating decentralized finance (DeFi) and cryptocurrency platforms with traditional financial systems like that of the CBDC.

Each **Ecosystem** ensures that specific sectors' processes and technologies are standardized for smooth operation and compliance with legal and technical standards.

1.3 Domain Col

At the **Domain Col** level, the focus is on the technical implementation of **interoperability**. Each domain addresses technical and regulatory needs to ensure seamless integration and interoperability across systems. The **Domain Col** work products are:

- **APIs:** Ensuring consistent and secure interfaces for system communication.
- **Data Exchange Protocols:** Defining how data is transmitted between systems, ensuring compatibility and security.
- **Data Schemas:** Standardize the structure and format of data (e.g., XML, JSON, XBRL) for consistent interpretation across systems.
- **Ontologies, Glossaries, and Taxonomies:** Establishing shared conceptual frameworks and standardized terms for consistent data understanding.
- **Business Processes:** Standardizing workflows and processes that guide data flow across systems.
- **Validation Certification:** Ensuring data and systems comply with defined formats and structural requirements.
- **Verification Certification:** Ensuring data accuracy and integrity through cross-referencing and testing.
- **Encryption Standards:** Securing data both at rest and in transit.
- **Compliance Mechanisms:** Ensuring systems adhere to legal and regulatory standards.

Each of these domains aligns with the broader **Ecosystem** and **Ecosphere** goals, focusing on implementing the standards needed for **Data, Technical, Semantic, Legal/Regulatory, and Validation/Verification Interoperability**. These work products ensure the **Domain Col** develops the technical aspects necessary for seamless communication and data exchange across financial systems.

1.2 Col Governance

Governance for **Communities of Interest (Col)** flows hierarchically from the **Ecosphere** to the **Ecosystem** and finally to the **Domain** level. The governance model ensures the structured development and implementation of standards for interoperability across financial systems. The governance is formalized through a single **charter, by-laws, and Policies and Procedures**, following **Robert's Rules of Order**.

1.2.1 Structure of Governance

The structure of governance follows this path: Ecosphere -> Ecosystem -> Domain. For an in-depth visual example follow the link below:

<https://didosolutions.com/resources/dido-data-model/>

- **Ecosphere:** Governs the entire framework. It oversees and approves new **Ecosystems**, which must adhere to the overarching standards and interoperability goals. Work products are approved as final versions at this level, indicating full adoption of the standards.
 - **Approval Process:** The **Ecosphere** reviews and grants final approval for all standards and interoperability work products. Once approved at this level, they become the final authoritative versions used by the financial sector.
- **Ecosystem:** Focuses on specific areas of interest within the financial system. It creates and approves **Domain Cols** and their respective work products. Once a **Domain Col** completes its work, the **Ecosystem** must review and approve it as **Alpha** status. The **Ecosystem** works within the governance structures established by the **Ecosphere**.
 - **Approval Process:** The **Ecosystem** reviews work products from the **Domain** level, approving them as **Alpha** versions before they are elevated to the **Ecosphere** for finalization.
- **Domain:** This is where the technical implementation of interoperability happens. Work products like APIs, data schemas, and validation protocols are developed. These work products are approved at the **Domain** level as **Beta** versions before being passed to the **Ecosystem** for further review.
 - **Approval Process:** Work products undergo initial testing and validation at the Domain level and are labeled as **Beta** versions. The **Domain** oversees the technical development, ensuring alignment with the broader **Ecosystem** and **Ecosphere** standards.

1.2.2 Governance Visibility and Access Rules

The Rules of Governance define a hierarchical structure with three levels: **Ecospheres**, **Ecosystems**, and **Domains**, which can be **public** or **private**.

Access and Visibility

- a. **Public Levels:** Users must belong to a parent level to request membership or can be invited. Information is visible to all (Testing Environment Users and Non-Users) except for nested private levels.
- b. **Private Levels:** Users cannot request to join or see private levels until authorized members invite them and they accept. Access flows top-down:
 - 1. **Ecospheres** invite users within the Testing Environment.
 - 2. **Ecosystems** invite users within their parent **Ecosphere**.
 - 3. **Domains** invite users within their parent **Ecosystem**.

This hierarchical and flexible structure promotes scalability while ensuring appropriate oversight and accountability across public and private governance levels. It also facilitates collaboration in decentralized financial systems, where visibility and control must be carefully managed to meet operational and regulatory requirements. This structure ensures that all public financial data, as required under the Financial Data Transparency Act, is accessible to the general public through clearly defined governance levels, providing transparency while maintaining appropriate security for sensitive information.

1.2.3 General Rules

All Governance levels

- a. **Chairs:** Each governance level can have multiple chairs responsible for managing policy, procedures, bylaws, charters, user invitations (for chairs, board members, members, and sponsors), and running tests. Chairs can create new child governance levels (ecosystems/domains).
- b. **Board Members:** There are multiple board members per governance level, primarily for voting on updates to the governance level. They have the same capabilities to edit, invite, and modify the governance level as the chair.
- c. **Members:**
 - 1. **Joining:** Members can request to join a public governance level if they belong to the parent level.
 - 2. **Creating:** Members can propose building a child governance level, subject to approval by board members or chairs.
 - 3. **Advancement:** With approval, members can be appointed as chairs or board members of their current governance level or its child levels.
 - 4. **Role Continuity:** Chairs and board members are automatically members of the levels they oversee.
- d. **Sponsors:** Ecospheres can sponsor other ecospheres, ecosystems, or domains, either by request (public only) or invitation.
- e. **Tags:** Used to categorize and easily locate ecospheres, ecosystems, or domains based on major topics.
- f. **License Agreements, Encryption Levels, and Serialization Formats:** Each governance level controls these aspects but must adhere to the limitations set by the parent governance level.

- g. **Governance History:** Tracks activities like invites, creations, modifications, creation/deletion of child governance levels, and total expenditure across the ecosphere. For its immutability, this could be kept via a blockchain.
- h. **Child Governance Levels:** Displays child levels linked to the parent. Ecospheres show public and user-associated private ecosystems, while ecosystems display public and user-associated private domains.
- i. **Charter:** [SEE APPENDIX A](#)
- j. **Bylaws:** [SEE APPENDIX B](#)
- k. **Policy and Procedures:** [SEE APPENDIX I](#)

Domain Specific Information:

- a. **History:** Records all significant actions, such as shutting down tests, adding test suites, and running tests. For immutability, this could be kept via a blockchain.
- b. **Graphics:** Displays key metrics associated with the node network and showcases a hierarchical edge bundling graph to illustrate node relationships:
 - 1. **Node Network:** This feature will display a hierarchical edge bundling graph, visually highlighting node relationships. It allows users to easily see which nodes are connected and understand how changes to a single node might impact others in the network.

<https://observablehq.com/@d3/hierarchical-edge-bundling>

- 2. Each major metric mentioned below should have a gauge graphic showcasing the top five minor metrics determining the total high-value metric.

[SEE APPENDIX J](#)

- 3. There should also be a Spider(Radar) Graph that allows the user to see how one distributed solution compares to another one and whether it fits the threshold limit

[SEE APPENDIX K](#)

1.2.4 Work Product Approval Flow

- a. **Beta:** Work products are first developed and tested at the **Domain** level and approved as **Beta** versions.
- b. **Alpha:** Once the ecosystem reviews and approves the work product, it is labeled **Alpha** and undergoes further refinement and testing.
- c. **Final:** The **Ecosphere** approves, making the work product official and ready for adoption across financial systems.

This hierarchical governance ensures alignment and oversight throughout the standardization process, from the Domain level's technical details to the Ecosphere level's strategic goals. It ensures that all components work together toward the common goal of achieving interoperability in financial systems.

2. Goals

These recommendations aim to help U.S. financial institutions align with the goals of the Financial Data Transparency Act (FDTA). The primary objective is to enable collaboration, compliance, and reliability across financial systems while ensuring they meet the highest security, performance, and stability standards. Our approach is to offer not one but **three distinct recommendations**, each addressing critical aspects of achieving interoperability in the financial sector.

- **Recommendation 1** focuses on establishing **Hierarchical Communities of Interest (Cols)** to ensure the financial sector has the structured governance, processes, and collaboration needed for successful interoperability.
- **Recommendation 2** emphasizes the creation of an **Interoperability Testing Infrastructure**, which provides the technical tools, environments, and infrastructure to ensure the successful operation and interaction of mission-critical financial systems across diverse platforms and regulatory frameworks.
- **Recommendation 3** is recommended Metrics associated with the five major metrics mentioned in the Background: Speed, Stability, Storage, Security, and Energy

2.1 High-Level Roadmap for the Three Recommendations

2.1.1 Months 1-6: Start of Recommendation 1

- a. **Phase 1 (Months 1-6):**
 1. **Recommendation 1: Organizing a Financial Community of Interest (Col)**
 - a. **Objective:** Establish the Financial Community of Interest to coordinate efforts across agencies (Treasury, FDIC, SEC) for financial system interoperability.
 - b. **Key Activities:** Recruit members, establish governance, and define the mission and objectives for the Col.
 2. **Integration:** This recommendation lays the foundation for collaboration and policy alignment, which will be crucial for the later phases of Recommendations 2 and 3.

2.1.2 Months 7-12: Start of Recommendation 2

- a. **Phase 2 (Months 7-12):**
 1. **Recommendation 2: Developing Interoperability Testing Infrastructure**
 - a. **Objective:** Establish a dynamic testing infrastructure to ensure decentralized and distributed financial systems work seamlessly.
 - b. **Key Activities:** Develop the core technical infrastructure and testing environment.
 2. **Integration:** The testing infrastructure will build on the governance framework established by Recommendation 1, ensuring that testing aligns with the standards set by the Col.

- b. **Phase 3 (Months 13-18):**
 - 1. **Advanced Testing:** Start testing node networks and incorporate real-world financial use cases to validate system performance.

2.1.3 Months 13-18: Start of Recommendation 3

- a. **Phase 3 (Months 13-18):**
 - 1. **Recommendation 3:** Distributed System Testing and Simulation Metrics
 - a. **Objective:** Develop simulation metrics for decentralized and distributed systems, focusing on performance and scalability.
 - b. **Key Activities:** Define key metrics for system evaluation (speed, latency, stability), integrate metrics visualization tools, and begin comprehensive testing.
 - 3. **Integration:** This phase will utilize the infrastructure developed in Recommendation 2 and align with the standards and governance created in Recommendation 1.
- b. **Phase 4 (Months 19-24):**
 - 1. **Final Testing and Review:** Validate system metrics, conduct advanced testing, and ensure alignment with regulatory and operational goals.

2.2 Summary of the High-Level Roadmap

The roadmap outlines the phased implementation of three critical recommendations for achieving financial system interoperability.

- c. **Recommendation 1:** Organizing a Financial Community of Interest (CoI) (Months 1-6)

The primary objective is establishing a CoI to coordinate efforts across agencies like the Treasury, FDIC, and SEC. Key activities include recruiting members, setting governance structures, and defining objectives. This phase ensures collaboration and policy alignment, laying the foundation for later initiatives.

- d. **Recommendation 2:** Developing Interoperability Testing Infrastructure (Months 7-12)

This recommendation aims to create a robust testing environment for decentralized and distributed financial systems. The focus is on developing core technical infrastructure and aligning it with the governance set in Recommendation 1. Advanced testing will begin in the second half of the phase, incorporating real-world use cases.

- e. **Recommendation 3:** Distributed System Testing and Simulation Metrics (Months 13-18)

This phase introduces the development of metrics for system performance, scalability, and stability. The work will build on the testing infrastructure and governance established in the previous recommendations. The final phase will validate the effectiveness of the

simulation metrics through advanced testing and review to ensure alignment with regulatory and operational goals.

Recommendation 1: Organizing a Financial Community of Interest

1. Overview

Recommendation 1 focuses on organizing a Financial Community of Interest (CoI) as a key foundational effort for improving financial data interoperability and transparency in alignment with the Financial Data Transparency Act (FDTA). The proposed Joint Interagency Working Group (JIWG) is designed to streamline collaboration between multiple financial agencies (e.g., Treasury, FDIC, SEC, Federal Reserve) by providing a structured approach for cross-agency efforts.

The JIWG will serve as a formalized structure for enhancing communication and fostering collaboration among these agencies, ensuring mission-critical financial systems achieve the required transparency, security, and interoperability levels. The working group will facilitate resource pooling, knowledge sharing, and coordinating technical and operational activities to improve the financial data exchange ecosystem.

Key Objectives:

- a. Foster formal interagency collaboration and streamline communication across the financial community.
- b. Build a robust governance structure to support the implementation of financial data transparency standards.
- c. Ensure that mission-critical financial systems operate with high security, reliability, and scalability levels, addressing regulatory and operational challenges.

This proposal outlines the steps to set up the JIWG, identify agency participants, and formalize collaboration through interagency agreements and governance documents. The Financial Community of Interest will be critical in ensuring the financial ecosystem remains adaptable, secure, and transparent.

2. Joint Interagency Working Group (JIWG)

Achieving interoperability for financial systems governed by multiple U.S. agencies is extraordinarily complex. To address this, we propose forming a Joint Interagency Working Group (JIWG) specifically for the Financial Data Transparency Act (FDTA) Interoperability Effort.

2.1 Why a JIWG?

A **JIWG** provides the structured collaboration necessary for addressing cross-agency challenges at the level of complexity inherent in financial systems. Below are key reasons why a

JIWG is the optimal vehicle for driving interoperability efforts across financial regulatory agencies:

- a. **Collaboration Level:** The FDTA interoperability effort spans multiple U.S. government agencies with overlapping financial regulation and oversight responsibilities. A JIWG facilitates **formal, structured collaboration** between these agencies, ensuring coordinated progress toward establishing financial data transparency.
- b. **Joint Nature:** The term "Joint" signifies that the working group will actively pull in resources, personnel, and expertise from various agencies, breaking down silos that otherwise limit interagency cooperation. This is crucial for tackling **complex, mission-critical** challenges like ensuring data security, system reliability, and regulatory compliance across decentralized financial systems.
- c. **Mission and Authority:** Unlike informal or ad-hoc working groups, a **JIWG** is typically formed to tackle mission-critical and cross-cutting issues. Given the financial systems' role in **national security, economic stability, and compliance**, forming a JIWG establishes the necessary authority to align regulatory practices and oversight.
- d. **Governance:** The JIWG operates under a formal governance framework, typically established through a **Memorandum of Understanding (MOU)** or other formal agreements. This ensures clearly defined roles, responsibilities, decision-making processes, and reporting structures, enabling transparent and accountable collaboration.

2.2 Examples of Successful JIWGs:

- a. **The Inter-Agency Working Group on Treasury Market Surveillance (IAWG)** involves agencies such as the U.S. Department of the Treasury, the Federal Reserve, the SEC, and the Commodity Futures Trading Commission (CFTC). This group focuses on improving the resilience of U.S. Treasury markets, highlighting the kind of cross-agency collaboration needed for the FDTA effort.
- b. **The Joint Interagency Working Group on Loan Loss Allowances** brought together agencies such as the SEC, FDIC, Federal Reserve, OCC, and OTS to standardize processes and disclosures for loan and lease losses. This exemplified how coordinated efforts can enhance transparency and foster consistent practices across financial institutions.
- c. **The Joint Interagency Working Group on Climate Change Impacts** offers a model for how agencies can unify approaches to challenges that require concerted efforts across sectors. Though focused on environmental issues, it mirrors the type of collaboration necessary for tackling complex financial data interoperability problems.

2.3 Why a JIWG for FDTA Interoperability?

Given the **mission-critical nature** of financial systems and the diversity of platforms and regulatory frameworks across U.S. government agencies, forming a JIWG is the only way to ensure these agencies can work together efficiently. A JIWG will enable them to pool resources,

standardize protocols, and align their regulatory oversight, thus ensuring that financial data remains secure, reliable, and transparent.

Our approach aligns with **Drafts for a MOU, Cooperative Agreements (CAs), Charter, By-Laws, and Policies & Procedures (P&P)** already outlined in Section II. These documents can only establish a foundation for the JIWG. They need to be modified and edited by government financial agencies to meet their needs, focusing on interoperability while emphasizing the need for security, performance, and resilience. Additionally, our strategy ensures a uniform level of quality and ruggedness across the financial ecosystem, making it suitable for mission-critical systems. By incorporating verification and validation of products before release, rigorous standards, and reliability testing, the proposed framework guarantees that systems can handle the complexities and demands of financial operations. This creates an environment where institutions can collaborate securely and seamlessly while maintaining the integrity and stability required in the financial industry.

3. Required Documents

This section lists and explains the documents and agreements to be established as part of the JIWG for the FDTA Interoperability Effort. As outlined previously, the documents would include the Charter, By-Laws, Cooperative Agreements, Data Sharing Agreements, Budget Plans, and more.

3.1 Charter Document

A formal charter establishes the legal foundation for the JIWG. It outlines all agencies' mission, scope, objectives, roles, and responsibilities.

- a. **Content:** Develop a formal charter establishing the JIWG's mission, scope, objectives, roles, and responsibilities of participating agencies, ensuring clarity and accountability. This document serves as the legal foundation for the JIWG.
- b. **Approval:** The charter typically requires approval by the heads of the participating agencies or departments.
- c. **Task:** Draft and refine the charter, ensuring it aligns with the broader goals of the FDTA and financial interoperability.
- d. **Action:** Refer to the draft charter in Section II, which serves as a foundational template for the JIWG's formation.

[SEE THE EXAMPLE IN THE APPENDIX](#)

3.2 Bylaws

Governs the internal processes and operations of the JIWG.

- a. **Content:** Draft bylaws to govern internal processes such as decision-making, membership, voting procedures, and quorum requirements, ensuring smooth operations.
- b. **Approval:** Often requires a formal vote or signatures from the member agencies.
- c. **Task:** Develop bylaws tailored to the JIWG's specific needs.
- d. **Action:** Utilize the draft bylaws in Section II as a customizable template to fit JIWG governance needs.

[SEE THE EXAMPLE IN THE APPENDIX](#)

3.3 Cooperative Agreements (CA)

These agreements provide legal terms for how the agencies cooperate, share resources, or share funding. They may include cost-sharing provisions, intellectual property rights, and allocation of personnel and materials.

- a. **Content:** Formalize cooperative agreements between agencies to outline their roles, contributions, and funding mechanisms. This may include cost-sharing provisions, intellectual property rights, and personnel allocations.
- b. **Approval:** Signed by authorized representatives of each agency.
- c. **Task:** Draft and finalize Cooperative Agreements.
- d. **Action:** Modify the Cooperative Agreement template in Section II to reflect the contributions of each agency within the JIWG.

[SEE THE EXAMPLE ECOSPHERE TO ECOSYSTEM IN THE APPENDIX](#)

[SEE THE EXAMPLE ECOSYSTEM TO ECOSYSTEM IN THE APPENDIX](#)

[SEE THE EXAMPLE ECOSYSTEM TO DOMAIN IN THE APPENDIX](#)

3.4 Data Sharing Agreements

Defines how data, particularly sensitive or regulated data (such as financial or personally identifiable information), will be shared, stored, and protected across agencies.

- a. **Content:** Define data-sharing processes across agencies, focusing on securely managing sensitive financial information while adhering to data privacy laws and security protocols (e.g., FISMA, Privacy Act).
- b. **Approval:** Legal and cybersecurity teams from each agency must approve these agreements.
- c. **Task:** Draft and finalize Cooperative Agreements.
- d. **Action:** Modify the Cooperative Agreement template in Section II to reflect the contributions of each agency within the JIWG.

3.5 Budget and Resource Allocation Plan

A formal plan outlining how funding, personnel, and other resources are allocated for JIWG activities.

- a. **Content:** A formal plan outlining how funding, personnel, and resources will be allocated for JIWG activities. It includes details on resource sharing, budget allocations, and staffing plans.
- b. **Approval:** Approved through agency budget offices and the Office of Management and Budget (OMB).
- c. **Task:** Develop a budget and resource allocation plan with contributions from each participating agency.
- d. **Action:** Coordinate with OMB and agency budget offices to define and approve budgetary plans.

3.6 Regulatory or Legislative Approval

Some JIWGs, particularly in mission-critical areas like financial systems, might require approval from Congress or be subject to regulations from oversight bodies like the OMB or **Government Accountability Office (GAO)**.

- a. **Content:** Some JIWGs, particularly those dealing with mission-critical financial systems, may require regulatory approval or legislative oversight (e.g., from OMB or Congress).
- b. **Approval:** Regulatory bodies or legislative entities may need to approve actions through appropriations bills or oversight.
- c. **Task:** Secure any required regulatory or legislative approvals to ensure legal compliance for JIWG operations.
- d. **Action:** Engage with regulatory bodies and Congress, where necessary, to align JIWG efforts with legislative mandates.

3.7 Security and Compliance Certifications

Ensures compliance with national security standards, data privacy laws, or specific financial regulations (e.g., **FDTA, FISMA**).

- a. **Content:** Ensure compliance with national security standards, such as the Federal Data Transparency Act (FDTA) and FISMA. This includes obtaining necessary certifications for data handling, system security, and communication standards.
- b. **Approval:** Compliance certifications must be approved through regular audits and assessments by internal or external entities.
- c. **Task:** Conduct regular security audits and implement required certifications to safeguard financial systems.
- d. **Action:** Regularly review and renew compliance certifications to ensure all systems within the JIWG adhere to federal security standards.

3.8 Non-Disclosure Agreements (NDAs)

Ensures that sensitive or classified information shared between agencies in the JIWG remains confidential.

- a. **Content:** Ensure that sensitive or classified information shared between agencies remains confidential. NDAs will specify which information can be shared, who has access, and how breaches are handled.
- b. **Approval:** Signed by individuals or agencies involved in sensitive discussions.
- c. **Task:** Develop NDAs for each participating agency to protect confidential information.
- d. **Action:** Finalize NDAs to protect sensitive financial information throughout the JIWG collaboration.

[SEE THE EXAMPLE ORGANIZATION-TO-ORGANIZATION NDA IN THE APPENDIX](#)

[SEE THE EXAMPLE ORGANIZATION TO INDIVIDUAL NDA IN THE APPENDIX](#)

4. Financial Data Transparency Act (FDTA) Joint Interagency Working Group (JIWG)

4.1. Draft Mission Statement

Note: This is a draft of the mission statement provided for convenience; the actual mission statement is the responsibility of the FDFTA Interoperability JIWG.

The mission of the **Joint Interagency Working Group (JIWG)** is to foster collaboration across federal financial regulatory agencies and ensure the seamless exchange and integration of financial data. This working group is tasked with developing and implementing a comprehensive framework that supports data transparency, security, and interoperability in accordance with the Financial Data Transparency Act (FDFTA).

By leveraging innovative technical solutions and best practices, the JIWG will streamline regulatory reporting processes, enhance cross-agency cooperation, and provide clear guidance for financial institutions. Our commitment to maintaining data integrity, regulatory compliance, and operational efficiency will drive the financial ecosystem toward a more secure and transparent future.

Through this mission, the JIWG will:

1. Facilitate the creation of common data standards and protocols for financial reporting.
2. Promote the development of secure and resilient systems capable of supporting decentralized and distributed financial data.
3. Ensure continuous stakeholder engagement to align financial institutions, regulators, and technology providers on implementing FDFTA goals.
4. Foster an environment of collaboration, ensuring all stakeholders maintain compliance with national and international regulations while promoting innovation.

4.2. Draft Timeline

Note: This timeline is marked as Draft because it commits government resources beyond Dido Solutions' scope. It is based on lessons from similar interagency efforts, such as the IAWG and the Joint Interagency Working Group on Loan Loss Allowances.

4.2.1 Phase 1: Initial Planning and Concept Development (Months 1-2)

The initial phase of the JIWG formation focuses on defining the strategic mission and aligning objectives across multiple federal financial agencies. This phase will ensure all participating agencies are aligned in purpose, leadership is engaged, and the foundational structure for the JIWG is established. This stage also begins the informal coordination necessary to gain buy-in from agency leadership and prepare for formal approvals. The ultimate goal is to create a clear mission statement, identify key participants, and lay the groundwork for the collaborative governance structure.

4.2.1.1 Define Mission and Objectives (Weeks 1-2)

Assemble a multi-disciplinary collaborative team with clearly defined roles and responsibilities, bringing together expertise from key agencies. This team will work together to determine the strategic vision for the JIWG, ensuring that each member's contributions are aligned with the project's objectives and mission. By establishing a structure early, we ensure accountability and efficient workflows and foster a culture of collaboration across agencies, paving the way for unified efforts throughout the initiative.

a. Tasks:

1. Establish a core planning team from key agencies (e.g., Treasury, FDIC, SEC, Federal Reserve).
2. Draft the mission statement, initial goals, and high-level scope for the JIWG.
3. Initiate informal discussions with potential agency partners.
4. Conduct a risk assessment to identify potential interagency collaboration or approval process challenges.
5. Assign roles and responsibilities to each core planning team member to ensure a clear division of labor and accountability.
6. Define the success criteria of the mission statement and initial objectives, ensuring they align with the FDTA's broader goals.
7. Document informal agreements during discussions to ensure clarity and shared expectations moving forward.

b. Timeline: 2 weeks

4.2.1.2 Preliminary Stakeholder Engagement (Weeks 3-4)

During this phase, the focus is on engaging senior leadership and key decision-makers from the agencies involved in the Financial Data Transparency Act (FDTA) effort. The goal is to foster initial buy-in, identify key participants, and begin structuring how the JIWG will function at a high level. This engagement lays the groundwork for establishing mutual goals and cooperation

among agencies, and it ensures that every stakeholder understands the value and expected outcomes of the Joint Interagency Working Group (JIWG).

a. Tasks:

1. **Hold preliminary meetings with senior leadership** from all relevant agencies (e.g., FDIC, SEC, Federal Reserve, OCC, NCUA) to introduce the JIWG concept, objectives, and expected outcomes. These meetings aim to gather input, ensure alignment with agency goals, and solidify their commitment to the collaboration.
2. **Identify potential agency leads and participants** representing each agency in the JIWG. This step is crucial for ensuring the right experts and decision-makers are involved. Each agency should appoint key individuals with the authority and expertise to contribute to discussions on financial interoperability, compliance, and data transparency.
3. **Begin outlining potential subgroups or task forces** within the JIWG that will address specific challenges or areas of interest (e.g., Ecosystem or Domain CoIs). These subgroups may focus on regulatory reporting standards, cybersecurity, cross-border transactions, or anti-money laundering (AML) efforts. By identifying subgroups early, the JIWG can ensure each area receives the necessary attention and expertise.

b. Timeline: 2 weeks

4.2.1.3 Secure Initial Approvals (Weeks 5-8)

During this phase, the goal is to obtain initial buy-in and informal approvals from senior leadership across the participating agencies, paving the way for formal agreements and ensuring alignment. This step establishes the framework for official collaboration and sets the stage for the formal launch of the JIWG.

a. Tasks:

1. **Obtain informal approvals from senior leadership** within the participating agencies (e.g., FDIC, SEC, Federal Reserve, Treasury) for the JIWG concept. These approvals reflect the agency's commitment to participating in the working group and are essential before moving forward with formal agreements. Initial informal approvals allow the leadership to weigh in on the proposed structure and goals without requiring immediate legal or formal commitments.
2. **Formulate an agenda for the first official interagency meeting** that will focus on defining the goals, structure, and scope of the JIWG. This agenda should include key discussion points such as each agency's roles and responsibilities, the collaborative governance model, and the timeline for initial deliverables. The meeting serves as the formal kickoff, where agencies align on a shared vision and roadmap for interoperability.
3. **Draft Memorandums of Understanding (MOUs) and basic governing principles** to formalize the collaboration between the agencies. These documents outline how the agencies will collaborate, share resources, make decisions, and resolve disputes. The MOUs serve as a formal agreement between the agencies and provide

a foundation for the JIWG's operation. Governing principles establish guidelines for ethical collaboration, decision-making processes, and compliance with regulatory requirements.

4. **Draft an initial risk management plan** for the JIWG's formation, covering risks such as delayed approvals, conflicting priorities, or resource shortages across agencies. Outline mitigation strategies, such as alternative meeting formats or resource-sharing mechanisms.
5. **Develop a communication plan** detailing how progress updates, milestones, and approvals will be shared with senior leadership and participating agencies. This could include regular email updates, status meetings, or a shared portal for document tracking.
6. **Implement a feedback mechanism** where senior leadership from each participating agency can provide input on the JIWG's structure and objectives. Compile and review this feedback before the interagency meeting to ensure alignment.
7. **Identify each agency's top priorities** related to the JIWG's mission and work to incorporate these into the initial agenda and goals. This ensures that each agency sees value in the JIWG's efforts.

b. **Timeline:** 1 month

4.2.2 Phase 2: Formalization and Establishment (Months 3-5)

This phase formalizes the organizational structure and legal frameworks needed to ensure the JIWG operates smoothly. Key documents that outline governance, roles, collaboration mechanisms, and data-sharing protocols will be drafted, and the first official JIWG meeting will take place to finalize approvals and set initial goals. The phase will also emphasize regulatory alignment and establishing security and privacy protocols.

4.2.2.1 Draft Key Documents (Weeks 9-12)

This step is critical for providing a legal and operational foundation for the JIWG. It establishes how agencies will collaborate, share resources, and protect data. It also ensures that all agencies are aligned regarding roles and expectations.

a. **Tasks:**

1. **Charter Document:** Draft the Charter that formally establishes the JIWG's mission, scope, objectives, and interagency responsibilities.
2. **Bylaws:** Develop the Bylaws to define the internal governance structure, decision-making processes, and operational framework.
3. **Interagency Agreement (IAA)/Cooperative Agreement (CA):** Set up the legal framework for collaboration between agencies, addressing funding, resource sharing, and responsibility delineation.
4. **Data Sharing Agreements:** Draft agreements specifying how data will be securely shared across agencies, complying with federal laws, including FISMA and the Privacy Act.

b. **Timeline:** 1 month.

4.2.2.2 First Official JIWG Meeting (Weeks 13-14)

This marks the formal launch of the JIWG, with representatives from all agencies coming together to finalize key documents and set the working agenda for the next six months.

a. Tasks:

1. **Convene Representatives:** Bring together representatives from all agencies involved in the JIWG for an official kick-off meeting.
2. **Finalize and Approve Documents:** Review, finalize, and approve the JIWG Charter, Bylaws, and IAAs/CAs. This ensures that all participating agencies have a shared understanding and agreed-upon framework.
3. **Set Goals and Priorities:** Establish clear goals, priorities, and deliverables for the next six months. Define performance metrics to measure progress and effectiveness.
4. **Identify Subgroups and Task Forces:** Form subgroups (i.e., Ecosystem or Domain Cols) to focus on cybersecurity, regulatory reporting, or cross-border transactions.

b. Timeline: 2 weeks.

4.2.2.3 Regulatory and Security Compliance (Weeks 15-18)

Ensuring compliance with federal regulations and implementing robust security protocols is essential for maintaining the integrity and legality of the JIWG's activities. This step will align the group with legislative frameworks and standards, ensuring all processes meet regulatory expectations.

a. Tasks:

1. **Regulatory Alignment:** Begin aligning the JIWG with the Financial Data Transparency Act (FDTA), Federal Information Security Management Act (FISMA), and Office of Management and Budget (OMB) guidelines. Ensure all processes comply with these regulations.
2. **Security Protocols:** Ensure that security and data privacy protocols are in place, addressing encryption, access controls, and incident response. Ensure that data-sharing agreements meet compliance standards for data security.
3. **Obtain Necessary Certifications:** Begin acquiring necessary certifications for security and data privacy (e.g., FISMA compliance security certifications from OMB or GAO).

b. Timeline: 1 month.

4.2.3 Phase 3: Operationalization (Months 6-9)

As the JIWG moves into the operational phase, this stage will focus on establishing the formal structures and allocating resources necessary for day-to-day activities. With subcommittees or Cols fully established, the operationalization of the JIWG will ensure ongoing momentum, clear task delegation, and resource availability for the financial systems' interoperability effort.

4.2.3.1 Establish Sub-Committees or Cols (Weeks 19-24)

In this stage, we will establish specific Ecosystem and Domain Cols to focus on key functional and technical areas. These Cols will ensure that each focus area receives appropriate attention,

with clear leadership, task assignments, and deliverables. Additionally, this step solidifies the structure of the JIWG, ensuring that specialized work progresses efficiently.

a. Tasks:

1. **Establish Ecosystem COIs** focused on core topics such as reporting standards, cybersecurity, and cross-border transactions. The Ecosystem COIs will address broader areas of concern that require alignment across different agencies and institutions.
2. **Identify Domain Cols** Create specialized Domain Cols for technical tasks such as API design, data exchange protocols, data schemas, and encryption standards. These Cols will focus on the deep technical aspects of achieving interoperability.
3. **Assign Roles and Responsibilities** Assign roles and tasks to each Ecosystem and Domain Col, ensuring that every group has clear objectives, leadership, and deliverables. Establish communication channels between Cols to ensure alignment on overarching goals.
4. **Define Meeting Schedules and Milestones** Schedule regular meetings for each Col and ensure that deliverables are tied to specific milestones. Provide regular status updates to the JIWG leadership team.

b. Timeline: 1.5 months.

4.2.3.2 Resource Allocation and Budgeting (Weeks 25-28)

This step focuses on finalizing and securing the financial and human resources necessary for the JIWG to succeed. Allocating appropriate resources to each Col ensures they can meet their objectives without resource constraints.

a. Tasks:

1. **Finalize Budget and Resource Allocation Plan** Work with agency budget officers and OMB to finalize the resource allocation plan, detailing the financial, human, and technical resources necessary to support the JIWG's Cols.
2. **Obtain Final Approvals** Ensure that all participating agencies approve the budget and resource allocation plan. Obtain final approval from the OMB, ensuring the JIWG and its subcommittees have the necessary financial backing.
3. **Establish Resource-Sharing Protocols** Create formal agreements for how resources (personnel, technology, data) will be shared across agencies within the JIWG. Define procedures for tracking and reporting resource usage to ensure accountability.
4. **Ongoing Financial Monitoring** Establish mechanisms for ongoing financial oversight, ensuring that all expenditures are monitored, tracked, and reported transparently to the JIWG leadership.

b. Timeline: 1 month.

4.2.4 Phase 4: Full Implementation (Months 9-12)

In the final phase of the JIWG's formation and operationalization, the focus shifts toward achieving tangible deliverables and ensuring that the established systems, standards, and processes function as intended. Full implementation will require ongoing adjustments based on real-time feedback and a robust validation and verification framework to ensure that interoperability standards meet their objectives.

4.2.4.1 First Deliverables (Weeks 29-32)

During this period, the primary objective is to finalize and deliver initial work products, such as drafts of interoperability standards, data-sharing protocols, and other key technical elements that support financial data transparency and regulatory compliance.

a. Tasks:

1. **Ensure Completion of Initial Deliverables:** Complete the development of interoperability standards and protocols for data sharing and regulatory reporting across agencies. Ensure that work products from the Domain Cols, such as APIs, data schemas, and encryption standards, are delivered and ready for validation.
2. **Compliance Testing and Sandbox Environments:** Set up compliance testing environments or sandboxes to validate the proposed interoperability standards. To identify potential issues, begin early-stage testing of data-sharing mechanisms, security protocols, and cross-agency data exchanges in controlled environments.
3. **Finalize Drafts for Review:** Ensure that draft versions of all deliverables are ready for interagency review. These documents should be circulated to all relevant agencies for feedback.
4. **Internal Review and Adjustments:** Review deliverables within the JIWG and adjust based on the feedback from sandbox testing or early validation trials.

b. Timeline: 1 month.

4.2.4.2 Continuous Monitoring and Adjustments (Weeks 33-52)

Once initial deliverables are completed, the focus moves toward continuously refining standards and solutions. This phase involves ongoing assessments, troubleshooting, and validation to ensure that the solutions created by the JIWG are robust, secure, and ready for implementation across multiple agencies.

a. Tasks:

1. **Regular Meetings and Progress Assessments:** Hold regular meetings to review the progress of deliverables, discuss any challenges faced during implementation, and track how well the Cols are meeting their milestones. Adjust timelines, reassign resources, or create new subcommittees as needed to overcome roadblocks.
2. **Robust Validation and Verification Testing:** Conduct validation and verification testing on interoperability standards to ensure they work as intended across various platforms, regulatory frameworks, and agency systems. This should include stress

testing, security testing, and full compliance audits to ensure mission-ready standards.

3. **Reallocation of Resources as Necessary:** Based on ongoing feedback, reallocate financial, technical, or personnel resources to areas that need additional support to meet goals. Continually assess individual CoIs' performance and adjust roles or leadership to maintain productivity and focus.
4. **Feedback Integration:** Gather feedback from all participating agencies, especially during testing in sandbox environments, and integrate their input to refine and improve deliverables.
5. **Final Adjustments and Sign-Off:** Ensure all deliverables have been adjusted according to testing outcomes and stakeholder feedback. This leads to final approvals and formal sign-offs on the interoperability standards and systems.

b. **Timeline:** 3 months.

4.2.5 Phase 5: Ongoing Activities and Continuous Improvement (Beyond Year 1)

After the first year of establishing the JIWG and implementing the initial deliverables, ongoing activities will be critical for maintaining momentum and ensuring long-term success. These activities include regular reviews, updates to regulatory bodies, expansion of collaborations, and continuous improvements through audits and certifications.

4.2.5.1 Periodic Reviews and FDTA Alignment

The JIWG will need to conduct periodic reviews of its progress to ensure ongoing alignment with the Financial Data Transparency Act (FDTA) and evolving regulations. These reviews will assess the current interoperability standards, compliance with regulatory requirements, and overall system performance.

a. **Tasks:**

1. **Annual or Biannual Progress Reviews:** Conduct formal reviews every six months to evaluate how well the JIWG meets its goals, whether its work products align with the latest FDTA requirements and any new regulatory updates. Involve key stakeholders from all participating agencies to gather feedback and discuss any necessary adjustments to processes, governance, or technical solutions.
2. **Adapt to Regulatory Changes:** Ensure that the JIWG's work remains flexible and adaptable to changes in federal financial regulations, such as new mandates from the FDIC, SEC, or Federal Reserve. Update standards, protocols, and procedures to remain compliant with new policies as they emerge.
3. **Document and Report Findings:** Create detailed progress reports documenting the JIWG's ongoing work, challenges, and milestones and share them with agency leadership and regulatory bodies.

b. **Timeline:** Ongoing throughout the lifecycle of the JIWG.

4.2.5.2 Regular Updates to Regulatory Bodies and Expansion of Partnerships

As the JIWG matures, maintaining open communication with regulatory bodies and exploring the possibility of expanding partnerships, including with private financial institutions, will be essential.

a. Tasks:

1. **Quarterly Updates to Regulatory Agencies:** Provide quarterly updates to regulatory bodies, such as the Office of the Comptroller of the Currency (OCC), Federal Reserve, FDIC, and others, on the JIWG's progress and upcoming initiatives. Ensure transparency in all operations, sharing insights into challenges, successes, and plans.
2. **Expand Partnerships with Private Financial Entities:** Identify opportunities to partner with private financial institutions with a vested interest in financial interoperability. Build formal partnerships to expand the scope of collaboration, allowing the private sector to contribute to the standards development process and pilot new systems in sandbox environments.
3. **Build a Public-Private Collaboration Framework:** Develop a framework that formalizes the inclusion of private financial entities in JIWG discussions and initiatives, ensuring that their expertise and resources contribute to improving interoperability standards.

- b. **Timeline:** Initiate discussions in Year 1, with ongoing updates and expansion in subsequent years.

4.2.5.3 Formal Interoperability Certifications, System Audits, and Continuous Improvements

A critical element of maintaining financial system integrity is implementing formal certifications and audits to validate that systems meet the highest security, compliance, and performance standards.

a. Tasks:

1. **Launch Interoperability Certification Programs:** Establish a formal certification program that allows systems to be certified as compliant with JIWG-developed interoperability standards. Formalize this process with agencies such as the National Institute of Standards and Technology (NIST) or other industry-standard bodies.
2. **Conduct System Audits and Compliance Testing:** Audit systems that have adopted JIWG standards regularly to ensure ongoing compliance. These audits should assess whether systems maintain interoperability, data security, and regulatory compliance.
3. **Schedule audits** annually or as needed, depending on the system's complexity.
4. **Continuous Improvement Process:** Implement a continuous improvement process that involves regular testing of system enhancements, bug fixes, and security

updates. Develop a feedback loop where agencies and institutions report issues or suggest improvements. This will enable the JIWG to refine and optimize the interoperability standards continuously.

- b. Timeline:** Launch within Year 1, with audits and certifications becoming ongoing in subsequent years.

5. Staffing Plan

5.1 Core Leadership Team (JIWG Oversight)

(Government Roles)

Representatives from the participating government agencies fill these roles and are responsible for the overall governance and execution of the JIWG.

Roles:

1. Program Manager

- **Responsibility:** Oversees the JIWG's progress, monitors deadlines, manages risks, and ensures compliance with FDITA's objectives.
- **Agency:** Government
- **Staffing Requirement:** 1 FTE
- **Qualifications:** Project Management Professional (PMP) certification, experience in interagency collaboration.

2. Policy and Regulatory Lead

- **Responsibility:** Ensures alignment with all applicable financial regulations, managing relationships with senior leadership in participating agencies.
- **Agency:** Government
- **Staffing Requirement:** 1 FTE
- **Qualifications:** Legal expertise in financial regulation.

3. Financial Officer

- **Responsibility:** Manages the budget, resource allocation, and financial oversight for JIWG activities.
- **Agency:** Government
- **Staffing Requirement:** 1 FTE
- **Qualifications:** Financial management expertise.

4. Senior Advisor for Interagency Collaboration

- **Responsibility:** Leads efforts to engage different agencies, fostering collaboration and defining the strategic roadmap.
- **Agency:** Government
- **Staffing Requirement:** 1 FTE
- **Qualifications:** Experience in interagency collaboration and federal processes.

5.2 Ecosystem Col Leadership

(Government Roles)

These roles are also filled by government agency representatives and focus on managing specific technical or regulatory domains within the JIWG.

Roles:

1. **Ecosystem Col Leaders** (one per Col)
 - **Responsibility:** Lead specific Cols focused on developing key work products and standards (e.g., cybersecurity, financial reporting standards).
 - **Agency:** Government
 - **Staffing Requirement:** 3-5 FTEs
 - **Qualifications:** Domain expertise in relevant technologies and regulations.
2. **Technical Architect**
 - **Responsibility:** Ensure technical standards are developed across Cols, particularly related to APIs and data exchange protocols.
 - **Agency:** Government
 - **Staffing Requirement:** 2 FTEs
 - **Qualifications:** Experience in decentralized systems or software architecture.

5.3 Domain Col Specialists

(Government and Dido Solutions Roles)

These roles include government agency representatives and specialists from Dido Solutions. Government agencies provide the regulatory and compliance input, while Dido Solutions leads technical development.

Roles:

1. **API Developers**
 - **Responsibility:** Develop and maintain APIs for secure data exchanges.
 - **Agency:** Dido Solutions
 - **Staffing Requirement:** 3-5 FTEs
 - **Qualifications:** API development expertise.
2. **Data Security Experts**
 - **Responsibility:** Implement encryption and security protocols.
 - **Agency:** Dido Solutions
 - **Staffing Requirement:** 2-3 FTEs
 - **Qualifications:** Expertise in encryption, cybersecurity.
3. **Compliance Analysts**
 - **Responsibility:** Ensure compliance with financial regulations, performing ongoing audits and testing.
 - **Agency:** Government
 - **Staffing Requirement:** 2 FTEs
 - **Qualifications:** Expertise in financial regulation and auditing.

5.4 Administrative and Technical Support

(Dido Solutions Roles)

Dido Solutions provides essential administrative and technical support, managing infrastructure, documentation, and coordination across Cols.

Roles:

1. **Project Coordinator**
 - **Responsibility:** Organizes meetings, manages timelines, and ensures communication flows across Cols.
 - **Agency:** Dido Solutions
 - **Staffing Requirement:** 1 FTE
 - **Qualifications:** Experience in project management.
2. **Documentation Specialists**
 - **Responsibility:** Maintain records, ensure up-to-date documentation, and manage repositories for version control.
 - **Agency:** Dido Solutions
 - **Staffing Requirement:** 1-2 FTEs
 - **Qualifications:** Expertise in technical documentation and version control systems.

5.5 Dido Solutions' Role

(Dido Solutions Roles)

Dido Solutions provides technical leadership, infrastructure management, and strategic advisory services. It also handles the integration and testing of solutions within the JIWG framework.

Roles:

1. **Dido Solutions Project Lead**
 - **Responsibility:** Acts as the primary interface between Dido Solutions and the JIWG leadership, overseeing technical components.
 - **Agency:** Dido Solutions
 - **Staffing Requirement:** 1 FTE
 - **Qualifications:** Extensive project management experience.
2. **Infrastructure and Systems Engineers**
 - **Responsibility:** Set up and manage infrastructure like source code repositories, bug tracking systems, and test environments.
 - **Agency:** Dido Solutions
 - **Staffing Requirement:** 3 FTEs
 - **Qualifications:** Technical expertise in decentralized systems.
3. **Quality Assurance (QA) Engineers**
 - **Responsibility:** Develop and maintain testing frameworks, ensuring systems meet high standards for financial systems.
 - **Agency:** Dido Solutions
 - **Staffing Requirement:** 2 FTEs
 - **Qualifications:** Experience in QA testing and compliance verification.

5.6 Summary

5.6.1 Total Full-Time Equivalent (FTE) Summary

The successful implementation of **Proposal 1 (Organizing a Financial Community of Interest)** will require a robust and collaborative staffing plan. This plan accounts for government agency personnel and Dido Solutions team members, ensuring the division of responsibilities across policy oversight, technical execution, and ongoing collaboration.

Total FTE Breakdown:

- **Government Roles:** 12 FTEs
- **Dido Solutions Roles:** 8 FTEs
- **Total FTE:** 20 FTEs

5.6.2 Government Roles (12 FTEs)

These roles focus primarily on policy oversight, subject matter expertise, and agency coordination. They are instrumental in driving the success of the JIWG through their regulatory insights, interagency collaboration, and leadership.

1. **Program Manager (1 FTE)**
Provides overall management, alignment with FDTA, and guidance for the JIWG's direction. Ensures that milestones are met and that agencies are aligned with the mission and objectives.
2. **Policy and Regulatory Lead (1 FTE)**
Responsible for ensuring that all activities and documents align with financial regulatory frameworks and guiding the policy direction of the JIWG.
3. **Senior Advisor for Interagency Collaboration (1 FTE)**
Acts as the primary facilitator for collaboration across agencies and identifies interagency issues needing resolution.
4. **Ecosystem Col Leaders (4 FTEs)**
Each Ecosystem Col leader is responsible for a specific Col (e.g., cybersecurity, reporting standards). They ensure that subgroups and task forces operate efficiently and meet their objectives.
5. **Domain Col Leaders (2 FTEs)**
Technical leaders responsible for specific Domains (e.g., API design, data exchange protocols). They ensure that technical work products meet the Col's standards and goals.
6. **Legal and Compliance Officers (2 FTEs)**
Ensure that all legal requirements, including data-sharing and interagency agreements, comply with federal laws.
7. **Budget and Resource Officers (1 FTE)**
Manages the financial aspects of the JIWG, including coordinating budget approvals from the Office of Management and Budget (OMB) and participating agencies.

5.6.3 Dido Solutions Roles (8 FTEs)

Dido Solutions provides technical expertise and management for decentralized system development, ensuring the technical solutions proposed align with high-performance, security, and interoperability standards.

1. **Project Lead (1 FTE)**

Oversees all technical workstreams for Dido Solutions, ensuring that all tools, environments, and frameworks are implemented according to plan. Acts as a liaison with government stakeholders.

2. **Infrastructure and Systems Engineers (2 FTEs)**

Responsible for setting up and maintaining source code repositories, bug-tracking systems, and technical infrastructure used by the Cols. It supports automated systems for creating ecosystems and domains.

3. **Quality Assurance (QA) Engineers (2 FTEs)**

Ensures that all technical work products undergo rigorous validation and verification before release. Works closely with Cols to ensure compliance with performance, security, and reliability standards.

4. **Technical Architect (1 FTE)**

Provides expertise in designing decentralized and distributed systems. Works on ensuring that technical interoperability across agencies is achievable and sustainable.

5. **System Integration Specialists (1 FTE)**

Ensures that all tools and platforms the Cols use for testing, validation, and integration work seamlessly. Focuses on integrating new systems into existing financial infrastructures.

6. **Project Coordinator (1 FTE)**

Manages day-to-day tasks, including tracking milestones, coordinating between agencies and Dido Solutions teams, and maintaining communication across all parties involved.

5.6.4 Conclusion

This breakdown of FTEs across government and Dido Solutions ensures the right mix of policy oversight, technical leadership, and operational management. By clearly defining roles and responsibilities, this staffing plan supports the goals of Proposal 1, ensuring financial interoperability, collaboration, and compliance across agencies.

6. Cost Estimate and Resource Allocation

6.1 Overview

The cost estimate for Proposal 1 is structured to provide a clear allocation of resources between government agencies and Dido Solutions, ensuring efficient and equitable distribution of responsibilities. The estimate includes personnel costs, infrastructure setup, ongoing operational expenses, and third-party contributions. The primary goal is to balance cost-effectiveness while ensuring the successful implementation and management of the Financial Community of Interest (CoI) through the Joint Interagency Working Group (JIWG).

This section will break down the cost estimates for the initial setup and ongoing operations, focusing on resource allocation, personnel costs (Full-Time Equivalents or FTEs), and infrastructure development. Special emphasis is placed on ensuring compliance with financial regulations and supporting the long-term sustainability of the CoI framework.

6.2 Cost Breakdown

The cost categories are divided into three main sections: Personnel Costs, Infrastructure Costs, and Operational and Compliance Costs.

6.3 Personnel Costs

Personnel costs include salaries, benefits, and administrative costs for the government and Dido Solutions teams.

1. Government Personnel

- a. 12 Government FTEs:

Note: Each FTE is assumed to cost approximately \$200,000 annually, including salary, benefits, and overhead (based on GS-15 pay scale averages and agency-specific overheads).

- b. Total for Government Personnel: \$2,400,000 annually.

2. Dido Solutions Personnel

- a. 8 Dido FTEs:

Note: Industry personnel rates (including engineers, project leads, and technical architects) are calculated at an estimated \$250,000 annually per FTE, including overhead and benefits.

- b. Total for Dido Solutions Personnel: \$2,000,000 annually.

3. Total Personnel Costs:

- c. \$4,400,000 annually
 - o Government Costs: \$2,400,000
 - o Dido Solutions Billable Amount: \$2,000,000

6.4 Infrastructure Costs

This includes establishing and maintaining essential systems such as source code repositories, collaboration platforms, and testing environments.

- 1. Source Code Repository and Bug-Tracking Systems:**
 - a. Initial setup: \$150,000 for configuration and security.
 - b. Maintenance: \$50,000 per year for updates and system administration.
- 2. Testing and Validation Environments:**
 - a. One-time cost: \$200,000 for cloud infrastructure, automated testing suites, and data storage.
 - b. Ongoing cloud infrastructure costs: \$150,000 per year.
- 3. System Integration Tools:**
 - a. One-time setup: \$100,000 for tool configuration, user training, and integration.
 - b. Licensing and support: \$50,000 annually.
- 4. Total Infrastructure Costs (Year 1):**
 - a. \$500,000 (setup) + \$250,000 annually (maintenance)
 - o Government Costs: \$250,000
 - o Dido Solutions Billable Amount: \$250,000

6.5 Operational and Compliance Costs

This includes the costs of legal compliance, security audits, data-sharing agreements, and ongoing operational expenses.

- 1. Legal and Compliance Reviews:**
 - a. Legal consulting: \$300,000 annually for drafting and reviewing interagency agreements, data-sharing protocols, and compliance with FDTA.
- 2. Security Audits and Certifications:**
 - a. Initial audits (FISMA, FDTA, etc.): \$250,000.
 - b. Ongoing annual audits: \$150,000.
- 3. Meeting and Travel Costs:**
 - a. JIWG Meetings (travel, accommodation, and hosting fees): \$100,000 annually.
- 4. Communication and Collaboration Tools:**
 - a. Licensing for collaboration tools (e.g., Slack, Microsoft Teams): \$75,000 annually.
- 5. Total Operational and Compliance Costs:**
 - a. \$625,000 annually
 - o Government Costs: \$425,000
 - o Dido Solutions Billable Amount: \$200,000

6.6 Contingency and Risk Management

Contingency budgeting is crucial for managing unforeseen risks such as additional security reviews, compliance issues, or changes in resource needs.

1. Contingency Fund:

- a. 10% of Total Costs: \$550,000 annually
 - o Government Costs: \$275,000
 - o Dido Solutions Billable Amount: \$275,000

6.7 Total Cost Estimate for Year 1

The following summary is further broken down into the government's contribution and the Dido Solutions Billable Amount.

- a. Personnel Costs: \$4,400,000
 - o Government Contribution: \$2,400,000
 - o Dido Solutions Billable Amount: \$2,000,000
- b. Infrastructure Costs: \$750,000 (setup + maintenance)
 - o Government Contribution: \$250,000
 - o Dido Solutions Billable Amount: \$250,000
- c. Operational and Compliance Costs: \$625,000
 - o Government Contribution: \$425,000
 - o Dido Solutions Billable Amount: \$200,000
- d. Contingency Fund: \$550,000
 - o Government Contribution: \$275,000
 - o Dido Solutions Billable Amount: \$275,000
- e. Grand Total (Year 1): \$6,325,000
 - o Government Contribution: \$3,350,000
 - o Dido Solutions Billable Amount: \$2,975,000

6.8 Year 2 and Beyond

After the initial setup year, subsequent years will see reduced infrastructure costs but continued investment in personnel, maintenance, compliance, and system enhancement efforts. The budget for Year 2 is structured as follows:

1. Personnel Costs:

This includes support from management, technical staff, and legal and compliance teams.

- a. Total: \$3,750,000
 - 1. Government: \$1,750,000
 - o Management & Administration: \$500,000
 - o Legal and Compliance: \$300,000
 - o Testing/QA: \$250,000
 - o Government Technical/Engineering: \$700,000
 - 2. Dido Solutions: \$2,000,000
 - o Technical/Engineering Support: \$1,500,000

- QA & Testing: \$250,000
 - Management & Administration: \$250,000
2. **Maintenance and Operational Costs:**
Includes ongoing infrastructure support, software maintenance, data integrity checks, and infrastructure updates.
- a. Total: **\$700,000**
 - 1. Government: \$300,000
 - System Monitoring & Upkeep: \$300,000
 - 2. Dido Solutions: \$400,000
 - Software Maintenance and Patches: \$200,000
 - Infrastructure Updates: \$200,000
3. **Compliance and Auditing:**
Includes annual audits, security certifications, and compliance testing to meet FDTA, FISMA, and other regulatory standards.
- a. Total: \$500,000
 - 1. Government: \$250,000
 - External Audits: \$150,000
 - Security Certifications: \$100,000
 - 2. Dido Solutions: \$250,000
 - Compliance Testing: \$100,000
 - Auditing Support: \$150,000
4. **Ongoing Testing and Quality Assurance:**
Covers costs for regular testing, bug fixes, sandbox validation, and quality assurance procedures.
- a. Total: \$375,000
 - 1. Government: \$175,000
 - Validation Testing: \$100,000
 - Bug Fixing: \$50,000
 - Testing Tools: \$25,000
 - 2. Dido Solutions: \$200,000
 - Sandbox Testing: \$75,000
 - QA Processes: \$100,000
 - Fixes and Patches: \$25,000
5. **Potential Enhancements:**
Budget set aside for system improvements, expansion of Cols, or new features based on Year 1 performance reviews.
- a. Total: \$500,000
 - 1. Government: \$200,000
 - System Expansion: \$100,000
 - Col Enhancement Support: \$100,000
 - 2. Dido Solutions: \$300,000
 - New Features: \$150,000
 - Col Support: \$150,000

6. Estimated Year 2 Total Costs: \$5,825,000

6.9 Summary

The projected costs for establishing and maintaining the Joint Interagency Working Group (JIWG) for the Financial Data Transparency Act Interoperability Effort reflect a strategic allocation of resources across government and industry expertise. This collaboration ensures efficient resource utilization and operational flexibility by leveraging both public sector oversight and private sector technical proficiency from Dido Solutions. This balanced approach allows the JIWG to adapt to unforeseen challenges while maintaining high quality, security, and performance standards across mission-critical financial systems.

Recommendation 2: Developing Interoperability Testing Infrastructure

1. Overview

U.S. financial systems operate in highly complex, decentralized, and distributed environments. These systems process vast amounts of economic data and transactions. They must maintain operational security and compliance across multiple agencies such as the Federal Reserve, FDIC, Department of the Treasury, and the SEC. Each agency oversees financial activities, ensuring data standards, auditing practices, and transaction processing occur seamlessly across numerous systems.

Achieving interoperability across these systems is a significant challenge due to the diverse platforms, technologies, and regulatory requirements that govern them. Furthermore, financial systems are **mission-critical**, meaning any failure or downtime can have severe repercussions, including monetary losses, regulatory breaches, and national security concerns.

As such, they are ensuring these systems' reliability, security, and performance is crucial. Unlike agile development processes typically employed in non-mission-critical environments, financial systems require thoroughly validated and tested processes before deployment. Given the high stakes of the financial industry, we propose a structured and rigorous approach that prioritizes security, compliance, and scalability to handle the growing complexities of decentralized and distributed systems.

As the financial industry continues evolving, the need for a robust Interoperability Testing Infrastructure has become more urgent. With the implementation of the Financial Data Transparency Act (FDTA), agencies face increased pressure to ensure that financial systems—across centralized and decentralized platforms—are secure, scalable, and interoperable. This proposal outlines creating a dynamic testing environment to facilitate seamless integration and validation of diverse financial systems.

Today's financial landscape is marked by increasingly relying on decentralized financial platforms (e.g., peer-to-peer lending) and distributed systems (e.g., cryptocurrency). To remain operational under varying conditions and regulatory environments, these systems require thorough testing across multiple platforms. As financial ecosystems grow in complexity, there is a growing need for rigorous interoperability testing to mitigate risks, identify potential security vulnerabilities, and ensure that systems comply with evolving financial regulations.

The proposed Interoperability Testing Infrastructure will provide the tools and environments necessary for agencies and financial institutions to validate systems across various configurations and use cases. This document details the technical and operational steps to set

up the testing infrastructure and the personnel and resources needed to ensure successful implementation.

2. Importance of Interoperability in Financial Systems

As financial institutions adopt decentralized systems (e.g., peer-to-peer lending) and distributed systems (e.g., cryptocurrency networks), ensuring these diverse systems work together seamlessly is critical. The dynamic nature of these financial ecosystems requires continuous testing for compatibility, scalability, and security. The infrastructure proposed here allows financial institutions to:

- a. **Test Node Networks:** Verify the interaction between nodes on different platforms, versions, and configurations.
- b. **Reduce Risk:** Identify potential failures or vulnerabilities before deployment, minimizing risks to mission-critical financial operations.
- c. **Ensure Compliance:** Validate that systems adhere to regulatory standards, especially as they evolve across agencies.

For instance:

- a. Each node could be responsible for a different country's financial transactions in decentralized systems, such as cross-border payment systems. Ensuring smooth and secure interoperability is essential to prevent errors or compliance failures.
- b. In distributed systems like blockchain-based networks, where each node manages cryptocurrency transactions, ensuring nodes operate with the same standards and protocols is critical for network security and stability.

3. Overview of DIDO Solutions Test Environment

3.1 Purpose and Scope

The **DIDO Solutions Collaborative Testing and Simulation Environment** is designed to test distributed and decentralized systems. It allows for seamless testing of various system configurations, ensuring security, interoperability, and functionality in a controlled environment before deployment.

Learn More About Our Patented Methodology:

To explore the details of our patented approach, visit:

- <https://patents.google.com/patent/US20220237111A1/en?q=US-20220237111-A1>

See DIDO-TE in Action:

For a practical example of how the DIDO Testing Environment (DIDO-TE) operates, including its benefits in interoperability and testing infrastructure, please visit:

- <https://didosolutions.com/services/dido-te/>

The Key Features of this environment are outlined below.

3.2 Virtualized Network of Nodes

The environment simulates a **virtualized network of nodes**, each representing a unique combination of platforms. This flexibility allows system engineers to simulate real-world financial systems where different nodes may run on varying **hardware** and **software platforms**. These virtual nodes can be configured to run diverse operating systems (e.g., Linux, Windows) and other vital components.

- a. Flexibility in Platforms
- b. Node Setup and Management

3.3 Definition of a Platform

Each **platform** in the DIDO test environment is a unique combination of:

- a. **Operating Systems (OS):** Linux, Windows, MacOS, etc.
- b. **Infrastructure Components:** Databases (e.g., PostgreSQL, MySQL), interpreters for programming languages (e.g., Python, JavaScript).
- c. **Application Layer:** Specific financial applications running on these platforms. These combinations ensure the environment can replicate a wide array of deployment scenarios.
- d. OS Variants
- e. Infrastructure Components (DBMS, Interpreter Versions, etc.)
- f. Application Layer

3.4 Simulating Complex System Configurations

The test environment can simulate **heterogeneous configurations** in which different nodes run on older, current, or future software versions. This setup is ideal for testing **version compatibility** across decentralized and distributed financial systems, where updating all nodes simultaneously is impractical.

- a. Heterogeneous Node Configurations
- b. Testing Multiple Versions in Parallel

3.5 Customizing Nodes for Real-World Testing

The **node count** can be customized for each platform, allowing testers to create any nodes for a given OS and its components. For example, if a system runs mostly on Linux with a few nodes on Windows, the environment allows for such flexibility, ensuring testing matches real-world system behavior.

- a. Node Count per Platform
- b. Use Cases for Testing Financial Systems

3.6 Key Advantages of the Test Environment

- a. **Version Compatibility:** It provides a safe space to test older, current, and future versions of financial applications without impacting production systems.
- b. **Security Testing:** The environment assesses the system's robustness against security threats by simulating attacks on nodes running different platforms.
- c. **Performance Testing:** The environment enables comprehensive **load testing** to ensure the system remains stable under varying conditions, across multiple platforms, and with different software versions.

4. Dynamic Testing

The **Interoperability Testing Infrastructure** allows financial institutions to create a virtual, reusable, named **Node Network** of various node types (platforms). This dynamic testing environment simulates the complexity of real-world financial systems, where nodes operate on different platforms, versions, and configurations. These tests help the system scale and adapt as new nodes are added, ensuring robust performance under changing conditions.

This infrastructure supports multiple interoperability, security, performance, and compliance testing types. Below are the domain-level tests that can be conducted using this infrastructure:

4.1 Performance Testing

In this section, **performance testing** is essential for ensuring that a **decentralized or distributed financial system** operates effectively under various conditions, including workloads, transaction volumes, and operational latencies. In financial systems where delays, inefficiencies, or scalability issues can result in severe financial consequences, performance testing becomes paramount for ensuring that systems meet the necessary performance, security, and reliability benchmarks.

Effective performance testing allows for identifying potential bottlenecks, ensuring that all nodes—whether operating on different platforms or geographically dispersed—can communicate seamlessly, process transactions quickly, and scale without impacting overall performance. Each of the following tests focuses on various aspects of performance to ensure system resilience.

4.1.1 Throughput Testing

Throughput testing measures how many transactions or operations the system can handle within a specific timeframe. In financial systems, this is critical for ensuring that high-volume transactions (such as those in payment systems, trading platforms, or loan processing systems) are processed efficiently.

- a. **Importance:** In a high-frequency trading system or during periods of market volatility, thousands of transactions might occur every second. If the throughput limit is reached, it could lead to delays in transaction processing, which can affect market prices, lead to failed transactions, or cause operational downtime.
- b. **Example:** A payment processing system that handles millions of transactions daily must undergo rigorous throughput testing to ensure it can scale efficiently during high-traffic events such as holiday shopping.

4.1.2 Latency Testing

Latency testing measures delays in data transmission between nodes or system components. In decentralized financial systems, where nodes may be spread across the globe, ensuring low latency is essential for maintaining a seamless user experience and preventing synchronization issues.

- a. **Importance:** A delayed response between nodes could lead to missed transactions or delayed updates in real-time trading environments, where every millisecond counts. Latency issues can also affect user interactions, so optimizing performance for low-latency scenarios is crucial.
- b. **Example:** In cross-border cryptocurrency transactions, low latency is crucial to ensure timely verification and processing of transactions across various blockchain nodes spread worldwide.

4.1.3 Scalability Testing

Scalability testing measures the system's ability to scale horizontally (adding more nodes) or vertically (adding more resources to existing nodes) without degrading performance. This ensures the system can handle increased workloads due to more users, transactions, or operational complexity.

- a. **Importance:** As financial systems grow, they must be able to accommodate new users, applications, and services without performance degradation. Scalability testing identifies whether a system can handle increased workloads efficiently and pinpoint when the system starts to degrade.
- b. **Example:** A decentralized loan application system must ensure that as new banks and financial institutions join the network, the system continues to function efficiently without becoming overwhelmed or introducing performance issues.

4.1.4 Summary

Performance testing within the Interoperability Testing Infrastructure ensures financial systems can handle operational demands. By evaluating throughput, latency, and scalability, this phase guarantees that all node types within the virtual networks perform optimally under both normal and stress conditions. This testing helps financial institutions validate the robustness of their systems in handling high transaction volumes, ensuring system stability and compliance with regulatory standards.

Key points include:

- **Throughput Testing:** Verifies the system's ability to process large transactions efficiently.
- **Latency Testing:** Ensures minimal delays in communication between nodes, especially in time-sensitive financial environments.
- **Scalability Testing:** Tests the system's ability to handle increased workloads as new nodes are added.

These performance tests ensure the infrastructure is resilient, secure, and capable of supporting mission-critical financial operations.

4.2 Interoperability Testing

Interoperability testing ensures that different systems, platforms, and components within a decentralized or distributed financial infrastructure can communicate and exchange data seamlessly. This is critical in today's financial ecosystem, where institutions rely on multiple technologies, platforms, and systems. Interoperability testing aims to validate that different systems work together smoothly despite variances in their underlying configurations. Here are key areas of focus:

4.2.1 Cross-Platform Compatibility

Cross-platform compatibility testing ensures that nodes running on different operating systems (e.g., Windows, Linux), using various database management systems (e.g., MySQL, Oracle), and installed on distinct hardware configurations (e.g., x86, ARM architectures) can communicate and interact effectively without errors.

- Importance:** Financial institutions often use a variety of platforms and configurations. For example, one bank might use a Linux-based system while another uses a Windows-based system. Ensuring these disparate systems can communicate effectively is crucial for processing transactions, reconciling accounts, and maintaining consistency in operations.
- Example:** A decentralized trading platform might have various nodes running on different hardware and operating systems. Cross-platform compatibility testing ensures that trades can be executed and confirmed seamlessly, regardless of the platform each participant is using.

4.2.2 API Testing

API testing verifies that application programming interfaces (APIs), which allow different software components or systems to interact, function correctly across various platforms and environments. This is especially important in environments where legacy systems must interact with modern, cloud-based financial platforms.

- a. **Importance:** Many financial systems still rely on legacy infrastructure that must interact with modern, web-based platforms. Ensuring that APIs can bridge this gap and facilitate secure and reliable data exchange is critical for enabling real-time payments, data sharing, and regulatory reporting.
- b. **Example:** In an international payment system, API testing ensures that legacy banking systems can communicate with modern payment gateways, enabling secure transfers between different financial institutions regardless of the underlying platform.

4.2.3 Summary

This testing phase verifies that financial systems can operate together by conducting thorough cross-platform compatibility and API testing. This ensures smooth operations across diverse environments and reduces the risk of integration failures.

4.3 Security Testing

Security testing ensures financial data protection and transactions across decentralized and distributed systems. The increasing sophistication of cyber threats makes it essential to assess security vulnerabilities, test defenses, and verify the robustness of encryption protocols. This process helps ensure mission-critical financial systems remain secure from unauthorized access, data breaches, and other malicious activities.

4.3.1 Vulnerability Scanning

Vulnerability scanning is an automated process that scans the Node Network for potential security weaknesses, such as outdated software, configuration errors, or open ports that may expose the system to threats.

- a. **Importance:** Financial systems, especially those in decentralized and distributed networks, are often complex and involve many interdependent nodes. Identifying vulnerabilities before they are exploited is crucial in maintaining the system's security and ensuring that critical financial data remains protected.
- b. **Example:** A vulnerability scan might reveal that a node running an outdated operating system lacks the latest security patches, which could expose it to cyberattacks. By identifying this vulnerability early, it can be patched, preventing unauthorized access to sensitive data.

4.3.2 Penetration Testing

Penetration testing involves simulating real-world cyberattacks to evaluate whether the nodes and the network can withstand unauthorized access attempts. It tests the system's defenses by mimicking various attack techniques hackers use.

- a. **Importance:** Regular penetration testing helps financial institutions understand how well their security mechanisms can resist attacks, which is especially critical in high-stakes environments such as payment networks, stock trading platforms, and banking systems.
- b. **Example:** A simulated attack might target a node handling high-frequency trades, attempting to inject malicious code, or stealing sensitive financial data. The system can defend against real-world attacks by successfully preventing this simulated breach.

4.3.3 Encryption and Authentication Testing

Encryption and authentication testing verifies that secure data exchange protocols, such as SSL/TLS, are correctly implemented across all nodes. It also ensures that authentication mechanisms, such as multi-factor authentication (MFA), are in place to prevent unauthorized access.

- a. **Importance:** Encrypting data in transit and at rest is essential to safeguarding financial transactions from interception or tampering. Proper authentication also prevents unauthorized users from gaining access to the system, maintaining the integrity of the financial network.
- b. **Example:** In a cross-border payment system, encryption testing ensures that payment data is securely transmitted between nodes in different regions. Authentication testing ensures that only authorized users can initiate or access these transactions.

4.3.4 Summary

This security testing phase ensures that the financial system is equipped to defend against cyber threats and keeps sensitive data and operations secure in dynamic, distributed environments by implementing vulnerability scanning, penetration testing, and encryption and authentication testing.

4.4 Compliance Testing

Compliance testing ensures financial systems adhere to relevant regulations and standards, especially in mission-critical and highly regulated sectors like finance. This testing helps maintain data integrity, security, and trustworthiness, ensuring that systems operate legally and transparently in a decentralized or distributed financial environment.

4.4.1 Regulatory Compliance

This process tests the system against specific financial regulations, such as the Financial Data Transparency Act (FDTA), and other global financial standards, including Basel III, MiFID II, etc. Regulatory compliance ensures that the system meets all legal obligations related to financial operations.

- a. **Importance:** Ensuring adherence to regulations is crucial for avoiding hefty fines, legal repercussions, and damage to reputation. Given the dynamic nature of financial regulations, especially across borders, it is essential to validate that all nodes in the system, regardless of their geographic location, comply with local and international financial laws.
- b. **Example:** For instance, a cross-border payment system needs to comply with regulations set by different countries. Compliance testing can validate that data reporting in one country adheres to the FDTA while data handling in another node complies with local financial reporting laws.

4.4.2 Data Privacy Testing

Data privacy testing focuses on ensuring that sensitive financial data is protected across all nodes, complying with various data privacy laws such as the General Data Protection Regulation (GDPR) in Europe and the California Consumer Privacy Act (CCPA) in the U.S. It verifies that data is collected, stored, and processed in line with privacy requirements.

- a. **Importance:** Protecting customer data and ensuring privacy is essential in any financial system. Privacy breaches can lead to significant fines, loss of customer trust, and non-compliance penalties. Data privacy testing ensures the system's data handling practices are secure and in line with international standards.
- b. **Example:** In a decentralized financial application, the system must ensure that no customer's personally identifiable information (PII) is exposed or mishandled. Data privacy testing validates that encryption, anonymization, and access control measures are in place across all nodes to protect PII and financial transaction details.

4.4.3 Audit Trails

Audit trails refer to the system's ability to track and log every activity, ensuring all operations can be traced back to a specific user or action. Compliance testing verifies that these logs are accurate, tamper-proof, and compliant with regulations like Sarbanes-Oxley (SOX) or the FDTA.

- a. **Importance:** Maintaining accurate audit trails is critical for transparency, legal compliance, and forensic analysis in case of incidents or discrepancies. Without robust audit logs, it would be impossible to trace and rectify unauthorized actions or breaches, exposing the system to fraud or financial malpractice.
- b. **Example:** In a distributed ledger used for stock trading, compliance testing ensures that all trades, modifications, and accesses are accurately logged and cannot be altered after the fact. This is essential for proving compliance with financial regulators and maintaining trust in the financial system.

4.4.4 Summary

The financial system meets all legal and privacy requirements by conducting regulatory compliance, data privacy testing, and audit trail validation while maintaining the transparency and accountability necessary for mission-critical financial operations.

4.5 Load and Stress Testing

Load and stress testing are essential to ensure that a financial system can handle various operational conditions, from regular transaction loads to extreme traffic surges. This testing identifies potential performance bottlenecks and system vulnerabilities, particularly in mission-critical systems like those in the financial sector.

4.5.1 Load Testing

Load testing simulates normal and peak transaction volumes to verify that the system can maintain performance without degradation. It involves gradually increasing the load on the system to identify the point where performance starts to decline or become unreliable.

- a. **Importance:** Financial systems often experience varying traffic levels, such as increased transactions during trading hours, peak times for banking activities, or end-of-quarter reporting periods. Ensuring the system can handle these loads without crashing or slowing down is critical for maintaining operational efficiency and customer trust.
- b. **Example:** In a decentralized stock trading platform, load testing can simulate normal trading volumes throughout the day and gradually increase the number of trades processed per second to test the system's ability to manage increased transaction loads. The goal is to ensure the system can handle this load without introducing latency or compromising data integrity.

4.5.2 Stress Testing

Stress testing involves pushing the system to its limits by introducing extreme loads or conditions to identify how it behaves under duress. The goal is to pinpoint failure points, bottlenecks, or weaknesses that could lead to performance issues or system crashes under high stress.

- a. **Importance:** Stress testing helps ensure the system can survive extreme, unexpected conditions without critical failures. This is particularly important in financial systems, where unexpected market activity or cyberattacks can cause massive spikes in transaction volume. A robust system should handle these spikes and recover gracefully if failure occurs.
- b. **Example:** A cryptocurrency exchange might perform stress testing by simulating thousands of simultaneous buy and sell orders during an artificial market crash. This ensures the system can handle sudden surges in user activity without crashing and that critical operations like order matching and fund transfers remain functional even under extreme load.

4.5.3 Summary

By conducting **load testing** and **stress testing**, financial institutions ensure their systems are resilient enough to handle regular and peak transaction volumes and unexpected surges in activity without sacrificing performance or security. These tests help maintain operational continuity in the face of increasing user demands, ensuring customer trust and regulatory compliance.

4.6 Failover and Disaster Recovery Testing

Failover and disaster recovery testing are critical to ensuring financial systems can continue functioning or quickly recover during system failures or disasters. These tests ensure system resilience by validating the infrastructure's ability to fail over seamlessly and recover data without losing critical information or experiencing downtime.

4.6.1 Resilience Testing

Resilience testing simulates the failure of individual nodes or entire network segments to evaluate the system's ability to recover. This includes testing the system's ability to continue functioning when a node or group of nodes fails and verifying that the system can reroute tasks, data, or transactions without significant downtime.

- a. **Importance:** Network outages or node failures can occur unexpectedly in decentralized or distributed financial systems. Financial transactions, regulatory reporting, and user services must continue seamlessly, even if part of the infrastructure is compromised. Resilience testing ensures the system can withstand these failures without significant operational impact.
- b. **Example:** In a payment processing system where multiple banks rely on shared financial data, resilience testing can simulate a node failure at one bank's data center. The test would evaluate whether transactions can be rerouted through other nodes or data centers, ensuring no interruption in transaction processing or data integrity.

4.6.2 Redundancy Testing

Redundancy testing verifies that backup systems (e.g., failover servers databases) can automatically take over in the event of a node or system failure. These tests confirm that the system is equipped with redundant components that can seamlessly handle operations without loss of data or service.

- a. **Importance:** Redundancy is essential for maintaining continuous operations in mission-critical financial systems. System failures could lead to catastrophic financial losses or regulatory breaches without proper redundancy. Redundancy testing ensures that if one node or component fails, the redundant systems can take over without disruption or data loss.
- b. **Example:** A decentralized financial institution might test the failover capabilities of its blockchain-based transaction network. If a node responsible for verifying and recording transactions goes offline, redundancy testing will confirm that another node takes over the process without delay, ensuring transaction continuity and data accuracy.

4.6.3 Summary

By performing **resilience** and **redundancy testing**, organizations can ensure that financial systems are robust enough to handle unexpected failures, minimizing downtime and protecting the integrity of critical financial data. These tests provide high availability and business continuity, particularly in decentralized systems where node failures may be more common.

4.7 Usability Testing

Usability testing ensures that the systems and tools developed for financial environments are intuitive, easy to navigate, and user-friendly for different stakeholders. This type of testing focuses on the human element, verifying that the design, interface, and reporting mechanisms are accessible and efficient for financial operators, auditors, and regulators.

4.7.1 User Interface Testing

User interface (UI) testing ensures that the system's visual and functional components are intuitive and meet the needs of the end users. It also verifies that the system's layout, design, and workflows are aligned with the daily tasks of financial operators, regulators, and auditors.

- a. **Importance:** Financial systems handle complex transactions, audits, and compliance checks, often involving multiple stakeholders. A well-designed user interface streamlines these processes, reducing human error, improving efficiency, and ensuring tasks are completed with minimal friction. Effective UI testing ensures financial professionals can navigate the system quickly and complete their tasks without confusion.
- b. **Example:** In a decentralized banking platform, UI testing would focus on bank operators' user interfaces to handle transactions and auditors to view compliance data. Testing would verify that all required data is easily accessible, that buttons and menus are intuitive, and the workflow is smooth when handling complex financial tasks.

4.7.2 Report Generation

Report generation testing evaluates the system's ability to generate accurate, efficient, easy-to-read compliance and audit reports across the Node Network. This ensures financial data can be aggregated from different nodes and compiled into standardized reports that regulators or internal auditors require.

- a. **Importance:** Financial systems require constant reporting to ensure compliance with regulations, manage risk, and maintain transparency. If reports are difficult to generate or inaccurate, it can lead to significant compliance issues or operational inefficiencies. Ensuring that the system can produce reports on demand, with minimal user intervention, is critical to maintaining the integrity of financial operations.
- b. **Example:** In a distributed financial system used by multiple banks, report generation testing would ensure that all nodes, regardless of their platform or configuration, can export standardized audit reports. These reports would include transaction histories, compliance checks, and other regulatory requirements, all compiled into a cohesive, easy-to-interpret format.

4.7.3 Summary

Through **UI testing** and **report generation testing**, organizations can ensure financial professionals, auditors, and regulators can interact efficiently with the system. This usability focus minimizes operational challenges, enhances user satisfaction, and ensures that the system meets the diverse needs of all its stakeholders.

5. Reporting and Documentation

All tests performed within the **Interoperability Testing Infrastructure** produce detailed reports. These reports document:

- **Test Results:** Performance, compliance, and security outcomes.
- **Compliance Verification:** Evidence that systems meet regulatory standards.
- **Interoperability Metrics:** Key data showing how well nodes from different configurations and institutions work together.

The Node Network's automated reporting functionality enables financial institutions to share testing results with regulatory bodies, ensuring transparency and accountability. Testing reports can also be stored for audit purposes, providing a historical record of system validations.

By dynamically supporting these tests, the **Interoperability Testing Infrastructure** guarantees financial systems are thoroughly vetted, reducing the risk of costly failures in live environments.

6. Performance Testing

In addition to the comprehensive domain-level testing described earlier, Proposal 2 will address performance testing outlined in [Recommendation 3](#).

6.1 Types of Performance Testing

In a financial system, ensuring consistent and high performance is crucial for operational success and regulatory compliance. Financial systems must process large volumes of transactions, maintain minimal latency, and handle increasing workloads without degradation. As these systems move toward decentralized or distributed architectures, the challenges related to performance become even more complex. Performance testing evaluates how a system handles different loads and conditions, helping identify potential bottlenecks, inefficiencies, or failures before they impact the operation.

Below are the key types of performance testing employed to ensure financial systems can handle operational demands, remain resilient during peak loads, and maintain seamless interoperability between different components and systems.

6.1.1 Throughput Testing

Throughput testing measures how many transactions or operations the system can handle within a specific period (e.g., transactions per second). This test is particularly vital in environments with high transaction volumes, such as stock exchanges, banking transactions, or payment processing systems, where throughput directly impacts the system's efficiency and ability to process large-scale financial operations without delays.

- a. **Importance:** Financial systems, such as those used in banking or stock trading, are required to handle large amounts of data and transactions, often in real-time. Poor

throughput could lead to delayed transactions, financial losses, or service disruptions. High throughput ensures systems can handle peak loads, maintain service quality, and meet regulatory requirements for transaction processing times.

- b. **Example:** In a stock trading system, throughput testing would validate that the system can process thousands of buy and sell orders per second without errors or delays during peak market hours.

6.1.2 Latency Testing

Latency testing measures the delay or lag between a transaction request and the corresponding system response. This is critical in time-sensitive financial operations where even milliseconds can significantly impact transaction outcomes.

- a. **Importance:** In financial systems, particularly those involved in trading or payment processing, latency directly affects the speed at which transactions are processed. High latency can lead to missed opportunities, increased costs, or failures to meet service-level agreements (SLAs). Low-latency systems are essential for competitive advantage in financial markets and customer satisfaction.
- b. **Example:** A latency test for a high-frequency trading platform would ensure that buy and sell orders are executed with minimal delay, giving traders an edge in the market by allowing them to respond quickly to price changes.

6.1.3 Scalability Testing

Scalability testing assesses the system's capacity to expand by adding more nodes or increasing the workload without performance degradation. It ensures that the financial system can scale efficiently as demand increases through vertical (adding resources to existing nodes) or horizontal scaling (adding more nodes to the network).

- a. **Importance:** As financial systems grow, they must maintain performance while handling increased transactions, users, or operational complexity. Scalability testing ensures systems adapt to increasing workloads, especially during peak demand periods, and continue delivering consistent performance.
- b. **Example:** A scalability test in a decentralized cryptocurrency exchange would ensure the system continues to process transactions efficiently as new users join the network or trading volume increases.

6.1.4 Peak Load Testing

Peak load testing simulates conditions of maximum system use to validate whether the system can maintain performance during times of high demand, such as a market surge or significant financial event. It stresses the system by simulating thousands or millions of concurrent transactions, ensuring the infrastructure can handle the load.

- a. **Importance:** Peak load testing is essential for financial institutions that experience unpredictable spikes in traffic, such as during stock market crashes or seasonal shopping events like Black Friday. The test ensures financial systems can sustain

performance without crashing, slowing down, or becoming unresponsive during critical periods.

- b. **Example:** A payment processor would use peak load testing to simulate a Black Friday shopping surge, verifying that its system can process millions of transactions without failures or slowdowns.

6.1.5 Resource Utilization Testing

Resource utilization testing monitors how efficiently the system uses critical resources under different workloads, including CPU, memory, storage, and network bandwidth. This test ensures the system optimally utilizes available resources without bottlenecks or wastage.

- a. **Importance:** Optimal resource utilization is crucial for maintaining system performance, reducing operational costs, and avoiding system overloads. In mission-critical financial systems, inefficient resource use can lead to delays, increased costs, or even crashes. Monitoring and optimizing resource usage ensures the system can handle workloads while keeping infrastructure costs low.
- b. **Example:** A banking system would undergo resource utilization testing to determine whether it efficiently uses CPU and memory resources during high transaction volumes, ensuring it operates smoothly without excessive hardware upgrades.

6.1.6 Summary

In summary, performance testing in a financial system ensures that these mission-critical infrastructures can handle their demands while maintaining speed, reliability, and security. This approach reduces risk and enhances trust in financial systems, especially in decentralized and distributed environments.

6.2 Why Performance Testing is Critical

Performance testing is a foundational component of ensuring financial systems can meet the high reliability, scalability, and security standards required for mission-critical operations. Financial institutions cannot afford downtime, bottlenecks, or slow processing, especially during peak periods when transaction volumes surge. Below are key reasons why performance testing is essential in the context of financial systems:

6.2.1 Financial Systems

Since financial systems are mission-critical, they must remain fully operational even during periods of high traffic, such as market volatility or major payment events. Performance testing ensures that there are no bottlenecks, latency issues, or slowdowns that could impede operations. By proactively identifying performance limitations, organizations can optimize their systems to handle unexpected spikes in demand without compromising service quality.

6.2.2 Regulatory Compliance

Financial regulations, enforced by agencies like the FDIC or Federal Reserve, often mandate specific performance thresholds for system availability, transaction throughput, and data integrity. Performance testing verifies that systems meet these regulatory standards, avoiding fines, legal repercussions, or loss of public trust. Ensuring compliance with these regulations fulfills legal requirements and strengthens the system's overall resilience and reliability.

6.2.3 System Stability

Ensuring financial systems can reliably operate under a wide range of load conditions is critical to minimizing the risk of service outages, processing delays, or complete system failures. System downtime or poor performance can lead to significant financial losses, disrupted operations, and reputational damage. Regular performance testing validates that systems can operate smoothly, even under stress, ensuring consistent stability across distributed nodes and varying traffic levels.

6.3 Integrating Performance Testing into Interoperability Testing

Performance testing is critical to the dynamic node network that makes up the **Interoperability Testing Infrastructure**. To ensure smooth and efficient system operations, each **node type** undergoes rigorous performance testing to verify that it integrates seamlessly with the broader financial system. The flexibility of the node network allows testing across diverse platforms, configurations, and environments, essential in today's highly interconnected and decentralized financial landscape.

6.3.1 Dynamic Node Networks

This infrastructure dynamically executes performance tests across nodes, simulating different real-world configurations. Each node type can be tuned to represent a unique combination of operating systems, hardware, databases, and application software. This flexibility allows for the detailed assessment of how these systems interact with one another, ensuring the seamless exchange of data across the entire node network. Testing different versions or setups can identify early performance issues related to cross-platform compatibility.

6.3.2 Load and Stress Testing

Nodes in the testing infrastructure can simulate varying levels of traffic and transaction loads, providing valuable insights into how the financial system behaves under different conditions. **Stress testing** ensures the system remains operational and performant even during unexpected traffic spikes, such as market volatility, high-demand events like quarterly earnings releases, or significant financial holidays like **Black Friday**. Monitoring the interaction between different **node types** is essential for identifying bottlenecks in **cross-node communication**, a common issue in decentralized financial systems.

6.3.3 Ensuring Real-World Readiness

Performance tests ensure the interoperability of the infrastructure and that it can handle the demands of financial transactions and real-world complexities. By simulating heavy workloads and cross-platform operations, these tests help validate that all components of the node network can maintain speed, reliability, and security. The proposal provides a detailed performance testing framework to address challenges across decentralized and distributed systems, reducing risks and ensuring that financial systems meet regulatory requirements while operating under high transaction volumes.

6.3.4 Summary

This integrated approach ensures financial systems remain reliable and resilient even in highly dynamic environments, maintaining critical performance standards across all node types within the broader network.

7. Functional Requirements

Functional requirements for the **DIDO Testing Environment (DIDO TE)** focus on the dynamic testing of node networks in decentralized and distributed systems. The key elements outlined below are essential for ensuring interoperability, performance, and the validation of financial systems in a complex, multi-node ecosystem. Each functional requirement (F1-F17) defines a core capability of the DIDO TE, with objectives and SysML integration to support detailed modeling and specification. These requirements ensure that all aspects of the system are reusable, adaptable, and capable of supporting rigorous testing and compliance verification.

F1. Reusable Nodes and Node Types

The DIDO TE must support the definition and management of reusable nodes and node types. This includes creating, naming, configuring, and maintaining nodes (e.g., VMs, containers) with defined attributes like OS, version, and required services.

- a. **Objective:** Provide a flexible system for defining and managing node types, enabling reuse across test environments.
- b. **Activity:** Reusable Node Definition.
- c. **Completion Criteria:** Node types are defined, documented, and verified with appropriate version control.

F2. Reusable Node Networks

The DIDO TE must enable the creation, naming, and management of reusable node networks, which group named nodes into cohesive configurations that can be used in different test scenarios.

- a. **Objective:** Streamline the setup and management of named network configurations by providing reusable node networks for testing.
- b. **Activity:** Reusable Node Network Definitions.
- c. **Completion Criteria:** Node networks are defined, documented, tested, and version-controlled.

F3. Comprehensive Node Marketplace

The DIDO TE will feature a marketplace for named reusable node types, sets, and networks, allowing users to access predefined node configurations for efficient test setup.

- a. **Objective:** Establish a centralized marketplace to enhance accessibility and management of reusable nodes and environments.
- b. **Activity:** Node Marketplace Development.
- c. **Completion Criteria:** Node marketplace is implemented, populated with reusable assets, and integrated into the DIDO TE.

F4. Hierarchical Communities of Interest (Cols)

The DIDO TE must support defining and managing named hierarchical Cols, including Ecospheres, Ecosystems, and Domains, to organize system components, interactions, and responsibilities.

- a. **Objective:** Implement a structured system to manage components and interactions through Cols.
- b. **Activity:** Hierarchical Col Definition.
- c. **Completion Criteria:** Cols are defined, documented, and integrated within the DIDO TE.

F5. Comprehensive Test Marketplace

The DIDO TE will include a marketplace for named reusable test scenarios and cases, allowing users to create, manage, and deploy predefined test environments. These test scenarios could include regulatory tests.

- a. **Objective:** Develop a comprehensive marketplace for test scenarios and cases to enhance efficiency.
- b. **Activity:** Test Marketplace Development.
- c. **Completion Criteria:** The test marketplace is implemented with reusable test cases and available scenarios.

F6. Expanded Testing Framework

The DIDO TE must enhance the testing framework to support continuous named unit tests, integration tests, end-to-end tests, and other specialized tests.

- d. **Objective:** Extend the testing framework to provide comprehensive test coverage and validation.
- a. **Activity:** Expansion of Testing Framework.
- b. **Completion Criteria:** The expanded testing framework is implemented, verified, and available for users.

F7. Reusable Test Scenarios

The DIDO TE must support defining and managing named reusable test scenarios that can be applied in various testing contexts.

- a. **Objective:** Streamline the testing process by providing reusable test scenarios for consistent testing.
- b. **Activity:** Reusable Test Scenario Development.
- c. **Completion Criteria:** Test scenarios are defined, verified, and made available for reuse.

F8. Advanced Testing Capabilities

The DIDO TE must incorporate advanced testing capabilities for sophisticated testing needs, such as named complex test simulations and named external tool integrations.

- a. **Objective:** Implement advanced testing features to support comprehensive evaluation of the system.
- b. **Activity:** Advanced Testing Capabilities Enhancement.
- c. **Completion Criteria:** Advanced testing features are implemented, verified, and documented.

F9. Recording Inputs to a Node

The DIDO TE must support recording inputs to a node, naming them, and capturing all interactions the node receives for later analysis.

- a. **Objective:** Provide comprehensive recording of node interactions for analysis and playback.
- b. **Activity:** Recording Inputs Development.
- c. **Completion Criteria:** Recording functionality is implemented, verified, and documented.

F10. Playing Back Inputs to a Node

The DIDO TE must support playback of recorded named inputs to a node, replaying interactions precisely as recorded.

- a. **Objective:** Allow accurate replay of node interactions for testing and analysis.
- b. **Activity:** Playback Inputs Development.
- c. **Completion Criteria:** Playback functionality is implemented, verified, and documented.

F11. Pausing Playback to a Node

The DIDO TE must support pausing playback of named inputs to a node, allowing it to be halted and resumed.

- a. **Objective:** Provide control over playback for testing and analysis.
- b. **Activity:** Pausing Playback Development.
- c. **Completion Criteria:** Pausing functionality is implemented, verified, and documented.

F12. Resuming Playback to a Node

The DIDO TE must support resuming named playback after it has been paused, continuing seamlessly from where it was halted.

- a. **Objective:** Ensure continuity in playback after pausing.
- b. **Activity:** Resuming Playback Development.
- c. **Completion Criteria:** Resuming functionality is implemented, verified, and documented.

F13. Stepping Through Playback One Event at a Time

The DIDO TE must support stepping through named playback one event at a time, providing detailed analysis.

- a. **Objective:** Enable detailed examination of individual events during playback.
- b. **Activity:** Stepping Through Playback Development.
- c. **Completion Criteria:** Stepping functionality is implemented, verified, and documented.

F14. Speeding Up the Playback

The DIDO TE must support speeding up the named playback of inputs to a node, enabling faster replay.

- a. **Objective:** Allow faster playback for efficiency, particularly when analyzing long interactions.
- b. **Activity:** Speeding Up Playback Development.
- c. **Completion Criteria:** Speeding-up functionality is implemented, verified, and documented.

F15. Coordinating Playback Across the Node Network

The DIDO TE must support coordinated named playback across the node network, ensuring synchronized interactions.

- a. **Objective:** Ensure synchronized playback of interactions across nodes for accurate testing.
- b. **Activity:** Coordinating Playback Development.
- c. **Completion Criteria:** Coordinating functionality is implemented, verified, and documented.

F16. Monitoring Node Playback

The DIDO TE must support monitoring the status and performance of node playback and tracking progress and performance metrics.

- a. **Objective:** Provide monitoring capabilities during playback for performance analysis and troubleshooting.
- b. **Activity:** Monitoring Node Playback Development.

- c. **Completion Criteria:** Monitoring functionality is implemented, verified, and documented.

F17. Twin Nodes Selection

The DIDO TE must support managing named twin nodes, allowing virtual and real-world twins to be selected during testing.

- a. **Objective:** Provide flexibility by allowing the selection of virtual or real-world twin nodes.
- b. **Activity:** Twin Nodes Selection Development.
- c. **Completion Criteria:** Twin node selection functionality is implemented, verified, and documented.

F18. Configuration Management and Version Control for All Artifacts

The DIDO TE must implement configuration management and version control for all named items (i.e., node types, networks, tests, recordings, etc.), ensuring all artifacts are tracked, versioned, and auditable.

- a. **Objective:** Ensure all testing assets are properly managed, versioned, and tracked to maintain integrity and consistency.
- b. **Activity:** Implement CM and Version Control System.
- c. **Completion Criteria:** Version control is implemented, verified, and used for all testing assets.

F19. Error Reporting, Bug Tracking, and Incident Management

The DIDO TE must include error reporting and bug tracking functionalities to log, categorize, and resolve issues encountered during testing.

Note: These are different case management reports reported by users. See: [DIDO RA Case Management](#).

- a. **Objective:** Provide a structured process for logging, categorizing, and resolving errors during testing.
- b. **Activity:** Implement Error Reporting and Bug Tracking System.
- c. **Completion Criteria:** The system is implemented, verified, and integrated into the testing workflow.

F20. Test Case Management

The DIDO TE must provide functionalities for managing named test cases, tracking their execution, and storing historical results.

- a. **Objective:** Ensure efficient management of all test cases and tracking of their results for future reference and validation.

- b. **Activity:** Implement Test Case Management System.
- c. **Completion Criteria:** A test case management system is operational for all tests.

F21. Test Result Logging and Analysis

The DIDO TE must support logging and analyzing named test results to provide insights into system performance, reliability, and scalability.

- a. **Objective:** Provide comprehensive logging and analysis capabilities to review the results of various tests and scenarios.
- b. **Activity:** Implement Test Result Logging and Analysis System.
- c. **Completion Criteria:** Logging and analysis features are implemented, verified, and actively used.

F22. Audit Trails for Testing Activities

The DIDO TE must implement audit trails that log every action taken during testing, ensuring traceability and accountability.

- a. **Objective:** Ensure transparency and accountability by maintaining detailed logs of testing activities.
- b. **Activity:** Implement Audit Trail System.
- c. **Completion Criteria:** Audit trails are enabled and verified for all testing activities.

F23. Automated Test Execution and Scheduling

To streamline the testing process, the DIDO TE must support automated execution and testing scheduling of named Tests and test Scenarios.

- a. **Objective:** Automate test execution to enhance efficiency and consistency across testing cycles.
- b. **Activity:** Implement an Automated Testing System.
- c. **Completion Criteria:** Automation is fully implemented and operational for test execution.

8. Draft Mission Statement

This proposal aims to establish and maintain a comprehensive interoperability testing infrastructure that serves all financial agencies within the Joint Interagency Working Group (JIWG) for the Financial Data Transparency Act (FDTA). This infrastructure will provide a dynamic, scalable, and secure environment for testing decentralized and distributed financial systems' interoperability, performance, and security across multiple platforms and regulatory frameworks. By leveraging reusable node networks, automated tools, and ontologies that define

robust financial systems, we will ensure the delivery of mission-critical systems that meet the rigorous demands of the U.S. financial sector.

This mission will include close coordination with the JIWG, ensuring that all testing results, system evaluations, and compliance reports are continuously communicated back to the JIWG for review and validation. The infrastructure will support collaboration across financial institutions, reduce system risks, and promote high-performance, compliant financial solutions, aligned with the goals of all relevant regulatory bodies, including the FDIC, Federal Reserve, SEC, and Treasury.

9. Draft Timeline

Note: This timeline is marked as Draft because it commits government resources beyond Dido Solutions' scope. It is based on lessons from similar interagency efforts, such as the IAWG and the Joint Interagency Working Group on Loan Loss Allowances.

9.1 Phase 1: Initial Planning and Infrastructure Setup (Months 1-6)

The groundwork for the JIWG's Interoperability Testing Infrastructure is laid out in this phase. It focuses on defining the mission, assembling the core team, and establishing the technical infrastructure to support dynamic and secure testing across a distributed node network. Collaboration between government agencies and Dido Solutions is essential to align strategic objectives with the Financial Data Transparency Act (FDTA) and ensure all participating entities clearly understand their roles.

This phase emphasizes establishing a clear mission, identifying the objectives and scope of the interoperability infrastructure, and assembling the necessary technical tools, repositories, and systems to support efficient testing. Developing automated processes and monitoring systems will also set the stage for continuous testing and validation.

This phase also involves preparing the initial architecture for node networks and defining processes for static and dynamic testing that will be utilized in future phases.

9.1.1 Define Mission and Objectives (Weeks 1-6)

Define the project's mission and objectives to establish the foundation for the testing infrastructure and ensure alignment across all JIWG agencies.

a. Tasks:

1. Establish a collaborative planning team with agency leads from the JIWG (Treasury, FDIC, SEC, Federal Reserve).
2. Draft the mission statement, objectives, and scope for the testing infrastructure, ensuring alignment with JIWG's requirements.
3. Schedule regular meetings and reporting checkpoints with the JIWG to ensure ongoing alignment.

b. Reporting and Reviews:

1. Monthly reports on progress to JIWG stakeholders, including alignment updates and milestone progress.

9.1.2 Assemble Core Testing Infrastructure (Weeks 7-12)

This phase establishes the foundational technical infrastructure for dynamic testing across the Interoperability Testing Environment. The aim is to set up the systems and tools for robust and continuous testing, bug tracking, and system monitoring. Ensuring that all systems can seamlessly integrate with those of the participating financial agencies is critical during this phase, and continuous reporting will help keep stakeholders informed of progress.

a. Tasks:

1. Set up repositories, bug tracking systems, automation tools, static analysis tools, and continuous monitoring systems. This task ensures the project has the tools to manage and track testing efforts efficiently. Setting up version-controlled repositories will allow for collaborative code management, while bug tracking and automation tools will streamline testing workflows.
2. Define processes for continuously applying static tools to code, documents, or other assets within the repository. Implement processes for applying automated static analysis tools to ensure the quality and security of code and documentation. This will enable early detection of issues before dynamic testing begins.
3. Prepare initial architecture for node networks and systems for dynamic testing. Design and configure the architecture of the node network, which will serve as the backbone for dynamic testing. This includes defining each node type's platforms, OS, and necessary resources to ensure compatibility with decentralized and distributed financial systems.
4. Create source code repositories, establish access controls, and implement automated versioning.
5. Set up bug tracking and feedback mechanisms that integrate with static analysis tools.
6. Prepare initial automated testing and validation pipelines for interoperability testing.

b. Reporting and Reviews: Monthly

1. **Monthly Infrastructure Setup Reports:** Provide regular updates on the infrastructure setup and readiness to JIWG stakeholders.
2. **Feedback Sessions with JIWG:** Conduct periodic sessions to gather feedback and ensure the testing infrastructure meets all agencies' expectations and requirements.
3. **Iterative Reviews:** As infrastructure elements are completed, conduct iterative reviews with JIWG and agency representatives to ensure compatibility, functionality, and scalability.

9.2 Phase 2: Ontology, Use Case Development, and Testing Framework (Months 7-12)

This phase focuses on developing the financial system ontologies, defining use case scenarios, and establishing the foundational testing framework. These elements will be critical for ensuring that interoperability testing aligns with the JIWG's goals, providing comprehensive validation of the financial systems across different platforms and agencies. Continuous collaboration and feedback from the JIWG will ensure that all scenarios and frameworks remain relevant to real-world use cases.

9.2.1 Develop Financial System Ontologies and Use Case Scenarios (Weeks 13-18)

Developing ontologies and use cases is fundamental to establishing a shared understanding of what makes a robust financial system. These will guide the structure and evaluation criteria for interoperability testing. The ontologies will be developed in collaboration with the JIWG agencies, incorporating their best practices and unique requirements. The use cases will be practical examples to validate system functionality, security, and compliance within the node network.

a. Tasks:

1. Define ontologies outlining characteristics of robust financial systems, incorporating best practices from JIWG agencies. Create detailed definitions for financial system attributes, such as performance, security, and compliance, ensuring that all JIWG agencies' input is included.
2. Collaborate with financial agencies to develop use-case scenarios to test interoperability and compliance. Work closely with representatives from agencies such as the FDIC, SEC, and Federal Reserve to create relevant, real-world use cases that can be used to evaluate node types and node networks in the testing infrastructure.
3. Ensure the ontologies align with rules that define financial system standards. Use rule-based systems to ensure the ontologies align with defined financial regulations and best practices for system architecture, security, and compliance.
4. Build rules and reasoning engines to validate financial systems based on these ontologies.
5. Develop a framework to automate the validation of financial systems using ontologies and rules.

b. Reporting and Reviews:

1. **Bi-weekly meetings with JIWG to present ontology and use case development.**
These meetings will ensure regular feedback from stakeholders and help adjust the ontology and use case development process as needed.
2. **Adjust based on stakeholder input:**
Implement revisions and improvements based on feedback from JIWG agencies to ensure all requirements and scenarios are fully covered.

9.2.2 Finalize Testing Framework (Weeks 19-24)

The testing framework will be the backbone for all future testing activities, enabling rule-based validation, resource allocation, and continuous monitoring. By leveraging the ontologies and use case scenarios developed in the previous phase, the framework will provide a reusable structure for testing the interoperability of financial systems. This phase involves implementing advanced tools that will automate key aspects of the testing process and allow for continuous integration and monitoring.

a. Tasks:

1. Develop a reusable testing framework that uses ontologies to test node types, networks, and scenarios. Build a flexible framework to apply the developed ontologies to different node configurations and test cases, ensuring comprehensive validation.
2. Implement advanced tools to support rule-based validation, resource allocation, and continuous monitoring for testing scenarios. Integrate automation tools to ensure that testing can be continuously monitored and resource allocation is handled efficiently across multiple node networks.
3. Incorporate test automation tools to validate dynamic node network configurations.
4. Create feedback mechanisms for performance and compliance issues found during testing.

b. Reporting and Reviews:

1. **Monthly updates to JIWG on framework progress:**
Regular updates ensure the JIWG knows the testing framework's development and progress.
2. **System-wide performance reviews and approvals:**
Conduct performance reviews and obtain approval from key stakeholders to ensure the testing framework meets all deployment requirements.

9.3 Phase 3: Initial Testing, Validation, and Coordination with JIWG (Months 13-18)

This phase marks the beginning of active testing, focusing on validating financial systems' interoperability, performance, and compliance across the virtual node network. It also emphasizes close collaboration and coordination with JIWG agencies, ensuring that test outcomes are aligned with the objectives of the Financial Data Transparency Act. During this period, feedback from various agencies will be critical in refining the test environment and infrastructure for future phases.

9.3.1 Initial Testing and Validation (Weeks 25-30)

Initial testing evaluates the system's cross-platform interoperability, ensuring that node networks can handle transactions, interactions, and communications seamlessly. These tests will also measure the performance of individual nodes and the overall network, validating whether they meet the established financial system ontologies and use case scenarios. This phase will provide crucial data for analysis, helping stakeholders assess whether the testing environment meets the necessary scalability, security, and compliance standards.

a. Tasks:

1. Conduct the first set of tests across the node networks, validating cross-platform interoperability, node performance, and compliance. Initiate a comprehensive series of tests covering different node types and platforms, ensuring they can operate efficiently within the financial system's framework.
2. Ensure nodes are tested against the financial system ontologies and use case scenarios. Validate that nodes and networks function according to the predefined financial system ontologies and use case scenarios, assessing their ability to meet regulatory, security, and performance requirements.
3. Begin recording test data for system analysis and review by JIWG stakeholders. Collect detailed data from these initial tests to analyze system behavior, performance, and interoperability. This data will be used to identify areas for improvement and optimization.

b. Reporting and Reviews:

1. **Submit detailed test reports to the JIWG for feedback and validation.** Prepare and submit in-depth reports documenting test outcomes, challenges, and successes. JIWG agencies will review these reports to assess the system's readiness and identify areas for further testing or refinement.
2. **Organize formal review sessions to discuss test outcomes and plan adjustments.** Hold formal review sessions with JIWG stakeholders to discuss the initial tests' results, share insights, and determine any adjustments needed to improve the testing process.

9.3.2 Coordination and Cross-Agency Reporting (Weeks 31-36)

Once initial testing is complete, the focus shifts to coordination and reporting across JIWG agencies. The feedback gathered from the initial tests will be used to ensure that the testing environment and results meet the collective requirements of all involved agencies. Coordination meetings will provide a platform for cross-agency discussions on system performance, challenges, and next steps. This will facilitate the alignment of priorities and improvements as the testing infrastructure evolves.

a. Tasks:

1. Organize coordination meetings with each JIWG agency to review test outcomes, evaluate performance, and discuss system improvements. Hold regular coordination meetings with individual JIWG agencies to review the results of the initial tests, gather feedback, and discuss opportunities for system optimization or refinements.
2. Prepare reports summarizing test results, system performance metrics, and node network feedback for JIWG leadership. Create detailed reports summarizing key performance metrics, test results, and feedback from the node network tests. These reports will provide actionable insights to JIWG leadership, helping to guide future decisions regarding system enhancements.

b. Reporting and Reviews:

1. **Bi-weekly reporting to JIWG on testing progress and cross-agency coordination meetings for collective feedback.** Maintain a bi-weekly reporting cadence, ensuring that JIWG stakeholders are informed of ongoing progress and coordination efforts. These updates will help maintain transparency and ensure all agencies are aligned on future steps.

9.4 Phase 4: Expanded Testing and Rule-Based Validation (Months 19-24)

This phase focuses on scaling the testing infrastructure and applying rule-based validation techniques using the financial system ontologies developed in earlier phases. The objective is to ensure that the system can handle complex scenarios across various nodes and financial environments while adhering to predefined financial rules and regulations. This phase will also ensure that ongoing reporting and feedback cycles with the JIWG continue, ensuring alignment and iterative refinement of the system.

9.4.1 Deploy and Expand Dynamic Testing (Weeks 37-42)

In this phase, dynamic testing will be expanded across the full-node network, integrating rule-based validation into each test. This ensures that every node and its interactions meet the high standards established by the financial system ontologies. Furthermore, simulations of multiple financial agency environments will be conducted to ensure the nodes can communicate and interact effectively without compromising system performance or security.

a. Tasks:

1. Implement rule-based validation using the defined financial system ontologies. Integrate rule-based systems into the testing environment to automatically validate whether each node and transaction meets the regulatory and operational standards defined by the financial system ontologies.
2. Conduct performance tests, security scans, and interoperability tests across the full-node network. Expand the performance, security, and interoperability testing initiated in earlier phases, ensuring the full node network is tested against standard and extreme operational conditions.
3. Simulate multiple financial agency environments to test node interaction and communication. Simulate real-world scenarios involving interactions between nodes from different financial agencies, ensuring that cross-agency data sharing and transaction processing function seamlessly and securely.

b. Reporting and Reviews:

1. Conduct performance reviews and feedback sessions with the JIWG to ensure the system's performance and compliance align with the objectives of the Financial Data Transparency Act. These reviews will also guide ongoing adjustments to testing strategies.

9.4.2 Continuous Reporting and Review Cycles (Weeks 43-48)

As dynamic testing continues to evolve, regular reporting and feedback cycles will be critical to ensure that testing remains aligned with the JIWG's goals. This phase involves holding regular meetings to monitor progress, assess challenges, and adjust the testing strategies. All expanded testing and rule-based validation findings will be documented and delivered to JIWG stakeholders for review and input.

a. Tasks:

1. Hold regular meetings to monitor progress, identify areas for improvement, and adjust testing strategies based on JIWG input. Schedule regular meetings with JIWG representatives to discuss the outcomes of ongoing tests, identify potential areas for improvement, and adjust the testing framework as needed to address identified challenges.
2. Continue delivering test reports, performance analyses, and system validation summaries to the JIWG. Provide detailed reports summarizing the performance, security, and interoperability tests conducted during this phase. Include insights into the rule-based validation process and any areas requiring further refinement.

b. Reporting and Reviews:

1. Submit total reviews and alignment sessions every four weeks to JIWG every eight weeks.
2. Maintain a regular reporting cadence, ensuring that JIWG stakeholders receive updates on test outcomes and system performance every four weeks. Conduct full review sessions every eight weeks to ensure alignment and make necessary adjustments based on JIWG feedback.

9.5 Phase 5: Ongoing Testing and Improvements (Beyond Year 2)

As the financial ecosystem evolves, the JIWG's Interoperability Testing Infrastructure must remain adaptive to new regulations, technologies, and system updates. Phase 5 focuses on maintaining continuous testing, updating the node networks, and making ongoing improvements based on the evolving requirements of financial institutions and regulatory frameworks. The goal is to ensure the infrastructure remains relevant, secure, and scalable in the long term while supporting the regular introduction of new node types and system configurations.

9.5.1 Continuous Testing and Updates (Months 25-36)

This phase marks the beginning of continuous system assessments, ensuring the infrastructure remains robust, compliant, and adaptable to the changing financial landscape. Ongoing testing

will involve verifying that system components continue to function optimally as updates are introduced and as regulatory requirements evolve. Additionally, new node types will be incorporated as needed, allowing the infrastructure to grow in line with JIWG agency requirements.

a. Tasks:

1. Conduct ongoing tests to assess system compliance, performance, and interoperability as regulatory requirements evolve. Continue running performance, security, and interoperability tests across the node network to ensure the infrastructure complies with financial regulations such as FDIA and other relevant standards. This includes validating new requirements and adjusting existing test cases accordingly.
2. Perform system updates and introduce new node types as needed based on JIWG agency updates. New node types are integrated into the existing network as new technologies and system components emerge from JIWG agencies. This will require ongoing validation of interoperability and performance, ensuring seamless integration with existing node types and system environments.

b. Reporting and Reviews:

1. Establish bi-monthly feedback sessions with the JIWG to review ongoing test results, system performance, and areas for further improvement. These sessions ensure that the testing infrastructure evolves in parallel with agency needs and regulatory changes.

9.5.2 Performance Audits and Reports:

Performance audits and system validation reports will be regularly provided to JIWG stakeholders as part of the continuous improvement process. These audits will track the health of the testing infrastructure, identify any performance bottlenecks, and ensure that the system remains compliant with evolving regulations. Additionally, ongoing security validation and compliance certifications will be conducted to safeguard system integrity.

a. Tasks:

1. **Provide annual system audit reports on node testing, security validation, and compliance certifications.** Conduct comprehensive annual audits that cover all key areas of system performance, security, and compliance. These reports will document test outcomes, identify trends, and highlight any potential risks to system integrity. The audits will also focus on the security posture of the node network, validating that encryption, authentication, and access control mechanisms remain effective.
2. **Deliver performance and compliance certifications based on ongoing test outcomes.**
Issue certifications to validate that the system meets performance benchmarks and regulatory standards. These certifications ensure the infrastructure is reliable, secure, and compliant, providing confidence to all JIWG stakeholders.

b. Reporting and Reviews:

1. Annual system audits and quarterly reports to JIWG leadership.
Submit comprehensive audit reports and quarterly performance and security updates to JIWG leadership annually. This ensures that the system's status is regularly communicated and that any required adjustments are made proactively.

10. Staffing Plan

The staffing plan outlines the required personnel, roles, responsibilities, and the respective agencies or organizations contributing to the proposal's success. This section includes the leadership, technical roles, and third-party involvement necessary to deliver a functional and efficient interoperability testing infrastructure.

10.1 Core Leadership

The core leadership will ensure strategic alignment with the JIWG's mission and oversee the technical and policy direction of the Interoperability Testing Infrastructure.

10.1.1 Strategic Leadership and Oversight

The Leadership and Oversight ensure strategic direction, alignment with the Financial Data Transparency Act (FDTA), and coordination between participating agencies.

- a. **Agency:** Government (Treasury, FDIC, SEC, Federal Reserve)
- b. **Staffing Requirement:** 3 FTEs
- c. **Qualification:**
 1. Senior agency officials with knowledge of financial systems, regulatory compliance, and interagency collaboration.
 2. Experience in leadership roles, focusing on ensuring alignment with the Financial Data Transparency Act.

10.1.2 Technical Leadership and Infrastructure Oversight

Overseeing the design, setup, and continuous management of the Interoperability Testing Environment, ensuring it aligns with the objectives of the JIWG.

- a. **Agency:** DIDO Solutions
- b. **Staffing Requirement:** 2-3 FTEs
- c. **Qualification:**
 - 1. Experts in decentralized/distributed systems, dynamic testing environments, and infrastructure setup.
 - 2. Experience in managing large-scale testing environments and ensuring system interoperability.

10.2 Ecosystem and Domain Specialists

Ecosystem and Domain Specialists play a pivotal role in ensuring that technical and operational tasks are carried out effectively across the different layers of the testing infrastructure. These individuals are experts in specific technical domains or functional areas and are tasked with supporting interoperability testing, validating system components, and ensuring compliance with financial regulations.

10.2.1 Ecosystem Specialists

Specializing in various financial systems' ecosystems will work with multiple agencies to ensure their node types and networks are represented in the testing infrastructure.

- a. **Agency:** Government (FDIC, Federal Reserve, NCUA)
- b. **Staffing Requirement:** 3-4 FTEs
- c. **Qualification:**
 - 1. Subject matter experts on specific agency ecosystems such as financial reporting systems, cross-border transactions, or anti-money laundering systems.
 - 2. Ability to contribute to the node type definitions and ensure these ecosystems are adequately tested for compliance and interoperability.

10.2.2 Domain Specialists

Provide deep technical knowledge and insight into domain-specific areas such as API design, data exchange protocols, and encryption standards.

- a. **Agency:** DIDO Solutions
- b. **Staffing Requirement:** 2-3 FTEs
- c. **Qualification:**
 - 1. Technical experts in application programming interfaces (APIs), data exchange protocols, and cross-system communication.
 - 2. Expertise in specific domains like scalability, elasticity, and performance testing within financial systems.

10.3 Administrative and Technical Support

The Administrative and Technical Support team provides critical backbone services that ensure smooth project execution, including managing communications, tracking project progress, and maintaining the testing infrastructure. These roles are essential for day-to-day operations, ensuring that all administrative tasks, document handling, technical setups, and troubleshooting are carried out effectively.

10.3.1 Administrative Support

Supporting project coordination, documentation, and communication across agencies and between agencies and DIDO Solutions.

- a. **Agency:** Government
- b. **Staffing Requirement:** 1 FTE
- c. **Qualification:**
 - 1. Administrative experience in managing interagency collaboration, documentation, and record-keeping.
 - 2. Skilled in scheduling meetings, coordinating between multiple stakeholders, and maintaining project documents.

10.3.2 Technical Support

Provides day-to-day technical support for infrastructure tools, managing bug-tracking systems, and assisting with system updates and test setups.

- a. **Agency:** DIDO Solutions
- b. **Staffing Requirement:** 2 FTEs
- c. **Qualification:**
 - 1. Technical background in infrastructure management, experience with dynamic testing tools and bug-tracking systems.
 - 2. Familiarity with distributed systems, virtualization platforms, and continuous monitoring solutions.

10.4 DIDO Solutions Role

DIDO Solutions is key in delivering the technical infrastructure and expertise needed for the testing environment's success. The team will manage the technical aspects of developing, maintaining, and scaling the interoperability infrastructure. This includes overseeing the setup of the testing tools, managing the automated systems, and ensuring all systems align with the defined financial system standards and requirements.

10.4.1 Test Environment Engineers

Implementing, managing, and expanding the node-based network testing environment, ensuring its readiness for continuous and diverse testing.

- a. **Agency:** DIDO Solutions

- b. **Staffing Requirement:** 2-3 FTEs
- c. **Qualification:**
 - 1. Software engineers experienced in virtualized environments, dynamic testing, and systems integration.
 - 2. Specialization in creating test scenarios and performance testing setups for financial systems.

10.4.2 System Integration and Automation Specialists

Ensuring automation tools for continuous monitoring, static analysis, and version control are properly implemented and maintained.

- a. **Agency:** DIDO Solutions
- b. **Staffing Requirement:** 2 FTEs
- c. **Qualification:**
 - 1. Experts in automation systems for large-scale testing environments, with experience in static and dynamic analysis.
 - 2. Familiarity with version-controlled repositories, automation pipelines, and continuous testing.

10.5 Third-Party Expertise and Support

Third-party expertise is critical in ensuring the success of Proposal 2, particularly in areas requiring specialized knowledge, existing infrastructure, or tools outside of DIDO Solutions or government agencies' current capabilities. These third-party contributors will include domain experts, vendors, and contractors who provide specialized technologies or solutions to develop financial ontologies, implement node networks, and simulate real-world financial systems.

10.5.1 Financial Domain Subject Matter Experts (SMEs)

Provide domain-specific expertise, tools, and guidance in creating ontologies or validating system-specific financial services.

- a. **Agency:** Third-Party Providers
- b. **Staffing Requirement:** 2 FTEs
- c. **Qualification:**
 - 1. External experts in financial domain tools and processes.
 - 2. Experience in contributing ontologies and rules for financial system validation.

10.5.2 Technology and Product Integration Specialists

Ensure seamless integration of third-party technologies, including existing financial platforms or tools, into the node network and test environment.

- a. **Agency:** Third-Party Providers
- b. **Staffing Requirement:** 2 FTEs
- c. **Qualification:**

1. Experts with extensive experience in integrating third-party technologies into complex testing environments.
2. Familiarity with financial systems and regulatory compliance frameworks.

10.5.3 Data Security and Compliance Auditors

Conduct third-party security audits to ensure compliance with financial regulations and industry standards, contributing independent validation and certification.

- a. **Agency:** Third-Party Providers
- b. **Staffing Requirement:** 1-2 FTEs
- c. **Qualification:**
 1. Certified data security and compliance professionals, particularly in financial systems.
 2. Expertise in regulatory auditing processes, focusing on FDIA and related financial standards.

10.6 Summary

10.6.1 Total Full-Time Equivalent (FTE) Summary

Implementing Recommendation 2 (Developing Interoperability Testing Infrastructure) requires a structured staffing plan. This plan accounts for government agency personnel, Dido Solutions team members, and third-party providers, ensuring collaboration in policy oversight, technical execution, and financial system integration.

Total FTE Breakdown:

- **Government Roles:** 10 FTEs
- **Dido Solutions Roles:** 7 FTEs
- **Third-Party Providers:** 5 FTEs
- **Total FTE:** 22 FTEs

10.6.2 Government Roles (10 FTEs)

These roles focus on policy oversight, subject matter expertise, and cross-agency collaboration to ensure the success of the Interoperability Testing Infrastructure. They provide essential leadership, regulatory insights, and technical and operational initiatives support.

- a. **Strategic Leadership and Oversight (3 FTEs)**
 1. **Responsibility:** Leading efforts to align testing infrastructure with the Financial Data Transparency Act's objectives.
 2. **Agency:** Treasury, FDIC, SEC
 3. **Staffing Requirement:** 3 FTEs

4. **Qualifications:** Senior agency officials with deep financial systems, regulations, and cross-agency collaboration knowledge.
- b. **Policy and Regulatory Advisors (2 FTEs)**
 1. **Responsibility:** Providing expertise on regulatory compliance and policy alignment throughout the development of the testing infrastructure.
 2. **Agency:** Federal Reserve, FDIC
 3. **Staffing Requirement:** 2 FTEs
 4. **Qualifications:** Experts in financial regulations, data privacy laws, and FDTA.
- c. **Ecosystem and Domain Liaisons (3 FTEs)**
 1. **Responsibility:** Coordinating across Ecosystem and Domain Cols to ensure testing scenarios align with agency-specific needs.
 2. **Agency:** CFPB, FHFA, CFTC
 3. **Staffing Requirement:** 3 FTEs
 4. **Qualifications:** Agency leads with experience in financial technology integration and cross-agency interoperability.
- d. **Legal and Compliance Officers (2 FTEs)**
 1. **Responsibility:** Ensuring legal and compliance requirements, including data-sharing agreements and interagency contracts, are fully implemented.
 2. **Agency:** FDIC, OCC
 3. **Staffing Requirement:** 2 FTEs
 4. **Qualifications:** Legal experts with experience in federal financial law and interagency agreements.

10.6.3 Dido Solutions Roles (7 FTEs)

Dido Solutions provides the technical leadership and infrastructure management necessary to develop, maintain, and test the Interoperability Testing Infrastructure, focusing on ensuring security, performance, and system interoperability.

- a. **Technical Leadership and Infrastructure Oversight (2 FTEs)**
 1. **Responsibility:** Overseeing the design and management of the testing infrastructure, including dynamic testing nodes and automation tools.
 2. **Agency:** Dido Solutions
 3. **Staffing Requirement:** 2 FTEs
 4. **Qualifications:** Experts in decentralized systems, infrastructure management, and dynamic testing environments.
- b. **System Integration Specialists (2 FTEs)**
 1. **Responsibility:** Ensuring the seamless integration of external financial systems and platforms into the testing environment.
 2. **Agency:** Dido Solutions
 3. **Staffing Requirement:** 2 FTEs
 4. **Qualifications:** Skilled in system interoperability, API integration, and cross-platform compatibility.

c. **QA Engineers and Analysts (2 FTEs)**

1. **Responsibility:** Overseeing testing, validation, and verification processes, including performance and compliance testing.
2. **Agency:** Dido Solutions
3. **Staffing Requirement:** 2 FTEs
4. **Qualifications:** Expertise in QA processes, performance testing, and financial system compliance.

d. **Project Coordinator (1 FTE)**

1. **Responsibility:** Managing timelines, reporting milestones, and coordinating between Dido Solutions, agencies, and third parties.
2. **Agency:** Dido Solutions
3. **Staffing Requirement:** 1 FTE
4. **Qualifications:** Experience in project management and interagency coordination.

10.6.4 Third-Party Providers (5 FTEs)

Third-party providers support specialized aspects of the system, such as domain-specific expertise and financial service simulations.

a. **Third-Party Domain Experts (3 FTEs)**

1. **Responsibility:** Providing domain-specific financial services and ontology development to support the testing infrastructure.
2. **Agency:** Third-party providers
3. **Staffing Requirement:** 3 FTEs
4. **Qualifications:** Financial domain services, ontology development, and financial data systems experts.

b. **Financial Infrastructure Integration (2 FTEs)**

1. **Responsibility:** Simulating existing financial infrastructure and supporting its integration into the virtual node networks.
2. **Agency:** Third-party providers
3. **Staffing Requirement:** 2 FTEs
4. **Qualifications:** Experts in finance infrastructure emulation, simulation, and testing.

10.6.5 Conclusion

This staffing plan ensures the right combination of government oversight, technical leadership, and domain expertise to implement the Interoperability Testing Infrastructure successfully. The collaboration between government agencies, Dido Solutions, and third-party providers ensures the system is robust, secure, and aligned with regulatory and financial standards.

11. Cost Estimate and Resource Allocation

11.1 Overview

The Cost Estimate and Resource Allocation section provides a detailed breakdown of the financial resources necessary to implement the JIWG's Interoperability Testing Infrastructure. This proposal includes establishing the testing infrastructure, setting up dynamic node networks, developing financial system ontologies, and conducting extensive performance and interoperability testing across agencies. The cost estimate ensures transparency, outlines the distribution of resources between government agencies, Dido Solutions, and third-party vendors, and allocates funds for personnel, infrastructure setup, and ongoing operational expenses.

This section provides a comprehensive financial roadmap that aligns with the project's goals and timelines. It details the projected costs across all phases of the proposal, covering setup, maintenance, testing, and continuous infrastructure improvement. This ensures that short-term and long-term objectives are met within the allocated budget.

11.2 Direct Labor Costs

11.2.1 Government Labor Costs (10 FTEs)

Government personnel will oversee strategic direction, regulatory compliance, and cross-agency collaboration throughout the testing infrastructure setup and execution. The total cost for government roles is calculated based on salary and overhead for senior officials and subject matter experts.

- a. **Strategic Leadership and Oversight (3 FTEs):** \$800,000
- b. **Policy and Regulatory Advisors (2 FTEs):** \$500,000
- c. **Ecosystem and Domain Liaisons (3 FTEs):** \$600,000
- d. **Legal and Compliance Officers (2 FTEs):** \$400,000

Total Government Labor Cost: \$2,300,000

11.2.2 Dido Solutions Labor Costs (7 FTEs)

Dido Solutions personnel will design and manage the testing infrastructure, ensure automation and system integration, and oversee quality assurance and validation processes.

- a. **Technical Leadership and Infrastructure Oversight (2 FTEs):** \$450,000
- b. **System Integration Specialists (2 FTEs):** \$350,000
- c. **QA Engineers and Analysts (2 FTEs):** \$300,000
- d. **Project Coordinator (1 FTE):** \$150,000

Total Dido Solutions Labor Cost: \$1,250,000

11.2.3 Third-Party Labor Costs (5 FTEs)

Third-party providers will support domain-specific expertise, technology integration, and financial system simulations.

- a. **Third-Party Domain Experts (3 FTEs):** \$450,000
- b. **Financial Infrastructure Integration Specialists (2 FTEs):** \$350,000

Total Third-Party Labor Cost: \$800,000

11.3 Infrastructure and Tools

11.3.1 Infrastructure Setup Costs

Initial setup of the dynamic testing environment, including cloud-based node infrastructure, automation tools, and repository management, will incur significant upfront costs. The ongoing maintenance will be reduced in subsequent years but still require continuous updates.

- a. **Node Network and Infrastructure Setup:** \$1,200,000
- b. **Automation and Static Analysis Tools:** \$500,000
- c. **Repository Setup and Bug Tracking Systems:** \$200,000

Total Infrastructure Setup Cost: \$1,900,000

11.4 Ongoing Maintenance and Support

This covers the ongoing infrastructure maintenance costs, periodic updates, and operational support across the node network and virtual environments.

- a. **Annual Maintenance of Testing Infrastructure:** \$600,000
- b. **Technical Support and Bug Tracking Maintenance:** \$300,000
- c. **System Updates and Automation Enhancements:** \$400,000

Total Ongoing Maintenance Cost: \$1,300,000

11.5 Third-Party Tools and Licensing

Certain third-party tools and licensing agreements will be required for financial simulations, security testing, and regulatory compliance in testing processes.

- a. **Third-Party Financial Simulations and Tools:** \$500,000
- b. **Security and Compliance Tools:** \$300,000

Total Third-Party Tools Cost: \$800,000

11.6 Summary

Total Full-Time Equivalent (FTE) Costs:

- a. **Government Roles:** \$2,300,000
- b. **Dido Solutions Roles:** \$1,250,000
- c. **Third-Party Providers:** \$800,000

Total Infrastructure and Tools:

- a. **Infrastructure Setup:** \$1,900,000
- b. **Ongoing Maintenance:** \$1,300,000
- c. **Third-Party Tools and Licensing:** \$800,000
- d. **Total Cost Estimate for Year 1:** \$8,350,000

11.7 Conclusion

The cost breakdown reflects the comprehensive effort required to develop and maintain the Interoperability Testing Infrastructure for financial systems. This budget ensures the testing infrastructure is fully operational and compliant with the Financial Data Transparency Act (FDTA) while supporting scalability and system improvements in subsequent years.

Recommendation 3: Distributed System Testing and Simulation Metrics

1. Overview

Recommendation 3 outlines essential metrics for evaluating financial systems' performance, efficiency, and reliability as they transition to decentralized and distributed models. The recommendation emphasizes the importance of testing these systems to meet necessary performance standards while maintaining scalability, security, and reliability across various platforms and configurations. The metrics cover several key areas:

1. **Speed:** Measures how efficiently the system processes and responds to requests. Key metrics include response time, resource utilization, throughput, and scalability.
2. **Storage:** Focuses on the system's ability to manage and retrieve data effectively. Important metrics include scalability, capacity utilization, data durability, and fault tolerance.
3. **Stability:** Evaluate the system's reliability and ability to perform consistently without failure. Metrics like Mean Time Between Failures (MTBF), failure rate, and service interruptions are used to gauge stability.
4. **Security:** Assesses the system's ability to defend against vulnerabilities, breaches, and attacks. Key metrics include vulnerability detection, patch management efficiency, and encryption coverage.

Energy measures the system's power consumption and efficiency. This is particularly important for decentralized nodes running on different hardware types.

Through these metrics, Recommendation 3 aims to ensure that decentralized financial systems can operate efficiently, securely, and at scale, providing the necessary infrastructure for robust financial data transparency and interoperability.

2. Speed

Speed encompasses the system's overall efficiency in processing and responding to requests, which ensures that financial transactions are handled promptly without bottlenecks. This includes response times, resource utilization, and capacity handling to maintain optimal performance.

a. Standards

1. **ISO/IEC 25010:2011** - Focuses on-time behavior, resource utilization, and system performance.
2. **ISO/IEC 25023:2016** - Provides specific metrics for evaluating performance efficiency, including speed.

b. Testing Environment Key Metrics

1. **Response Time**: Time to respond to user/system requests.
2. **Resource Utilization**: Impact of resource consumption on overall speed.
3. **Concurrency Level**: Ability to handle simultaneous requests without delays.
4. **Peak Load Handling**: System performance when handling maximum load.
5. **Scalability**: Speed retention or improvement as workload increases.
6. **Capacity**: Maximum system workload before performance degrades.
7. **Efficiency Ratio**: Ratio of useful work output to the resources utilized.

c. API Key Metrics

The API should supply some metrics since they can't be provided via external testing:

1. **Processing Time**: Total time to complete specific tasks.
2. **Throughput**: Transactions processed per unit of time.
3. **Turnaround Time**: Total time from task initiation to completion.
4. **Load Time**: Time taken for the system to become ready post-initiation.

d. **Speed in Decentralized Systems**

Maintaining high-speed performance across various nodes with differing versions and resource capabilities is crucial in decentralized systems. The system must ensure that nodes processing financial transactions, regardless of platform or configuration, can do so rapidly to avoid bottlenecks. Cross-version testing is essential to maintain speed, mainly when newer nodes operate at higher performance levels than older ones, preventing transaction delays across the network.

- **Example:** Speed is vital for processing stock orders in milliseconds in a high-frequency trading platform. Performance testing ensures all nodes, from data centers to mobile devices, can handle trade execution requests without introducing latency. Efficient speed management guarantees that financial transactions are processed instantly to capitalize on price movements without delays.

2.1 Latency

Latency measures the time delay between a request initiation and the beginning of data transfer. Cross-version testing focuses on minimizing latency to ensure a smooth user experience across all nodes.

a. **Standards**

1. **ISO/IEC 25010:2011** - Defines time behavior characteristics relevant for measuring latency.
2. **RFC 4689** - Defines service quality metrics, including latency in network environments.

b. **Key Metrics**

1. **Round-trip Time (RTT):** Measures the total time for a signal to travel to a destination and back.
2. **Time to First Byte (TTFB):** Measures the delay between sending a request and receiving the first byte of data.

c. **Latency in Decentralized Systems**

Latency is crucial in decentralized systems where nodes are distributed across various locations and platforms. Even small increases in latency can cause delays in data transfer or transaction processing, compromising system performance, particularly in financial systems. Cross-version testing ensures that nodes operating on older versions do not introduce excessive latency that could disrupt workflows or lead to transaction delays.

- **Example:** In a global financial trading platform, latency testing ensures that transactions initiated in one part of the world are quickly processed and verified across distributed nodes without delay. Reducing **Round-trip Time (RTT)** provides a seamless trading experience, where milliseconds can significantly impact trade execution and market fluctuations.

2.2 Throughput

Throughput refers to how many transactions or data units are processed per unit of time, which is especially important for systems under load.

a. Standards

1. **ISO/IEC 14756** - Defines methods to measure throughput in software performance.
2. **ISO/IEC 25023:2016** - Provides specific metrics related to performance efficiency, including throughput.

b. Key Metrics

1. **Requests per Second (RPS)**: Measures how many requests the system can handle within a second.
2. **Transactions per Second (TPS)**: Measures the number of transactions a system can process in one second, essential in high-volume financial systems.

c. Throughput in Decentralized Systems:

In decentralized systems, throughput is significant because multiple nodes may need to process transactions or data units simultaneously. A high-throughput system ensures that nodes continue to operate efficiently without bottlenecks as demand increases, such as during peak financial trading hours. Cross-version testing is critical to ensure that nodes operating different software versions can handle and contribute to the system's overall throughput without degradation in performance.

- **Example:** In a cryptocurrency network, **Transactions per Second (TPS)** is a crucial metric for ensuring the system can handle high volumes of trades and payments across distributed nodes. During high-demand periods, such as when market volatility spikes, testing ensures that the decentralized system can maintain optimal throughput, enabling all nodes to process transactions without delays or failures.

2.3 Recommended Graphics

For the speed metric, the best graphic to use is the bullet graphic. This graphic is excellent because it shows the quartile of the other systems being tested, the average of the systems, the value of the system, and the target value.

[SEE APPENDIX L BULLET GRAPHIC](#)

3. Storage

Storage resources are the system's capacity to store, manage, and retrieve data effectively. In decentralized and distributed financial systems, storage is crucial for maintaining data integrity, accessibility, and scalability across diverse nodes. As data volumes grow, systems must efficiently handle storage, ensuring fast access and fault tolerance while maintaining security and stability. Proper storage management impacts overall system performance, especially in

environments that require constant, secure, and reliable data exchange across multiple platforms and versions.

a. Standards

1. **ISO/IEC 27040:2015:** Guidelines on storage security for protecting information in storage infrastructures.
2. **ISO/IEC 14721:2012 (OAIS):** References model for ensuring long-term storage and preservation of digital information.
3. **ISO/IEC 25010:2011:** Defines storage efficiency characteristics related to capacity, scalability, and resource utilization.

b. Key Metrics

1. **Storage Scalability** Measures the system's ability to seamlessly scale storage capacity as data volume grows without impacting performance or availability.
2. **Storage Capacity Utilization:** Assesses the percentage of total available storage currently in use, helping optimize storage allocation.
3. **Data Durability** indicates the system's ability to preserve data integrity over time, ensuring no data is lost or corrupted.
4. **Replication Factor:** Represents the number of copies of data stored across different nodes or locations for fault tolerance and data availability.
5. **Data Consistency Level:** This ensures that all nodes in the system reflect the same version of data at any point in time, which is essential for maintaining reliable financial records.
6. **Fault Tolerance Level:** Evaluate the system's ability to continue functioning in case of hardware, software, or network failures.
7. **Storage Efficiency:** Measures how effectively the system uses storage resources, balancing redundancy with capacity optimization.
8. **Access Latency:** Time it takes to retrieve or store data, ensuring efficient data access across diverse nodes.
9. **I/O Throughput:** The rate at which input/output operations are processed by the storage system, reflecting the system's ability to handle multiple transactions concurrently.
10. **Storage Tiering:** The ability of the system to manage different storage levels (e.g., hot/cold data) to optimize performance and resource allocation.

c. Storage in Decentralized Systems

1. **Storage Scalability** is crucial in decentralized financial systems to accommodate growing transaction volumes and data while maintaining system performance.
 - **Example:** In global payment systems, storage must scale seamlessly to avoid bottlenecks as transaction volumes increase.
2. **Cryptocurrency platforms** rely on Replication Factors to ensure data durability and fault tolerance.
 - Example: Bitcoin replicates transaction data across thousands of nodes to guarantee durability and integrity.

3. **Data Consistency** across decentralized exchanges is vital for preventing discrepancies in trade data.
 - Example: Decentralized trading platforms ensure consistent order books across all nodes, preventing trade data discrepancies.
4. **Access Latency and I/O Throughput** are critical for rapid data retrieval and storage in high-frequency trading.
 - Example: To ensure fair market operations, decentralized trading platforms must retrieve and update real-time order books across distributed nodes without delay.
5. **Decentralized Cloud Storage** solutions rely on Fault Tolerance Levels to ensure continuous operation despite node failures.
 - Example: Platforms like Filecoin ensure data replication across nodes to maintain availability even during node outages.
6. **Storage Utilization Efficiency** ensures optimal data storage and resource use.
 - Example: Ethereum nodes must store the entire blockchain while optimizing storage to ensure system efficiency.

3.1 Memory Resources

Memory Resources refer to the system's capacity to manage temporary data storage (RAM) during operations. Proper memory management is essential to avoid slowdowns and crashes in heterogeneous systems, mainly when nodes handle varying workloads.

a. Standards

1. **ISO/IEC 14764**: Maintenance process, including memory efficiency.
2. **IEEE 14776**: Memory storage and performance testing.

b. Key Metrics

1. **Memory Utilization (%)**: Measures the proportion of memory used during operation.
2. **Peak Memory Usage**: Monitors maximum memory consumption during intensive tasks.
3. **Memory Leaks**: Detects inefficient memory management, leading to gradual performance degradation.

c. Memory in Decentralized Systems:

In decentralized systems, nodes operate independently and process large amounts of data concurrently, which can result in varied memory demands. Memory resources must be carefully optimized to prevent depletion, especially during high-load conditions, ensuring stable system performance.

- **Example**: In a decentralized trading platform, peak trading times could limit memory usage. Testing ensures that the platform's memory resources handle this peak usage without memory leaks or slowdowns, maintaining real-time transaction speeds.

3.2 CPU Resources

CPU Resources refer to how effectively the system processes instructions. In decentralized financial systems, balancing CPU utilization ensures no bottlenecks during high computation tasks across diverse nodes.

a. Standards

1. **ISO/IEC 15939**: Measurement of CPU performance and utilization.
2. **IEEE 2413**: Standard for architecture frameworks focusing on processing efficiency.

b. Key Metrics

1. **CPU Utilization (%)**: Measures active CPU time versus idle time.
2. **CPU Load**: Indicates processing demand on the system.
3. **Instructions Per Second (IPS)**: Tracks system processing capability.

c. CPU in Decentralized Systems:

In decentralized systems, various nodes may have different processing capabilities, making CPU efficiency crucial. Proper load balancing ensures no node is overwhelmed, preventing delays in processing transactions or handling complex tasks. In financial systems, where transactions must be processed in real-time, CPU resources significantly maintain overall system stability and speed.

- **Example**: In a decentralized cryptocurrency trading network, CPU resource allocation ensures that nodes can handle the computational demands even during spikes in trading volume without causing transaction delays or failures. Testing ensures that all nodes, regardless of CPU power, maintain performance, ensuring smooth system operation under heavy load.

3.3 Recommended Graphics

For the storage metric the best graphics to use are:

- **Stacked Bar Chart**: The stacked bar chart will be good for the Storage Capacity Utilization of the system because a stacked bar chart can show the proportion of used vs. available storage across different nodes or over time.

[SEE APPENDIX O](#)

- **Line Graph**: The Line chart will be good for the metrics: Storage Scalability, Data Durability Over Time because line graphs are excellent for showing trends over time or under varying conditions.

[SEE APPENDIX M](#)

- **Heat Maps**: The heat map will be good for the metrics: Storage Efficiency, Data Durability because heat maps can display data intensity or utilization levels across different nodes or storage units.

https://d3-graph-gallery.com/graph/heatmap_style.html

- **Pie Charts:** The pie chart will be good for the metric Replication Factor Distribution because pie charts can show the proportion of data copies across different locations.

<https://d3-graph-gallery.com/pie.html>

- **Bullet Charts:** Bullet charts will be good to display the five major submetrics for the storage metric

[SEE APPENDIX L BULLET GRAPHIC](#)

- **Radar (Spider) Charts:** Radar charts are great because they allow comparison of multiple storage metrics

[SEE APPENDIX K](#)

4 Stability

Stability measures the system's reliability, ensuring it performs consistently without crashes or failures. Stability is vital to maintaining continuous service across distributed nodes in decentralized financial systems.

a. Standards

1. **ISO/IEC 25010:** Specifies stability as part of software quality.
2. **IEEE 12207:** Systems and software engineering lifecycle stability.

b. Testing Environment Key Metrics

1. **Mean Time Between Failures (MTBF):** Average time between system failures during operation.
2. **Mean Time to Repair/Recovery (MTTR):** Time needed to restore full operation after a failure.
3. **Failure Rate:** Frequency of system errors or crashes within a given time frame.
4. **Service Interruptions Frequency:** Tracks unexpected service interruptions.
5. **Error Rate:** Frequency of errors during system operations.
6. **System Recovery Performance:** Evaluate the system's ability to recover from failures without data loss or corruption.
7. **Consistency of Operations:** Measures how consistently the system performs over time.
8. **Fault Tolerance Level:** Assesses the system's ability to maintain operations despite component failures.

c. API Key Metrics

The API should supply some metrics since they can't be provided via external testing:

1. **Data Integrity:** Ensures the accuracy and consistency of data over its lifecycle during system operations.
2. **Uptime Percentage:** Measures the percentage of time the system is operational and available.

d. **Stability in Decentralized Systems:**

In decentralized financial systems, stability ensures that all nodes can consistently process and handle transactions despite operating on different versions or platforms. Stability testing verifies the system's resilience against workload fluctuations, potential node failures, and network disruptions, ensuring continuous operation.

- **Example:** In decentralized stock trading systems, high stability ensures that trades are processed in real-time without system crashes or disruptions, even during periods of high market volatility or sudden influxes of transactions. Stability testing simulates real-world conditions to evaluate how the system handles spikes in demand and ensures nodes maintain reliability.
- **Example:** In an FDIC-insured banking system, stability ensures that deposit transactions across various financial institutions are processed and reconciled in real-time. Stability testing for such a system would simulate scenarios where individual bank nodes fail or experience network outages during a significant financial event, such as a bank run. The tests would confirm that deposits are accurately tracked, transaction data remains intact, and the overall system maintains high availability, ensuring consumer confidence and regulatory compliance under stress conditions.
- **Example:** In a disaster relief scenario managed by FEMA, stability in financial systems ensures that emergency funds and insurance claims are disbursed accurately and promptly across multiple institutions during a crisis. Stability testing would simulate natural disasters such as hurricanes or wildfires, causing spikes in transactions for emergency loans, disaster relief payouts, and insurance claims. These tests ensure that financial systems remain resilient and operational despite network disruptions or increased load, ensuring affected individuals receive necessary financial support without delay.

4.1 Scalability

Scalability refers to the system's ability to grow and handle increasing loads across nodes running different versions, ensuring that no single node becomes a bottleneck. It involves scaling vertically (adding resources to individual nodes) and horizontally (adding more nodes to the network).

a. **Standards**

3. **ISO/IEC 25010:2011** - Defines scalability characteristics under performance efficiency.
4. **NIST Cloud Computing Standards** - Provides guidelines for scalability in distributed systems.

b. **Key Metrics**

1. **Elasticity:** Measures how quickly and efficiently the system can scale up or down in response to demand.
2. **Horizontal Scalability:** The ability to add more nodes to handle increased load.
3. **Vertical Scalability:** Adding more resources (CPU, memory) to existing nodes.

4. **Peak Load Handling:** Tests the system's performance under maximum load without degradation.
 5. **Capacity:** Measures the maximum workload the system can handle before performance degrades.
- c. **Scalability in Decentralized Systems**
- In decentralized and distributed systems, scalability is particularly challenging because each node may run different software versions or be located across various infrastructure environments. Horizontal scalability is often preferred in these systems because it allows new nodes to be added to manage higher demand without affecting the overall system. Additionally, elasticity is key for ensuring systems can handle sudden spikes in transaction volume or user activity. Effective scalability in these systems ensures that no single node becomes a bottleneck, maintaining optimal performance.
- **Example:** In a decentralized payment processing network, scalability testing ensures that the system can efficiently add new nodes during periods of high demand, such as holiday shopping seasons. This prevents a situation where one overloaded node causes delays, ensuring all transactions are processed smoothly and on time. Horizontal scaling ensures the system can dynamically add new resources to accommodate more transactions.

4.2 Recommended Graphics

For the stability metric, the best graphics to use are:

- **Line Charts:** Line charts are great for **Failure Occurrence Rate, Error Rate Over Time** because line charts can effectively show trends and patterns in stability metrics over the testing period.

[SEE APPENDIX M](#)

- **Area Charts:** Area charts are great for **Service Availability Over Time** because Area charts can highlight the total "uptime" visually, emphasizing periods of unavailability.

<https://d3-graph-gallery.com/area>

- **Stacked Bar Charts:** Stacked Bar charts are great for **Transaction Success vs. Failure Rates** because they allow you to compare the proportion of successful and failed transactions in each test scenario.

[SEE APPENDIX O](#)

- **Event Associated Stacked Bar Charts:** Event Associated Stacked Area Charts are great for visualizing **Resource Utilization with Events** and **Efficiency Distribution Over Time with Events** because they demonstrate how different resources or efficiency levels contribute to overall stability, highlighting the effects of events like system upgrades or performance tests on stability.

[SEE APPENDIX N](#)

- **Box and Whisker Plots:** Box and whisker plots are great for **Consistency of Operations (e.g., response time variability)** because box plots can show the distribution, median, and variability of a dataset.
<https://d3-graph-gallery.com/boxplot>
- **Heat Maps:** Great for **Visualizing Stability Across Different Nodes or Components** because it can allow users to quickly identify components with frequent failures or errors.
https://d3-graph-gallery.com/graph/heatmap_style.html
- **Bullet Graphs:** Bullet charts will be good to display the five major submetrics for the storage metric

[SEE APPENDIX L BULLET GRAPHIC](#)

5. Security

Security testing ensures decentralized and distributed financial systems are protected from vulnerabilities, breaches, and potential cyberattacks. This involves testing systems against unauthorized access and data tampering and ensuring financial data's confidentiality, integrity, and availability. A comprehensive security approach includes proactive defenses, like vulnerability scanning and penetration testing, and reactive measures, like incident response and recovery.

a. Standards

1. **ISO/IEC 27001:2013** – Specifies requirements for establishing, implementing, maintaining, and improving information security management systems.
2. **ISO/IEC 15408 (Common Criteria)** – A framework for evaluating security functionality and assurance.
3. **OWASP Standards** – Provides best practices for web application security, addressing common vulnerabilities.
4. **NIST SP 800-53** – Provides security and privacy controls for federal information systems.

b. Testing Environment Key Metrics

1. **Number of Identified Vulnerabilities:** The total count of vulnerabilities discovered during testing.
2. **Severity of Vulnerabilities:** Classification of vulnerabilities (e.g., critical, high, medium, low).
3. **Vulnerability Density:** Number of vulnerabilities per unit size of software (e.g., per thousand lines of code).
4. **Patch Management Efficiency:** Percentage of vulnerabilities patched within a specific time frame.
5. **Number of Security Incidents:** Total number of breaches or incidents detected.

6. **Incident Severity Levels:** Classify incidents based on impact (e.g., critical, high, medium, low).
7. **Mean Time to Detect (MTTD):** Average time to identify a security breach.
8. **Mean Time to Respond (MTTR):** Average time to mitigate or recover from a security incident.
9. **Percentage of Systems Compliant with Security Policies:** Proportion of systems that adhere to defined security policies.
10. **Access Control Effectiveness:** Number of unauthorized access attempts successfully blocked.
11. **Encryption Coverage:** Percentage of encrypted data in transit and at rest.
12. **Security Training Participation:** Percentage of employees completing security awareness training.
13. **Compliance Audit Findings:** Number of non-conformities identified during security audits.
14. **Penetration Testing Results:** Number of exploitable vulnerabilities found and fixed.
15. **Security Policy Violation Rate:** Frequency of violations of security policies.
16. **Backup and Recovery Success Rate:** Percentage of successful backups and recoveries.
17. **Malware Detection Rate:** Number of malware incidents detected and resolved.
18. **Security Testing Coverage:** The extent to which security testing (e.g., code reviews and vulnerability assessments) covers system components.
19. **Third-Party Component Risks:** Number of vulnerabilities associated with third-party software or components.
20. **Security Configuration Compliance:** Percentage of systems configured according to security best practices (e.g., CIS Benchmarks).

c. Detection Mechanisms:

1. **Anomalous Traffic Detection:** Monitors for unusual network patterns, such as DDoS attacks or unauthorized access attempts.
2. **Port Scanning Detection:** Identifies attempts to scan for open ports, which could indicate reconnaissance for attacks.
3. **Unauthorized Access Attempts:** Counts failed login attempts or unauthorized access efforts, providing insight into security enforcement.
4. **Access Control Enforcement:** Tests the system's ability to enforce access permissions correctly.
5. **Vulnerabilities Detected:** Number and severity of vulnerabilities found through external scanning tools.
6. **Secure Communication Protocols:** This measure measures using secure communication protocols (e.g., HTTPS, TLS) to encrypt data in transit.
7. **Encryption Strength:** Evaluate the strength of encryption (e.g., TLS versions, key lengths).
8. **Intrusion Detection Effectiveness:** Assesses the system's ability to detect and log unauthorized activities.

9. **Denial-of-Service (DoS) Resilience:** Simulates DoS attacks to test how well the system maintains availability.
10. **Log Completeness and Accuracy:** Ensures security events are accurately logged for audit and forensics.
11. **Log Accessibility:** Ensures logs are accessible and easy to analyze for monitoring and security purposes.
12. **Timeliness of Updates:** Measures how quickly systems are updated with security patches.
13. **Default Credentials Usage:** Identifies services using default or common credentials that could be exploited.
14. **Open Ports and Services:** Monitors for unnecessary open ports or services that could be attacked at entry points.
15. **Sensitive Data Transmission:** Ensures sensitive data, like credentials, is not transmitted in plaintext.
16. **Password Policy Compliance:** Checks compliance with password complexity and rotation requirements.
17. **Account Lockout Mechanisms:** Evaluate if the system locks accounts after a specified number of failed login attempts.
18. **External Dependencies Assessment:** Evaluates risks related to third-party services or APIs.

d. Security in Decentralized Systems

Due to their multi-node architecture, decentralized and distributed financial systems add complexity to security. Each node, possibly running different software versions, must be tested to ensure secure communication and protection against service spoofing, man-in-the-middle (MitM) attacks, and other vulnerabilities.

- **Example:** In a globally distributed financial institution, security testing must ensure that communication between nodes across different platforms (e.g., Linux, Windows, cloud-based systems) is encrypted and secure, preventing unauthorized access or data tampering.
- **Example:** In a decentralized loan processing system, FDIC must ensure that all participant institutions' systems are secure against unauthorized access and that sensitive customer data (e.g., Social Security numbers and bank account details) is encrypted during transmission and storage. Penetration testing would simulate attacks to find potential vulnerabilities, while anomaly detection mechanisms would monitor for any unusual activity indicating security breaches.
- **Example:** FEMA may test a decentralized disaster relief payment network to protect sensitive information like Social Security numbers and banking details during data exchange between relief agencies and banks. Penetration testing would identify vulnerabilities, while intrusion detection ensures fraudulent claims or unauthorized access attempts are blocked.
- **Example:** Security testing on a decentralized financial clearing system could involve testing for vulnerabilities in the communication between member banks. Penetration testing would simulate attacks on interbank transfers. At the same

time, anomaly detection would monitor for unusual transaction patterns, helping to prevent fraud or tampering with critical financial operations like the Federal Reserve's Fedwire Funds Service.

- **Example:** Security testing could focus on the communication between the Treasury and the Internal Revenue Service (IRS) during the tax filing season. Penetration testing would simulate attacks attempting to alter or access sensitive taxpayer data. In contrast, encryption coverage testing ensures that taxpayer information is securely transmitted and stored, protecting sensitive financial records from cyberattacks.

5.1 Recommended Graphics

For the security metric, the best graphics to use are:

- **Stacked Bar Charts:** Stacked bar charts are great for metrics **Number of Vulnerabilities by Severity** and **Unauthorized Access Attempts** because these charts can display multiple categories (e.g., severity levels) side by side for easy comparison.

[SEE APPENDIX O](#)

- **Radar (Spider) Charts:** Overall Security Posture Across Multiple Metrics because it allows visualization of multiple security metrics on a single chart.

[SEE APPENDIX K](#)

- **Heat Maps:** Heat maps are great for **Vulnerability Distribution Across Systems or Modules** because heat maps can highlight areas with higher concentrations of vulnerabilities.

https://d3-graph-gallery.com/graph/heatmap_style.html

- **Line Charts:** Line charts are great for **Trends in Security Incidents Over Time** because line charts are effective for showing how metrics change over time.

[SEE APPENDIX M](#)

- **Risk Matrix:** Plotting Vulnerabilities Based on Likelihood and Impact because a risk matrix helps prioritize security issues.

<https://www.greenlight.guru/glossary/risk-matrix>

6. Energy

Energy focuses on the power consumption of system components. Efficiency is critical in decentralized systems, where nodes may operate on diverse hardware with different energy constraints (e.g., data centers vs. mobile devices).

a. Standards

1. **ISO/IEC 30134:** Defines metrics for power efficiency in IT equipment.
2. **IEEE 1680:** Standards for assessing energy performance.

b. Key Metrics

1. **Power Consumption (kWh):** Measures the total energy used by nodes.
2. **Power Efficiency (PE):** Efficiency of power usage relative to output.
3. **Thermal Output:** Energy loss through heat, affecting overall efficiency.
4. **Power Consumption Under Load:** Tests the power consumed when the system is subjected to varying workloads.
5. **Idle Power Consumption:** Measures power consumption when the system is on but not processing tasks.
6. **Energy Proportionality:** Ensures the system's energy use scales appropriately with workload changes.
7. **Projected Cost Over Time:** Estimates the future financial cost associated with energy consumption.
8. **Thermal Efficiency:** Measures the relationship between energy consumption and heat generation.

c. Energy in Decentralized Systems:

In decentralized systems, energy management becomes crucial since nodes may operate on devices with varying energy constraints, such as data centers, laptops, or mobile devices. Efficient energy utilization helps maintain node operations without unnecessary energy waste, ensuring sustainable system growth.

- **Example: Mobile Devices:** In decentralized payment systems, nodes running on resource-constrained devices (e.g., mobile phones) must be optimized for power efficiency to ensure continuous operation without excessive battery drain. Testing ensures these nodes can perform required tasks while minimizing energy consumption.
- **Example: Cryptocurrency Mining:** In blockchain-based cryptocurrencies, mining nodes can consume vast amounts of electricity due to the heavy computational requirements for processing transactions and securing the network. Energy-efficient mining protocols help reduce the environmental impact and maintain scalability.
- **Example: Data Centers:** Large data centers that support decentralized systems often have tremendous cooling requirements to offset the heat generated by high-density server racks. Testing must ensure that energy-efficient cooling systems and power optimization strategies are employed to lower costs and reduce energy waste.

6.1 Recommended Graphics

For the energy metrics the best graphics to use are:

- **Line Chart:** Line charts are excellent for **Power Consumption Over Time, Power Consumption Under Load, and Projected Cost Over Time** because they are ideal for showing changes and trends over time or across different conditions.

[SEE APPENDIX M](#)

- **Bar Chart:** Bar charts are great for **Power Efficiency (PE), Idle Power Consumption, and Thermal Output** because they allow for easy comparison between different categories or systems.

[SEE APPENDIX P](#)

- **Area Chart:** Area charts are great for **Power Consumption Over Time and Energy Consumption Over Time** because they emphasize the total or cumulative value over time, highlighting the magnitude of energy usage.

<https://d3-graph-gallery.com/area>

- **Event Associated Stacked Area Chart:** Event Associated Stacked Area Charts are great for tracking **Energy Consumption by Component with Events** and **Thermal Output by Component with Events** because they effectively display the distribution of energy use and heat generation across components while clearly marking key events that impact energy patterns.

[SEE APPENDIX N](#)

- **Scatter Plot:** Scatter plots are great for **Energy Proportionality, Thermal Efficiency, and Power Efficiency (PE) Relative to Output** because they illustrate the relationship between two quantitative variables, making it easy to identify correlations and trends.

<https://d3-graph-gallery.com/scatter.html>

- **Efficiency Curve:** Efficiency curves are great for **Energy Proportionality** because they compare actual performance against an ideal model, helping assess how closely the system's energy use scales with workload changes.

[Efficiency Curve Example](#)

7. Mission Statement

Recommendation 3: Distributed System Testing and Simulation Metrics aims to develop a comprehensive and dynamic testing framework that ensures the performance, scalability, and security of decentralized and distributed financial systems. This recommendation aims to enhance financial data transparency and interoperability by defining critical system metrics like speed, latency, storage capacity, and stability while incorporating robust security and energy efficiency standards.

By leveraging these metrics, the goal is to provide a reliable testing environment that simulates real-world financial operations across diverse platforms and configurations. The framework will be integral in assessing mission-critical systems, enabling financial institutions and regulatory bodies to validate performance, ensure compliance, and minimize risks across various decentralized nodes and networks. Ultimately, this recommendation supports the larger vision of creating a secure, scalable, and interoperable financial ecosystem where systems operate

seamlessly in alignment with the Financial Data Transparency Act (FDTA) and the evolving needs of modern financial infrastructure.

8. Draft Timeline

Note: This timeline is marked as Draft because it commits government resources beyond Dido Solutions' scope. It is based on lessons from similar interagency efforts, such as the IAWG and the Joint Interagency Working Group on Loan Loss Allowances.

Phase 1: Initial Planning and Infrastructure Setup (Months 1-6)

In this foundational phase, the project focuses on laying the strategic and operational groundwork for the Distributed System Testing and Simulation Metrics initiative. This phase includes organizing key stakeholders, defining core objectives, and evaluating technical resources to ensure a cohesive approach.

a. Tasks:

1. Define Mission and Objectives (Weeks 1-4):

A collaborative planning team of key government participants will be assembled to align goals across agencies. The primary goal is to create a mission statement and clear objectives that focus on developing a robust testing infrastructure for evaluating distributed systems. Regular review meetings will be established with stakeholders to ensure alignment and track progress.

- a. Establish a collaborative planning team with key government participants.
- b. Draft the mission statement, objectives, and scope for developing testing and simulation metrics.
- c. Set up monthly review meetings with stakeholders from agencies and other partners.

2. Identify Use Cases for Government Evaluation (Weeks 5-8):

This stage involves working directly with government agencies to identify critical financial systems and evaluation scenarios that will form the foundation of the testing framework. Use cases tailored to the unique needs of decentralized and distributed systems within government will be developed to ensure that testing aligns with real-world agency requirements.

- a. Work with government agencies to identify key financial systems and evaluate scenarios.
- b. Develop initial government-specific use cases for decentralized and distributed systems.

3. Review of COTS and GOTS Software for Visualization (Weeks 9-12):

A comprehensive evaluation of Commercial off-the-shelf (COTS) and Government off-the-shelf (GOTS) software will be conducted. This ensures that

the most suitable tools are selected for rendering system performance metrics and visualizing complex data across distributed nodes, supporting decision-making and analysis.

- a. Conduct a comprehensive evaluation of COTS (Commercial off-the-shelf) and GOTS (Government off-the-shelf) software options for rendering metrics and graphics for system performance.
- b. **Timeline:** 6 months
- c. **Integration:** Collaborate with Recommendations 1 and 2 teams to align on shared systems and approaches, including infrastructure and mission goals.

Phase 2: Metric Definition and Testing Framework (Months 7-12)

This phase focuses on identifying the key metrics that will drive the testing and evaluation of decentralized and distributed financial systems, building upon the foundational work established in Phase 1. The emphasis will be on creating a flexible yet comprehensive testing framework that accurately reflects real-world government scenarios, ensuring the system's performance, stability, and security are adequately assessed.

a. Tasks:

1. Define Key Metrics (Weeks 13-16):

The project will identify critical testing metrics such as speed, throughput, latency, stability, scalability, and security, all essential for decentralized and distributed financial systems. This step includes aligning these metrics with existing government standards to ensure they are consistent with the regulatory requirements and objectives defined in earlier recommendations. The metrics will provide a foundation for system evaluation and benchmarking.

- a. Identify and define critical testing metrics, such as speed, throughput, latency, stability, scalability, and security, based on decentralized and distributed systems.
- b. Ensure alignment with existing government standards, ensuring consistency with prior recommendations.

2. Develop Detailed Use Cases for Government Testing (Weeks 17-20):

Based on input from government agencies, this phase will focus on refining and finalizing use cases to ensure that the testing framework reflects real-world scenarios. These use cases will address key issues government agencies face, such as decentralized data exchange, financial system interoperability, and compliance with regulatory standards. The use cases will provide a practical context for testing system metrics and validating the framework's applicability to government needs.

- a. Finalize the use cases based on input from government agencies and integrate their needs into the testing framework.

- b. Ensure that metrics testing reflects real-world government agency scenarios for decentralized financial systems.

3. **Finalize Testing Framework (Weeks 21-24):**

In this final step of Phase 2, the team will develop a reusable testing framework that integrates the defined metrics and ensures seamless testing across various government systems. The framework will include methods for evaluating performance, stability, security, and energy efficiency in a distributed environment. It will also be designed to work with the visualization tools selected in Phase 1, enabling comprehensive and dynamic data analysis.

- a. Develop the reusable framework for testing system performance, stability, security, and energy efficiency across financial systems.
- b. Ensure metrics will be seamlessly visualized in the platform using the selected software from Phase 1.

b. **Timeline:** Second half of Year 1

c. **Integration:** Coordinate with ongoing system testing being developed in Recommendations 1 and 2, ensuring that performance and system metrics are consistent across projects.

Phase 3: Initial Testing and System Validation (Months 13-18)

This phase focuses on conducting the initial tests of decentralized and distributed financial systems using the metrics and framework established in the previous phases. The objective is to ensure the systems operate at optimal performance levels, especially under varying loads and conditions, while validating them against real-world government use cases.

a. **Tasks:**

1. **Conduct Initial System Tests (Weeks 25-30):**

Initial system tests will measure critical performance factors such as speed, stability, and storage capacity across decentralized nodes. The testing will focus on understanding how the system performs under different loads, including peak periods, and ensuring that decentralized nodes operate effectively in tandem. These tests will also incorporate the government-specific use cases identified earlier, ensuring the system's robustness in handling key governmental processes and financial operations.

- a. Start testing speed, stability, and storage capacity across decentralized nodes, ensuring performance under varying loads.
- b. Incorporate government-specific use cases into the testing process.

2. **Integration with Recommendations 1 & 2 (Weeks 31-36):**

This task will involve close collaboration with teams working on the Interoperability Testing Infrastructure (Recommendation 2) and the Financial Community of Interest (Recommendation 1). The goal is to integrate the system testing with broader efforts to create a cohesive infrastructure and community

framework. The team will share performance data, simulation results, and visualizations of the metrics gathered during testing for feedback and refinement, ensuring alignment with the overall objectives of the Financial Data Transparency Act (FDTA).

- a. Collaborate on performance validation between the interoperability testing infrastructure (Recommendation 2) and the community (Recommendation 1).
 - b. Share performance data, simulation results, and metrics visualizations for feedback.
- b. Timeline:** First half of Year 2
- c. Integration:** Joint reporting sessions with teams working on Recommendations 1 and 2 to coordinate feedback and adapt frameworks to any insights gained from interoperability testing.

Phase 4: Advanced Testing and Final Review (Months 19-24)

In this final phase, the focus shifts to advanced testing and the thorough review of the system's performance across all developed metrics and scenarios. The goal is to validate the testing framework, ensure all aspects of the system are optimized for live deployment, and incorporate any remaining feedback from government agencies and other stakeholders.

a. Tasks:

1. **Advanced Testing of Metrics Across Scenarios (Weeks 37-42):**

During this period, the system will undergo stress and load testing to evaluate its performance under extreme conditions. This phase will also include advanced security validation to ensure the system is protected against potential cyber threats and energy efficiency assessments to confirm that the decentralized and distributed nodes operate optimally without excessive energy consumption. Throughout the process, government feedback will be integrated into iterative updates to the testing scenarios, ensuring that the system remains aligned with real-world governmental requirements.

 - a. Perform stress and load testing, advanced security validation, and energy efficiency assessments.
 - b. Integrate government feedback into iterative updates to testing scenarios.
2. **System Integration and Review (Weeks 43-48):**
 - a. Conduct final reviews with government agencies and other stakeholders to ensure the framework is fully functional for live financial systems.
 - b. Validate the effectiveness of the visualization software for metrics and performance reporting.

- b. **Timeline:** Second half of Year 2
- c. **Integration:** Deliver final results to the teams responsible for Recommendations 1 and 2 to ensure alignment and collaboration for the final system rollout.

9. Staffing Plan

This staffing plan outlines the personnel required to develop, implement, and manage the Distributed System Testing and Simulation Metrics framework. It includes core leadership roles, specialized technical experts, administrative support, and third-party experts essential for the project's successful execution.

9.1 Core Leadership

The Core Leadership will set strategic direction, coordinate between government agencies and Dido Solutions, and ensure the project adheres to all regulatory requirements and stakeholder needs.

9.1.1 Strategic Leadership and Oversight

Oversees the initiative, ensuring alignment with government priorities, standards, and regulatory frameworks, including continuous stakeholder engagement.

- a. **Agency:** Government (Treasury, FDIC, SEC)
- b. **Staffing Requirement:** 2 FTEs
- c. **Qualifications:**
 - 1. Senior officials with experience in financial systems, regulations, and cross-agency collaboration.
 - 2. Strong leadership skills, with experience in overseeing complex multi-agency initiatives.

9.1.2 Technical Leadership and Metric Framework Oversight

Oversees the development of the testing and simulation metrics framework, ensuring the infrastructure aligns with decentralized and distributed systems' performance needs.

- a. **Agency:** Dido Solutions
- b. **Staffing Requirement:** 2 FTEs
- c. **Qualifications:**
 - 1. Experience with large-scale, decentralized/distributed system development.
 - 2. Expertise in developing and overseeing testing frameworks and metric evaluations.

9.2 Ecosystem and Domain Specialists

Ecosystem and Domain Specialists ensure the technical and operational aspects of the testing framework are developed according to industry standards and government-specific requirements.

9.2.1 Ecosystem Specialists

Collaborate with financial agencies to ensure the testing framework accurately reflects real-world ecosystems across decentralized financial systems.

- a. **Agency:** Government (Federal Reserve, FDIC, CFPB)
- b. **Staffing Requirement:** 3 FTEs
- c. **Qualifications:**
 - 1. Subject matter experts in financial services and regulatory environments.
 - 2. Expertise in decentralized financial platforms.

9.2.2 Domain Specialists

Define and implement testing metrics for critical speed, scalability, security, and storage across decentralized systems.

- a. **Agency:** Dido Solutions
- b. **Staffing Requirement:** 2 FTEs
- c. **Qualifications:**
 - 1. Technical specialists with deep expertise in system performance metrics.
 - 2. Proven experience in scaling decentralized systems and validating performance.

9.3 Administrative and Technical Support

This team ensures the smooth execution of day-to-day project activities and manages documentation, stakeholder communication, and infrastructure support.

9.3.1 Administrative Support

Manages scheduling, documentation, and project communications between government agencies and Dido Solutions.

- a. **Agency:** Government
- b. **Staffing Requirement:** 1 FTE
- c. **Qualifications:**
 - 1. We are experienced in coordinating large-scale interagency projects and document management.

9.3.2 Technical Support

Provides technical support for infrastructure setups, bug tracking, and system updates during the testing and simulation.

- a. **Agency:** Dido Solutions
- b. **Staffing Requirement:** 2 FTEs
- c. **Qualifications:**
 - 1. Technical expertise in dynamic testing tools, bug-tracking systems, and decentralized environments.

9.4 Dido Solutions Role

Dido Solutions will be critical in developing the infrastructure, managing technical integration, and validating the testing framework's performance across various financial systems.

9.4.1 Test Environment Engineers

Develop and maintain the node network infrastructure and ensure seamless testing environments for decentralized systems.

- a. **Agency:** Dido Solutions
- b. **Staffing Requirement:** 2 FTEs
- c. **Qualifications:**
 - 1. Software engineers with experience in building virtualized environments for distributed financial systems.

9.4.2 Systems Integration and Automation Specialists

Ensure the automated testing and reporting systems are fully functional, continuously integrated, and aligned with the project's performance and stability metrics.

- a. **Agency:** Dido Solutions
- b. **Staffing Requirement:** 2 FTEs
- c. **Qualifications:**
 - 1. Specialists in automation systems, continuous integration, and system testing.

9.5 Third-Party Expertise and Support

Third-party experts will contribute domain-specific expertise and support system integration through commercially available visualization, simulation, and financial systems integration software.

9.5.1 Financial Domain Subject Matter Experts (SMEs)

Provide expertise on financial services and assist in developing government-specific use cases for decentralized systems.

- a. **Agency:** Third-Party Providers
- b. **Staffing Requirement:** 2 FTEs
- c. **Qualifications:**
 - 1. External experts in decentralized financial systems, blockchain, and peer-to-peer platforms.

9.5.2 Graphics and Visualization Software Integration Specialists

Integrate Commercial off-the-shelf (COTS) and Government off-the-shelf (GOTS) software solutions for real-time metrics visualization across all phases.

- a. **Agency:** Third-Party Providers
- b. **Staffing Requirement:** 2 FTEs
- c. **Qualifications:**
 - 1. Experts in data visualization tools and systems integration, particularly in decentralized systems.

9.5.3 System Security Auditors

Conducted third-party security audits of the testing framework and ensured compliance with industry standards.

- a. **Agency:** Third-Party Providers
- b. **Staffing Requirement:** 1 FTE
- c. **Qualifications:**
 - 1. Security and compliance professionals with experience in decentralized financial systems and distributed architecture.

9.6 Summary

9.6.1 Total Full-Time Equivalent (FTE) Summary

The successful implementation of Recommendation 3 will require a diverse team of government personnel, Dido Solutions staff, and third-party experts to manage the development, execution, and evaluation of testing and simulation metrics.

Total FTE Breakdown:

- **Government Roles:** 7 FTEs
- **Dido Solutions Roles:** 8 FTEs

- **Third-Party Providers:** 5 FTEs
- **Total FTEs:** 20 FTEs

9.6.2 Conclusion

This staffing plan balances technical leadership, domain expertise, and administrative support to develop the Distributed System Testing and Simulation Metrics framework. Collaboration between the government, Dido Solutions, and third-party providers will ensure that the project is delivered on time, focusing on security, scalability, and performance across decentralized financial systems.

10. Cost Estimate and Resource Allocation

10.1 Overview

The cost estimate for Recommendation 3 includes all phases of development, from initial planning and infrastructure setup to advanced testing and final review. It also covers the staffing requirements outlined in the Staffing Plan, infrastructure needs, third-party services, and long-term operational costs. These estimates ensure that resources are allocated effectively to achieve the objectives of Recommendation 3, including the development of decentralized financial system testing metrics and real-time visualization tools.

10.2 Personnel Costs

Personnel costs account for staffing across government agencies, Dido Solutions, and third-party providers, as described in the Staffing Plan. These costs include salaries, benefits, and indirect costs related to hiring experts with specialized skills.

10.2.1 Government Personnel

- FTEs:** 7
- Estimated Cost per FTE (Annually):** \$150,000
- Total Government Personnel Cost (2 Years):** \$2.1M
This cost covers personnel involved in oversight, ecosystem and domain expertise, and administrative roles within the government.

10.2.2 Dido Solutions Personnel

- FTEs:** 8
- Estimated Cost per FTE (Annually):** \$200,000
- Total Dido Solutions Personnel Cost (2 Years):** \$3.2M
Dido Solutions personnel are responsible for technical leadership, test environment engineering, and system integration across decentralized systems.

10.2.3 Third-Party Providers

- a. FTEs: 5
- b. **Estimated Cost per FTE (Annually):** \$180,000
- c. **Total Third-Party Personnel Cost (2 Years):** \$1.8M
Third-party providers will supply expertise in financial services, security auditing, and visualization software integration.

Total Personnel Cost (2 Years):

\$2.1M (Government) + \$3.2M (Dido Solutions) + \$1.8M (Third-Party Providers) = **\$7.1M**

10.3 Infrastructure and Software Costs

This section includes the costs for setting up the testing infrastructure, acquiring necessary hardware and software tools, and integrating visualization and performance reporting platforms.

10.3.1 Infrastructure Setup (Servers, Networking, Cloud Services)

- a. Estimated Annual Cost: \$600,000
- b. **Total Infrastructure Cost (2 Years):** \$1.2M
This covers the hardware and cloud services needed to establish and maintain a decentralized and distributed system testing environment.

10.3.2 Software Licenses for Testing and Visualization

- a. **COTS/GOTS Software Licenses:** \$500,000 (One-Time)
This includes licenses for commercial and government-off-the-shelf software used for rendering metrics, graphical reporting, and system performance visualization.

10.3.3 Automation Tools for Continuous Testing

- a. **Estimated Cost for Automation Tools (One-Time):** \$400,000
Automation tools will ensure continuous system monitoring, testing, and reporting of performance metrics across decentralized nodes.

Total Infrastructure and Software Cost (2 Years):

\$1.2M (Infrastructure) + \$500,000 (Licenses) + \$400,000 (Automation) = **\$2.1M**

10.4 Third-Party Services

Third-party services include consulting, security audits, and specialized integration services to ensure the framework's compatibility with various financial platforms and decentralized systems.

10.4.1 Security Audits and Compliance Reviews

- a. **Estimated Cost per Year:** \$300,000
- b. **Total Cost for Security Audits (2 Years):** \$600,000
Regular security audits ensure the testing framework adheres to financial and regulatory standards, focusing on data security and system compliance.

10.4.2 Visualization Software Integration and Customization

- a. **Estimated One-Time Cost:** \$250,000
This includes integrating selected software for real-time metrics visualization and customization to suit the needs of government agencies and decentralized systems.

Total Third-Party Services Cost (2 Years):

\$600,000 (Audits) + \$250,000 (Software Integration) = **\$850,000**

10.5 Maintenance and Ongoing Operational Costs

These costs cover ongoing system maintenance, updates to the testing framework, and operational support throughout the project's lifecycle.

- a. **10.5.1 Ongoing Maintenance and Support**
- b. **Estimated Annual Cost:** \$400,000
- c. **Total Maintenance Cost (2 Years):** \$800,000
Maintenance costs include system updates, ongoing support, and bug fixes for the testing and simulation framework.

10.6 Total Cost Estimate for Recommendation 3 (2 Years)

- a. Personnel Costs: \$7.1M
- b. Infrastructure and Software Costs: \$2.1M
- c. Third-Party Services Costs: \$850,000
- d. Maintenance Costs: \$800,000
- e. Grand Total: \$10.85M

Document Appendices

The **Appendices Section** serves as an essential collection of draft governing documents, templates, and guidelines designed to support the implementation and governance of the **Interoperability Testing Infrastructure** within the framework of the Financial Data Transparency Act (FDTA). These appendices offer foundational resources for establishing and operating the Joint Interagency Working Group (JIWG), addressing technical and legal interoperability aspects in financial systems.

Note: *These draft governing documents are intended as a starting point rather than the final documents. These documents are expected to be edited and modified by the Government sponsors of the JIWG.*

The contents of the appendices include:

- **A. Draft Charter:** This document establishes the mission, scope, and structure of the JIWG, outlining roles, responsibilities, and decision-making processes.
- **B. Draft Bylaws:** These rules govern the internal operations of the JIWG, detailing procedures for meetings, voting, and membership.
- **C-E. Draft Interagency Agreements:** Templates for agreements between agencies to ensure collaboration, resource sharing, and legal compliance.
- **F. Draft Data Sharing Agreements:** Guidelines and templates for the secure data exchange between agencies, ensuring compliance with privacy laws and regulations.
- **G-H. Draft Non-Disclosure Agreements (NDAs):** Templates designed to ensure confidentiality in interagency communications and protect sensitive financial data.
- **I. Draft Mandated Policies and Procedures:** Outlines critical mandated policies that ensure compliance, accountability, and ethical standards for the Financial Transparency Act and Interoperability Col.

These appendices form a toolkit agencies can use to streamline the Interoperability Testing Infrastructure's setup, governance, and operations. They ensure the legal, technical, and administrative groundwork is laid out for the smooth functioning of the JIWG and related financial interoperability efforts.

A. Draft Charter

Charter

1. Purpose

The **Financial Transparency Act and Interoperability Community of Interest (Col)** is established as the **Ecosphere** to coordinate and govern efforts ensuring interoperability across financial systems in response to the **Financial Data Transparency Act** (Docket ID OCC-2024-0012). This Ecosphere Col aims to unite U.S. government agencies, financial institutions, and stakeholders to develop and maintain consistent standards for **Data, Technical, Semantic, Legal/Regulatory, and Validation/Verification Interoperability** in alignment with the Act.

2. Objectives

The objectives emphasize the need for unified standards to ensure compliance with the **Financial Data Transparency Act** and achieve interoperability across multiple U.S. Government Agencies. They promote transparency, accuracy, and quality in financial data reporting. Additionally, the Col is responsible for establishing global financial interoperability standards, overseeing the creation of **Ecosystem** and **Domain Communities of Interest**, and ensuring alignment with joint data standards across all financial stakeholders.

- a. Ensure compliance with the Financial Data Transparency Act by developing unified standards.
- b. Establish global standards for financial interoperability.
- c. Oversee the creation and governance of **Ecosystem** and **Domain Cols**.
- d. Align efforts with joint data standards across all stakeholders.

3. Governance Structure

The governance structure of the **Financial Transparency Act and Interoperability Col** ensures organized leadership and decision-making. Each role is designed to guide the Col's strategic direction and ensure compliance with the **Financial Data Transparency Act**. Key roles are defined to facilitate meetings, oversee progress, and manage the development of work products, ensuring effective collaboration among stakeholders.

- a. **Chair**: Leads the Col, ensures alignment with the Financial Data Transparency Act, and facilitates strategic decisions.
- b. **Vice Chair**: Assists the Chair and ensures continuity in meetings and decisions.
- c. **Board Members**: Represent key financial stakeholders, providing oversight and direction.
- d. **Secretary**: Documents meeting minutes, votes, and disseminates progress reports.
- e. **Members**: Contribute to discussions, voting, and the development of work products.

4. Decision-Making Process

The **decision-making process** in the Financial Transparency Act and Interoperability Col ensures democratic decision-making, with clear rules on quorum, voting requirements, and vote recording transparency.

- a. **Quorum: 51% of members must be present to vote, ensuring that** decisions represent a majority of the Col.
- b. **Voting:** Major decisions (such as adopting standards) require a majority vote, while charter amendments or significant regulatory changes require a two-thirds majority.
- c. **Recorded votes:** Votes are officially recorded to ensure transparency, accountability, and compliance with the Financial Data Transparency Act.

5. Work Product Approval Flow

The work product approval flow ensures that each product undergoes rigorous development, testing, and review before final adoption.

- a. **Beta:** Work products developed at the Domain Col level are labeled as **Beta** versions. At this stage, they undergo **validation** and preliminary **testing** to ensure compliance with initial requirements.
- b. **Alpha:** After validation, Beta products are reviewed by the Ecosystem Col and promoted to **Alpha** status. This phase involves more extensive verification and testing to ensure functionality and interoperability.
- c. **Final approval:** Once reviewed and approved by the Ecosphere Col, work products undergo final **testing** before being adopted as final versions for implementation across federal and state agencies.

6. Meeting Structure

The **meeting structure** ensures that discussions are organized, transparent, and productive, focusing on compliance with the Financial Data Transparency Act's goals.

- a. **Regular meetings:** Held monthly or quarterly to discuss progress and ensure compliance with the Act's objectives.
- b. **Agenda:** The agenda must be distributed in advance to ensure that topics related to financial data transparency and interoperability are addressed effectively.
- c. **Minutes and reporting:** Detailed minutes are recorded, reviewed, and approved at the meeting. Additionally, quarterly progress reports are submitted to federal regulators for transparency and accountability.

7. Amendments and Conflict Resolution

The **amendments and conflict resolution** process ensures that the Col remains adaptable and resolves disputes efficiently.

- a. **Amendments:** Any member may propose Charter amendments which must be submitted in writing at least two weeks before the next meeting. Amendments require a two-thirds majority vote of the quorum present for approval.
- b. **Conflict resolution:** The Chair will mediate disputes, with ad-hoc committees formed to address and resolve issues fairly and promptly.

8. Reporting

The **reporting structure** ensures transparency and accountability by keeping stakeholders and federal regulators informed of progress, compliance, and decisions.

- a. **Quarterly reports:** Summaries of key decisions, the status of work products, previous and future meeting schedules, conflicts and resolution, amendments, collaborations with other Cols, interactions with external financial institutions (domestic and global), and any budgetary issues or concerns are reported to federal regulators.
- b. **Annual review:** A comprehensive evaluation of the Col's effectiveness, alignment with the Act's requirements, collaborations with external entities, and any budgetary considerations is conducted annually to ensure progress and financial viability.

9. Membership

The membership structure ensures that a diverse range of stakeholders participate in the Col, contributing to its goals of financial interoperability and compliance with the Financial Data Transparency Act. Membership is tiered based on the level of involvement and type of organization.

- a. **Federal government members:** Stakeholders from U.S. federal regulatory and financial agencies responsible for overseeing compliance with national standards.
- b. **Contributing members:** State or foreign governments contributing to standards development and collaborating on global financial interoperability.
- c. **Influencing members are private** sector entities, such as financial institutions and industry leaders, influencing the direction of work products and decisions.
- d. **Academic members:** Scholars and researchers offering insights based on academic financial interoperability and innovation studies.
- e. **Admission:** The board admits new members by majority vote, ensuring representation from key financial institutions, regulatory bodies, and other stakeholders.

B. Draft By-Laws

By-Laws

The following sections provide an example of the governance procedures and structures that must be included in the official by-laws for a Community of Interest (Col). The Ecosphere Col would develop and approve these by-laws to ensure consistency and compliance across the structure.

Governance for Communities of Interest (Col) is structured to ensure organized, transparent, and democratic decision-making at all levels. Each Col has leadership, a clear procedural framework, and an accountable decision-making process, including voting, quorum requirements, and recording minutes.

1. Procedural Framework

Robert's Rules of Order would provide the procedural framework for conducting meetings, handling motions, voting, and approving minutes, ensuring that all actions are conducted democratically and transparently. Together, the by-laws and Robert's Rules ensure organized governance.

2. Key Roles in Col Governance

Effective governance within the **Community of Interest (Col)** requires clearly defined roles that facilitate decision-making, ensure accountability, and guide the strategic direction of the Col. Each role has specific responsibilities that contribute to the smooth operation of meetings, the development of work products, and the overall success of the Col. Below are the key roles within Col governance and their responsibilities, ensuring that the Col operates efficiently and democratically in alignment with its goals.

- a. **Chair:** The chair oversees Col meetings, ensures the agenda is followed and facilitates voting. In case of a tie, the chair has a casting vote.
- b. **Vice Chair:** Assists the Chair and presides over meetings in the Chair's absence.
- c. **Secretary:** Responsible for documenting meeting minutes, recording votes, and distributing approved minutes to members.
- d. **Board Members:** participate in discussions, contribute their expertise, vote on key decisions, and provide strategic direction. Their role is to represent their specific domain or area of expertise within the Col and ensure that the decisions made align with the goals of their respective organizations or communities.
- e. **Members:** All members have voting rights and are involved in discussions, decisions, and the development of work products.

3. Voting and Quorum

Voting is a fundamental process within the Community of Interest (Col), ensuring that decisions reflect the collective will of the members. For a vote to be valid, a quorum—defined as a minimum percentage of members—must be present to ensure broad participation. The voting process includes various actions such as adoption, rejection, or delay of proposals, with all votes carefully recorded for transparency. The Col maintains accountability and fairness in decision-making by establishing clear voting procedures.

- a. **Quorum:** A defined percentage (typically 51%) of members must be present for voting. This ensures that decisions represent a majority of the Col. Each vote shall be considered valid if a quorum is present.
- b. **Types of Actions:**
 1. **Adoption:** A majority vote is required to adopt a proposal, work product, or motion.
 2. **Rejection:** Members can vote to reject or delay a proposal for further discussion or revision.
 3. **Delay:** If the majority agrees, a proposal may be postponed to a later meeting.
- c. **Recorded Votes:** All votes must be recorded, noting the number of votes for, against, and abstentions, ensuring transparency and accountability in decision-making.
- d. **Voting Procedures:** Depending on the agreed-upon process for the specific Col, votes may be conducted in person, electronically, or by proxy.

4. Meeting Procedures

Effective meetings are essential for the smooth functioning of a **Community of Interest (Col)**. Meetings must follow standardized procedures to ensure transparency, accountability, and organization. This includes preparing and approving minutes, adhering to a pre-set agenda, and recording decisions. Regular and special meetings ensure ongoing progress, and documenting these meetings is critical for maintaining a clear and traceable history of the Col's actions and decisions.

- a. **Minutes:** All meetings must have recorded minutes, which capture the key discussions, motions, and decisions. Minutes are reviewed and formally approved at the beginning of the subsequent meeting.
- b. **Agenda:** The agenda must be distributed to all members before each meeting. With the chair's approval, new agenda items can be introduced.
- c. **Recorded Decisions:** Voting outcomes and other key decisions are officially recorded to maintain an accurate history of the group's actions.
- d. **Meeting Frequency:** Regular meetings will be held (monthly, quarterly, etc.), and special meetings can be called when necessary.

5. Conflict Resolution

Conflicts or disagreements may arise in any collaborative environment. A structured conflict resolution process is necessary to ensure that the Community of Interest (Col) remains

productive and unified. This involves mediation by the Chair and, if needed, forming an ad-hoc committee to resolve disputes. Additionally, an appeals process allows members who disagree with a decision to seek re-evaluation, ensuring that all voices are heard and that decisions are fairly reconsidered when appropriate.

- a. **Dispute Resolution:** In the event of a dispute or disagreement, the Chair will mediate discussions, and if necessary, an ad-hoc committee will be formed to address the issue and present solutions.
- b. **Appeals Process:** Members who disagree with a decision have the right to appeal, which requires the Col Board or appropriate subcommittee to re-evaluate the motion.

6. Amendment Process

The by-laws of a Community of Interest (Col) must remain flexible to adapt to evolving needs and circumstances. A formal amendment process is necessary to ensure that amendments are carefully considered and fairly implemented. This process allows members to propose changes, with sufficient notice provided to all members before discussion. For an amendment to be adopted, it must receive a two-thirds majority vote from the quorum present, ensuring that changes reflect the will of a significant portion of the Col.

- a. **Proposing Amendments:** Any member may propose an amendment to the by-laws. Proposals must be submitted in writing and distributed to all members at least two weeks before the next meeting.
- b. **Voting on Amendments:** Amendments require a two-thirds majority vote of the quorum present to be adopted.

7. Col Governance Reporting

To ensure transparency and accountability, each Col will regularly report its activities, decisions, and progress to the Ecosphere. This includes:

- a. **Quarterly Reports:** Summary of key decisions, work products, and ongoing projects.
- b. **Annual Review:** Comprehensive review of Col activities, including proposals, amendments, and governance adherence.

8. Membership Structure and Eligibility

Each Col should clearly define the eligibility criteria for membership. Membership may consist of individuals, organizations, or agencies directly involved in or impacted by the work of the Col.

- a. **Eligibility:** Membership eligibility is open to stakeholders with vested interests in the financial sector or interoperability standards.
- b. **Admission:** New members are admitted through a majority vote.

C. Draft Cooperative Agreement Ecosphere to Ecosystem

Cooperative Agreement

Between:

- **Ecosphere Col** (Governing Body)
- **Ecosystem Col** (e.g., **Financial Reporting Systems Ecosystem**)
- **Participant Agency/Organization 1**
- **Participant Agency/Organization 2**

In Support of:

The Financial Data Transparency Act Interoperability Effort

1. Introduction

This **Cooperative Agreement** outlines the cooperation between the **Ecosphere Col** and the **[Ecosystem Col]** under its governance. The participants listed above will collaborate within the defined Ecosystem Col framework to address specific challenges related to financial interoperability. These efforts align with the **Financial Data Transparency Act (FDTA)** and will be governed by the hierarchical structure established within the **Ecosphere Col**, as outlined in the [MOU/Charter].

2. Purpose

The purpose of this Agreement is to define collaboration within the Ecosystem Col, outlining the technical, governance, and interoperability of work efforts. The goal is to:

- a. Develop and standardize interoperability solutions that align with federal regulatory frameworks.
- b. Ensure that each Participant adheres to and supports the mission of the **Ecosphere Col** and **Ecosystem Col**.
- c. Facilitate data standardization, APIs, and secure exchange protocols across various financial systems and agencies.

3. Scope

This Agreement applies to all joint projects within the **Ecosystem Col**.

- a. Development of cross-platform APIs and data exchange standards.
- b. Maintenance of compliance standards as outlined in the **Ecosphere Col** governance.
- c. Ensuring cross-agency collaboration to meet the goals of the **Ecosystem Col**.

4. Roles and Responsibilities

4.1 Ecosphere Col Responsibilities

- a. Oversee and govern the creation of the **Ecosystem Col**.
- b. Provide technical guidelines, governance frameworks, and compliance requirements for the **Ecosystem Col**.

4.2 Ecosystem Col Responsibilities:

- a. Execute projects within the defined scope, such as developing specific financial reporting systems standards.
- b. Ensure alignment with the broader goals and policies of the **Ecosphere Col**.

4.3 Participant Agency/Organization Responsibilities:

- a. Contribute technical expertise in developing **work products** such as APIs, encryption standards, and data exchange protocols.
- b. Support testing and compliance certification efforts.

5. Governance

This **Ecosystem Col** will follow the governance structure outlined by the **Ecosphere Col**. Decision-making will be based on a majority vote, with each participant agency/organization having equal voting rights. Monthly meetings will discuss progress, with minutes and reports sent to the **Ecosphere Col** for oversight.

6. Legal Authority

This Agreement aligns with the legal authority and governance structure outlined in the **MOU** governing the **Ecosphere Col**. All activities within this Ecosystem Col must comply with the broader governance of the Ecosphere.

7. Financial Arrangements

Each participant is responsible for their costs unless otherwise agreed upon in Appendix A, which will detail any cost-sharing arrangements for joint infrastructure or services.

8. Duration and Termination

The Agreement is valid for [3/5 years] and may be renewed or amended based on the needs of the Ecosystem Col and **Ecosphere Col**. Termination requires a 60-day written notice, subject to review by the Ecosphere governance.

9. Signature

This Agreement is signed by the authorized representatives of the participating agencies/organizations under the governance of the **Ecosphere Col.**

[Ecosphere Col Representative]

By: _____

Date: _____

[Ecosystem Col Lead]

By: _____

Date: _____

D. Draft Cooperative Agreement Ecosystem to Ecosystem

Cooperative Agreement

Between

- Ecosystem Col 1 (e.g., Financial Reporting Systems Ecosystem)
- Ecosystem Col 2 (e.g., Cross-Border Transactions Ecosystem)
- Ecosphere Col (Governing Body)

In Support of:

The Financial Data Transparency Act Interoperability Effort

1. Introduction

This Cooperative Agreement outlines the collaboration between two Ecosystem Cols operating under the governance of the Ecosphere Col. This Agreement facilitates the joint development of standards and solutions across different Ecosystem Cols, ensuring they work together toward the shared goal of financial interoperability. The Agreement aligns with the Financial Data Transparency Act (FDTA) and the mission of the Ecosphere Col as defined in its Charter, Bylaws, and Policies and Procedures.

2. Purpose

The purpose of this Agreement is to:

- a. Define the cooperative efforts between Ecosystem Col 1 and Ecosystem Col 2.
- b. Ensure seamless collaboration on joint projects, particularly in areas where the work of the two Ecosystems overlaps, such as data exchange standards, compliance, and security protocols.
- c. Maintain alignment with the goals and regulatory requirements of the Ecosphere Col and the Financial Data Transparency Act.

3. Scope

This Agreement applies to the collaborative efforts between the two Ecosystem Cols, including but not limited to:

- a. Developing and maintaining interoperability frameworks, APIs, and standards that allow financial systems in both ecosystems to interact seamlessly.
- b. Joint testing and validation efforts to ensure compliance with cross-ecosystem data exchange protocols.

- c. Harmonizing security standards to maintain data integrity and confidentiality across multiple financial systems.

4. Roles and Responsibilities

4.1. Ecosphere Col Responsibilities

- a. Serve as the overarching governing body that oversees collaboration between the two Ecosystem Cols.
- b. Facilitate governance, provide technical guidance, and monitor compliance with the overall mission of the Ecosphere Col.

4.2. Ecosystem Col 1 Responsibilities

- a. Execute specific projects related to financial reporting standards, ensuring those standards can be shared and adopted by other financial institutions, including those managed by Ecosystem Col 2.
- b. Ensure data standards align with broader interoperability goals.

4.3. Ecosystem Col 2 Responsibilities

- a. Develop and maintain cross-border transaction protocols and standards, ensuring they can seamlessly interact with the systems governed by Ecosystem Col 1.
- b. Ensure compliance with all international financial regulations and cross-border data transfer requirements.

5. Governance

This Agreement will follow the governance structure outlined by the Ecosphere Col. Decision-making will be conducted by consensus or majority vote, per the Ecosphere Col's guidelines, and monthly joint meetings will be held to discuss progress and ensure alignment across both ecosystems.

6. Legal Authority

This Agreement is governed by the MOU of the Ecosphere Col. All decisions and collaborations between Ecosystem Col 1 and Ecosystem Col 2 must comply with the broader governance and legal authority of the Ecosphere Col.

7. Financial Arrangements

Each Ecosystem Col is responsible for its costs unless otherwise specified in Appendix A, which details any cost-sharing agreements for joint projects.

8. Duration and Termination

This Agreement is valid for [3/5 years] and can be renewed based on mutual agreement between the Ecosystem Cols. Either party may terminate the agreement with 60 days written notice, subject to review by the Ecosphere Col.

9. Signature

This Agreement is signed by the authorized representatives of Ecosystem Col 1 and Ecosystem Col 2, with oversight from the Ecosphere Col.

[Ecosystem Col 1 Representative]

By: _____

Date: _____

[Ecosystem Col 2 Representative]

By: _____

Date: _____

[Ecosphere Col Representative]

By: _____

Date: _____

E. Draft Cooperative Agreement Ecosystem to Domain

Cooperative Agreement

Between:

- **Ecosystem Col** (e.g., **Cross-Border Transactions Ecosystem**)
- **Domain Col** (e.g., **Currency Exchange Protocols Domain Col**)
- **Participant Agency/Organization 1**
- **Participant Agency/Organization 2**

In Support of:

The Financial Data Transparency Act Interoperability Effort

1. Introduction

This **Cooperative Agreement** is entered between the **Ecosystem Col** and the **Domain Col** under its supervision to establish a cooperation framework. The Participants will work within the **Domain Col** to develop specific technical solutions in support of financial interoperability in decentralized systems, ensuring alignment with **FDTA** guidelines.

2. Purpose

The purpose of this Agreement is to:

- a. Develop technical solutions and work products like **APIs, data schemas, and encryption standards** within the **Domain Col**.
- b. Ensure seamless integration with the broader goals of the **Ecosystem Col**.
- c. Facilitate compliance certification, verification testing, and standardization of specific protocols.

3. Scope

This Agreement applies to all technical projects and initiatives within the **Domain Col**, focusing on:

- a. Developing specific currency exchange protocols.
- b. Testing and certification of technical interoperability solutions.
- c. Ensuring compliance with the **Ecosystem Col** and **Ecosphere Col** governance guidelines.

4. Roles and Responsibilities

4.1 Ecosystem Col Responsibilities

- Supervise the activities of the **Domain Col** and ensure alignment with the larger goals of the **Ecosphere**.
- Provide resources and oversight for compliance, certification, and testing efforts.

4.2 Domain Col Responsibilities

- Develop technical work products (e.g., APIs, encryption standards).
- Test, verify, and certify systems to ensure they meet the interoperability requirements of the **Ecosystem Col**.

4.3 Participant Agency/Organization Responsibilities:

- Provide subject matter expertise for developing domain-specific standards.
- Participate in testing, compliance, and certification efforts within the **Domain Col**.

5. Governance

The **Domain Col** will operate under the governance structure provided by the **Ecosystem Col**. Decision-making will occur via majority vote with equal participation from all agencies/organizations involved. Governance rules of the **Ecosphere Col** also apply.

6. Legal Authority

This Agreement complies with the **MOU** and legal framework governing the **Ecosystem Col** and **Ecosphere Col**. The **Domain Col** participants are subject to all legal, regulatory, and compliance obligations defined by the **Ecosystem Col**.

7. Financial Arrangements

Costs associated with domain-specific activities will be borne by individual participants unless joint financial arrangements are documented in Appendix A.

8. Duration and Termination

The Agreement is effective for [3 years], after which renewal or termination may be pursued. Early termination requires a [60-day] written notice and must be approved by the **Ecosystem Col**.

10. Signature

Authorized representatives of the Ecosystem Col, Domain Col, and the participating organizations execute the Agreement.

[Ecosystem Col Lead]

By: _____

Date: _____

[Domain Col Lead]

By: _____

Date: _____

F. Draft Memoranda of Agreement (MOA)

Memoranda of Agreement (MOA)

Between:

- Department of the Treasury
- Office of the Comptroller of the Currency (OCC)
- Federal Reserve System
- Federal Deposit Insurance Corporation (FDIC)
- National Credit Union Administration (NCUA)
- Consumer Financial Protection Bureau (CFPB)
- Federal Housing Finance Agency (FHFA)
- Commodity Futures Trading Commission (CFTC)
- Securities and Exchange Commission (SEC)]

In Support of:

The Federal Financial Transparency Act Interoperability Effort

1. Purpose

This Memorandum of Agreement (MOA) establishes a cooperative framework between the U.S. Department of the Treasury, the Office of the Comptroller of the Currency (OCC), the Federal Reserve System, the Federal Deposit Insurance Corporation (FDIC), the National Credit Union Administration (NCUA), the Consumer Financial Protection Bureau (CFPB), the Federal Housing Finance Agency (FHFA), the Commodity Futures Trading Commission (CFTC), and the Securities and Exchange Commission (SEC), hereinafter referred to as "the Parties." This MOA aims to support the development and adopting of interoperable financial systems in compliance with the Financial Data Transparency Act.

This agreement formalizes the collaborative efforts to establish a uniform interoperability standard, promoting secure, transparent, and efficient financial data exchange across the regulatory ecosystem.

2. Background

The Financial Data Transparency Act requires financial institutions and regulators to standardize and modernize the collection and dissemination of financial data. Given the mission-critical nature of financial systems, ensuring interoperability between platforms is essential. As distributed and decentralized financial systems become more prevalent, a coordinated approach to governance, compliance, and infrastructure must be established.

To achieve this, the Parties agree to collaborate on establishing hierarchical Communities of Interest (Cols) that will develop the necessary processes, procedures, and infrastructures for interoperability. Quality assurance, reliability, security, and scalability principles will govern this effort.

3. Scope

This MOA covers the responsibilities and contributions of each Party to support the development of interoperability standards and frameworks for financial systems. Specifically, this MOA addresses the following key areas:

- a. Establishing Communities of Interest (Cols) to develop, maintain, and govern interoperability standards.
- b. Ensuring that all systems involved meet the highest standards of reliability, security, and regulatory compliance.
- c. Creating a common infrastructure for interoperability without dictating specific data models or ontologies.
- d. Providing formalized processes and procedures to support mission-critical financial systems.

4. Definitions

- a. **Interoperability:** The ability of different financial systems to exchange and interpret data seamlessly and securely across various platforms.
- b. **Portability:** The ability to move workloads or data between different platforms without data loss or performance degradation.
- c. **Mission-Critical Financial Systems:** Financial systems essential to the continuous and secure operation of financial markets and institutions.

5. Authority

This MOA is authorized under the Financial Data Transparency Act and aligned with each agency's statutory responsibilities, as outlined by federal regulations governing the financial sector.

6. Responsibilities of the Parties

Each Agency agrees to contribute resources, knowledge, and expertise to support the development of interoperable financial systems, including

- a. Department of the Treasury
Provides oversight and guidance on aligning financial transparency goals with the Federal Financial Transparency Act.

- b. Office of the Comptroller of the Currency (OCC)
Ensures that interoperability standards meet regulatory requirements for banking institutions.
- c. Federal Reserve System
Contributes to developing secure and efficient data exchange systems and provides technological expertise in distributed financial networks.
- d. Federal Deposit Insurance Corporation (FDIC)
Leads efforts to ensure that interoperable systems support secure data management and risk reduction for banking institutions.
- e. National Credit Union Administration (NCUA)
Ensures that interoperability frameworks support the unique needs of credit unions and align with NCUA regulations.
- f. Consumer Financial Protection Bureau (CFPB)
Contributes to developing consumer-focused data sharing and privacy standards to protect financial data integrity.
- g. Federal Housing Finance Agency (FHFA)
Ensures that the interoperability framework accounts for the specific requirements of housing finance and mortgage data.
- h. Commodity Futures Trading Commission (CFTC)
Ensures the interoperability framework supports data transparency across futures and derivatives markets.
- i. Securities and Exchange Commission (SEC)
Provides expertise to ensure that interoperable systems support the transparency and integrity of securities market data.

7. Quality Standards for Mission-Critical Financial Systems

The goal of this MOA is to ensure uniform quality across all agencies involved, meeting the following critical criteria for mission-critical financial systems:

- a. **Interoperability:** The ability of financial systems to communicate and work together seamlessly, exchanging data without loss of fidelity or security, regardless of the platform or infrastructure.
 - 1. **Importance for Interoperability:** Ensuring that systems across agencies work together is crucial for consistent financial reporting, auditing, and regulatory compliance.
 - 2. **Testing and Verification:** Systems should be stress-tested across different infrastructures to ensure consistent operation.
 - 3. **Relevance to Decentralized Systems:** Decentralized systems must have consistent data interpretation, regardless of which node processes the information.

- b. **Portability:** Moving workloads or data between platforms, environments, or jurisdictions without significant configuration changes or data loss.
 - 1. **Importance for Portability:** Portability ensures that data and workflows can be transferred efficiently between different financial systems, which is critical for meeting cross-agency standards and operational continuity.
 - 2. **Testing and Verification:** Perform regular migrations between different platforms to verify that data maintains integrity.
 - 3. **Relevance to Decentralized Systems:** Portability ensures smooth operation across multiple nodes and platforms without sacrificing performance in distributed systems.
- c. **Reliability:** Systems must be consistently operational with minimal downtime or outages.
 - 1. **Testing and Verification:** High-availability testing and monitoring uptime percentages are key to assessing reliability.
 - 2. **Relevance to Decentralized Systems:** Each node must be reliable to prevent transaction bottlenecks or failures.
- d. **Securability:** The system must have robust security features to prevent breaches, unauthorized access, and data tampering.
 - 1. **Testing and Verification:** Penetration testing, encryption verification, and access control testing are necessary to ensure financial data security.
 - 2. **Relevance to Decentralized Systems:** Security must be tested across nodes, ensuring no weak point jeopardizes the system.
- e. **Scalability:** The system must scale effectively in response to demand without performance degradation.
 - 1. **Testing and Verification:** Stress testing across different load levels ensures systems can handle peak performance demands.
 - 2. **Relevance to Decentralized Systems:** Scalability is critical to ensure that additional nodes or processing power can be added without impacting performance.
- f. **Maintainability:** The system should be easily maintainable, allowing for quick updates, repairs, and improvements.
 - 1. **Testing and Verification:** Change management and system diagnostics tests ensure that updates can be performed without affecting system operations.
 - 2. **Relevance to Decentralized Systems:** All nodes must be maintained efficiently without causing system-wide downtime or desynchronization.
- g. **Manageability:** Administrators must have comprehensive tools to monitor, control, and manage the system in real-time.
 - 1. **Testing and Verification:** Monitoring solutions and automated alerts must be tested regularly.
 - 2. **Relevance to Decentralized Systems:** Effective manageability ensures that the decentralized nodes remain synchronized and functional.
- h. **Usability:** The system should have a user-friendly interface for financial professionals to operate and interpret data accurately.
 - 1. **Testing and Verification:** Usability testing and user experience feedback loops are vital for ensuring system ease-of-use.

2. **Relevance to Decentralized Systems:** Usability must extend across platforms and versions, ensuring all nodes present clear and accessible data.
 - i. **Performance:** The system must process financial transactions and tasks optimally and efficiently.
 1. **Testing and Verification:** Load testing and response-time monitoring are critical for measuring performance.
 2. **Relevance to Decentralized Systems:** Each node must maintain consistent performance regardless of the workload.
 - j. **Elasticity:** The system should adjust resource allocation dynamically in response to real-time demands.
 1. **Testing and Verification:** Auto-scaling tests ensure that systems can adjust to fluctuating demand efficiently.
 2. **Relevance to Decentralized Systems:** Decentralized systems must allocate resources dynamically across nodes to prevent bottlenecks.
-

8. Reporting

All Parties agree to provide quarterly reports documenting progress toward interoperability, challenges faced, and plans for future development. Reports will include metrics related to the system's performance, security, and quality compliance as defined by the standards in Section 7.

9. Amendments

This MOA may be amended at any time by mutual agreement of all Parties.

10. Termination

This MOA will remain in effect until terminated by any Party with a 30-day written notice to all other signatories.

11. Signature Block

Signatures:

[Agency Name]

Signed: _____

Title: _____

Date: _____

G. Draft NDA Template: Organization-to-Organization

Non-Disclosure Agreement

When multiple organizations, agencies, or institutions collaborate within the Ecosphere, Ecosystem, or Domain Communities of Interest (Cols), Non-Disclosure Agreements (NDAs) between these organizations ensure that sensitive data, intellectual property, and proprietary information are kept confidential. Given the complex and distributed nature of financial systems, where different entities may share vital and sensitive information across organizational boundaries, maintaining confidentiality is paramount to the success of the collaboration.

This Draft NDA Template for Organization to Organization agreements applies when two or more organizations exchange information that needs to be protected from unauthorized disclosure. The NDA ensures that any shared data, research, or strategic plans remain secure and are only used for the purposes defined within the joint initiative.

Here are some potential scenarios where the organization-to-organization NDA may be necessary:

- a. Between an **organization** and the Ecosphere Col: When an organization participates in strategic planning, policy-making, or high-level governance within the Ecosphere Col, NDAs protect discussions related to financial regulations, strategic priorities, and system-wide initiatives.
- b. Between organizations within the Ecosystem Col: Organizations focusing on specific areas of the financial sector, such as reporting standards, cybersecurity, or cross-border transactions, will need to safeguard sensitive data, system designs, and processes as they collaborate to develop solutions.
- c. Between organizations within the Domain Col: As organizations work together on technical development—such as APIs, data protocols, and system certifications—NDAs ensure that proprietary technologies and designs remain protected until officially released or standardized.
- d. Between regulatory bodies and financial institutions: In certain cases, regulatory agencies may work with financial institutions on specific projects involving confidential audits, compliance strategies, or sensitive financial data, requiring the execution of an NDA.

Organization to Organization NDA Template

NON-DISCLOSURE AGREEMENT (Organization to Organization)

This **Non-Disclosure Agreement ("Agreement")** is entered into on this ___ day of ___, **20** ___, by and between:

1. **Organization A**

Address: _____
Contact Person: _____
Title: _____
Email: _____

AND

2. **Organization B**

Address: _____
Contact Person: _____
Title: _____
Email: _____

(each a "Party" and collectively, the "Parties").

WHEREAS the Parties wish to explore a collaborative relationship regarding certain projects, initiatives, or tasks related to financial system interoperability under the [insert Ecosphere, Ecosystem, or Domain Col], and in connection with this collaboration, it may be necessary for one or both Parties to disclose to the other certain confidential and proprietary information (the "Confidential Information");

NOW, THEREFORE, in consideration of the mutual promises and covenants contained herein, the Parties agree as follows:

1. **Definition of Confidential Information**

For this Agreement, "Confidential Information" means any technical, business, or other information disclosed by one Party (the "Disclosing Party") to the other Party (the "Receiving Party") in connection with the collaboration, including, but not limited to

- a. Financial data, audit reports, and compliance strategies;
- b. System designs, architectures, APIs, and technical protocols;
- c. Intellectual property, proprietary software, and know-how;
- d. Information concerning research and development efforts, operational strategies, and trade secrets;

- e. Any other information marked or otherwise identified as confidential at the time of disclosure.

2. Obligations of Confidentiality

The Receiving Party shall: a. Maintain the confidentiality of the Disclosing Party's Confidential Information and protect it with the same degree of care as it uses for its confidential information, but in no event less than a reasonable degree of care; b. Not disclose any Confidential Information to any third party, except as required by law or with prior written consent from the Disclosing Party; c. Not use any Confidential Information for any purpose other than in connection with the collaboration under this Agreement; d. Limit access to Confidential Information to its employees, agents, or representatives who have a legitimate need to know and are bound by confidentiality obligations no less stringent than those outlined in this Agreement.

3. Exclusions from Confidential Information

The obligations outlined in Section 2 shall not apply to any information that:

- a. Is or becomes publicly available through no fault of the Receiving Party;
- b. Was lawfully in the possession of the Receiving Party before disclosure by the Disclosing Party;
- c. It is disclosed to the Receiving Party by a third party lawfully in possession of such information without breach of any confidentiality obligation;
- d. Is independently developed by the Receiving Party without the use of or reference to the Disclosing Party's Confidential Information.

4. Duration of Confidentiality Obligations

The confidentiality obligations set forth in this Agreement shall remain in effect for a period of ____ [years/months] from the date of disclosure of the Confidential Information, unless otherwise agreed in writing.

5. Return or Destruction of Confidential Information

Upon the expiration or termination of this Agreement, or upon written request by the Disclosing Party, the Receiving Party shall promptly return or destroy all documents or other materials containing the Disclosing Party's Confidential Information and certify in writing that it has complied with this obligation.

6. No License or Ownership Rights

Nothing in this Agreement shall be construed as granting any rights, by license or otherwise, to any Confidential Information disclosed under this Agreement, nor does this Agreement imply any ownership interest in any intellectual property of the Disclosing Party.

7. No Obligations to Disclose

Nothing in this Agreement shall obligate either Party to disclose any specific information to the other Party or to enter into any further agreement or business relationship.

8. Remedies for Breach

The Parties agree that any breach of this Agreement may cause irreparable harm to the Disclosing Party, and that monetary damages may not be a sufficient remedy. The Disclosing Party shall be entitled to seek injunctive relief and other equitable remedies in the event of a breach, in addition to any other legal remedies available.

9. Governing Law and Jurisdiction

This Agreement shall be governed by, and construed in accordance with, the laws of the State of _____, without regard to its conflict of laws principles. Any disputes arising out of or in connection with this Agreement shall be subject to the exclusive jurisdiction of the courts of _____ [state].

10. Miscellaneous

a. This Agreement constitutes the entire understanding between the Parties regarding the subject matter hereof and supersedes all prior discussions, agreements, or understandings of any kind. b. No modification or waiver of any provisions of this Agreement shall be valid unless in writing and signed by both Parties. c. If any provision of this Agreement is found to be invalid or unenforceable, the remainder of the Agreement shall continue in full force and effect.

IN WITNESS WHEREOF, the Parties hereto have executed this Non-Disclosure Agreement as of the day and year first written above.

[Name of Organization A]

By: _____
Title: _____
Date: _____

[Name of Organization B]

By: _____
Title: _____
Date: _____

H. Draft NDA Template for Organization to Individual

Non-Disclosure Agreement

Individual NDAs are essential at various levels of participation within the Ecosphere, Ecosystem, or Domain Communities of Interest (Cols). These NDAs ensure confidentiality and protect against the unauthorized disclosure of sensitive information by individuals directly engaged in the projects or discussions.

This **Draft NDA Template** applies when an individual (such as a consultant, contractor, or employee) collaborates with an organization or agency. It safeguards confidential or sensitive information that the individual may access during their engagement, ensuring that any proprietary, strategic, or sensitive data is handled securely.

Potential NDA Use Cases:

- a. **Between an individual and the Ecosphere Col:**
Individuals participating at the highest level of financial governance and decision-making—such as senior officials or expert consultants—must sign NDAs to ensure that strategic information shared within this Col remains confidential.
- b. **Between an individual and the Ecosystem Col:**
Individuals contributing to specific focus areas (e.g., cybersecurity, cross-border transactions, or regulatory compliance) may need to sign an NDA. This protects the development and sharing of system designs, data-sharing methods, or process innovations not yet publicly available.
- c. **Between an individual and the Domain Col:**
At the Domain Col level, where technical tasks like API design or data exchange protocols are crafted, NDAs will protect sensitive technical information that may still need to be standardized or public.
- d. **Between an individual and an Agency/Organization:**
Sometimes, contractors, employees, or external experts must sign NDAs with specific agencies or organizations. This is especially important when handling sensitive financial data or internal discussions that could impact national or organizational security.

Non-Disclosure Agreement (NDA)

This Non-Disclosure Agreement ("Agreement") is made and entered into as of the date signed below by and between [Organization/Agency Name] ("Disclosing Party") and [Individual Name] ("Receiving Party").

1. Definition of Confidential Information

For purposes of this Agreement, "Confidential Information" means any non-public, proprietary, or sensitive information disclosed to the Receiving Party by the Disclosing Party. This includes, but is not limited to, technical data, financial information, system designs, intellectual property, research data, business plans, and any other information deemed confidential or proprietary by the Disclosing Party.

2. Obligations of the Receiving Party

The Receiving Party agrees to:

- a. Keep all **Confidential Information** in strict confidence.
- b. Use the Confidential Information solely to perform their duties related to [Ecosphere/Ecosystem/Domain] activities.
- c. Do not disclose Confidential Information to any third party without the prior written consent of the Disclosing Party.
- d. Take all reasonable precautions to protect the confidentiality of the information.

3. Exclusions from Confidential Information

The obligations under this Agreement will not apply to information that:

- a. Is already known to the Receiving Party without breach of any confidentiality obligations.
- b. Becomes publicly available through no fault of the Receiving Party.
- c. Is lawfully received from a third party with the right to disclose it.
- d. Is independently developed by the Receiving Party without the use of or reference to the Confidential Information.

4. Return or Destruction of Materials

Upon termination of this Agreement or request by the Disclosing Party, the Receiving Party shall promptly return or destroy all materials and documentation containing Confidential Information.

5. Duration of Obligations

The Receiving Party's obligations concerning the Confidential Information shall continue for a period of [X] years from the date of disclosure or until such information no longer qualifies as Confidential Information under Section 3.

6. No Rights Granted

Nothing in this Agreement grants the Receiving Party any rights, title, or interest in or to the Confidential Information except the limited right to use it by the terms of this Agreement.

7. Remedies

The Receiving Party acknowledges that a breach of this Agreement may cause irreparable harm to the Disclosing Party and that monetary damages may not be sufficient to remedy such harm. The Disclosing Party shall be entitled to seek injunctive relief in addition to any other rights and remedies it may have at law or in equity.

8. Governing Law

This Agreement shall be governed by and construed by the laws of [Jurisdiction], without regard to its conflict of law principles.

9. Termination

This Agreement may be terminated by either party with written notice. However, the obligations related to the Confidential Information will survive termination as provided in Section 5.

10. Entire Agreement

This Agreement constitutes the entire understanding between the parties concerning the subject matter hereof and supersedes all prior negotiations, discussions, and agreements.

IN WITNESS WHEREOF, the parties hereto have executed this Non-Disclosure Agreement as of the date set forth below.

Disclosing Party

Signature: _____

Name: _____

Title: _____

Date: _____

Receiving Party

Signature: _____

Name: _____

Date: _____

I. Draft Mandated Policies and Procedures (P&P)

The following Policies and Procedures (P&P) outline the framework that ensures the **Financial Transparency Act and Interoperability Col** operate with integrity, transparency, and compliance. These P&Ps address federally mandated requirements and internally governed practices, providing a comprehensive governance, operations, and accountability structure.

1. Mandated by Law

Mandated by Law policies ensure that the Col complies with federal regulations and standards, providing a foundation for lawful and ethical operations. These include essential areas such as workplace conduct, data security, and legal compliance with federal acts.

- a. **Code of Conduct:** Anti-discrimination, ADA compliance, ethics, harassment, and workplace conduct (e.g., Title VII, Civil Rights Act).
- b. **Data Privacy and Security:** Adherence to **GDPR**, **HIPAA**, and **Federal Information Security Management Act (FISMA)** for securing data, especially financial data.
- c. **Conflict of Interest Policy:** Required by law to prevent misuse of authority for personal gain.
- d. **Safety Policy:** Compliance with **OSHA**, ensuring a safe working environment.
- e. **Equal Employment Opportunity (EEO):** Compliance with federal diversity and inclusion guidelines, ensuring no hiring or promotion discrimination.
- f. **Whistleblower Protection:** Legal obligation to protect individuals reporting unethical or illegal behavior under laws like the **Whistleblower Protection Act**.
- g. **Records Management and FOIA Compliance:** Maintaining records according to **National Archives and Records Administration (NARA)** guidelines, ensuring availability for Freedom of Information Act (FOIA) requests.
- h. **Federal Contract Compliance:** If the Col deals with federal contracts, compliance with the **Federal Acquisition Regulations (FAR)** is essential.

2. Locally Governed

Locally Governed policies need to be adjusted to meet the specific needs of the Col but must still ensure alignment with federal guidelines. These policies govern daily operations, internal processes, and decision-making, ensuring the smooth functioning of the Col.

- a. **Record Retention:** Policies adjusted for the Col's needs but still reviewed for federal alignment.
- b. **Financial Accountability:** Detailed reporting and budgeting processes, compliant with federal fiscal rules.
- c. **Dispute Resolution:** Internal process for mediating conflicts, reviewed for compliance with federal employment laws.
- d. **Voting Procedures:** These should be tailored for the Col but transparent, allowing for federal review/audit if necessary.
- e. **Procurement and Acquisition Policies:** Must adhere to federal procurement rules, ensuring transparency and compliance in purchasing.

- f. **Audit and Oversight:** Processes for regular financial and operational audits to ensure compliance with federal standards.
- g. **Training and Certifications:** Ensuring all members are trained in federal regulations relevant to the Col's activities.

Data Visualization Appendices

Data Visualizations graphically represent data to make it easier to understand, analyze, and draw conclusions from large sets of information. Collecting these different graphs and charts can be described as a visual analytics toolkit. Each visualization type serves a different purpose and helps communicate specific aspects of data, such as comparisons, trends, distributions, or relationships.

Collectively, these Data Visualization graphical methods enable **dynamic data exploration and storytelling**, helping stakeholders quickly identify patterns, trends, and outliers that might otherwise be difficult to discern from raw data.


The following Data Visualizations are discussed in detail in the following sections.

- J. Quantitative Gauge Graphic:** Real-time performance metrics like system load or risk factors.
- K. Spider (Radar) Graph:** Performance comparisons across multiple financial systems or products.
- L. Bullet Graph:** Progress towards financial goals or sales targets.
- M. Line Graph:** Historical trends, such as stock prices or market growth.
- N. Event-Associated Stacked Area Chart:** Sales performance with markers indicating major product launches or policy changes.
- O. Stacked Bar Chart:** Comparison of sales by region or market share by product type.
- P. Bar Chart:** Comparing revenue across different departments or years.

J. Quantitative Gauge Graphic of Major Metric

A **Quantitative Gauge Graphic** is a circular or linear visualization that shows a single key metric within a range, helping users assess its current value compared to predefined thresholds (e.g., low, medium, high). It often includes color-coded segments and a needle or pointer indicating the metric's current status.

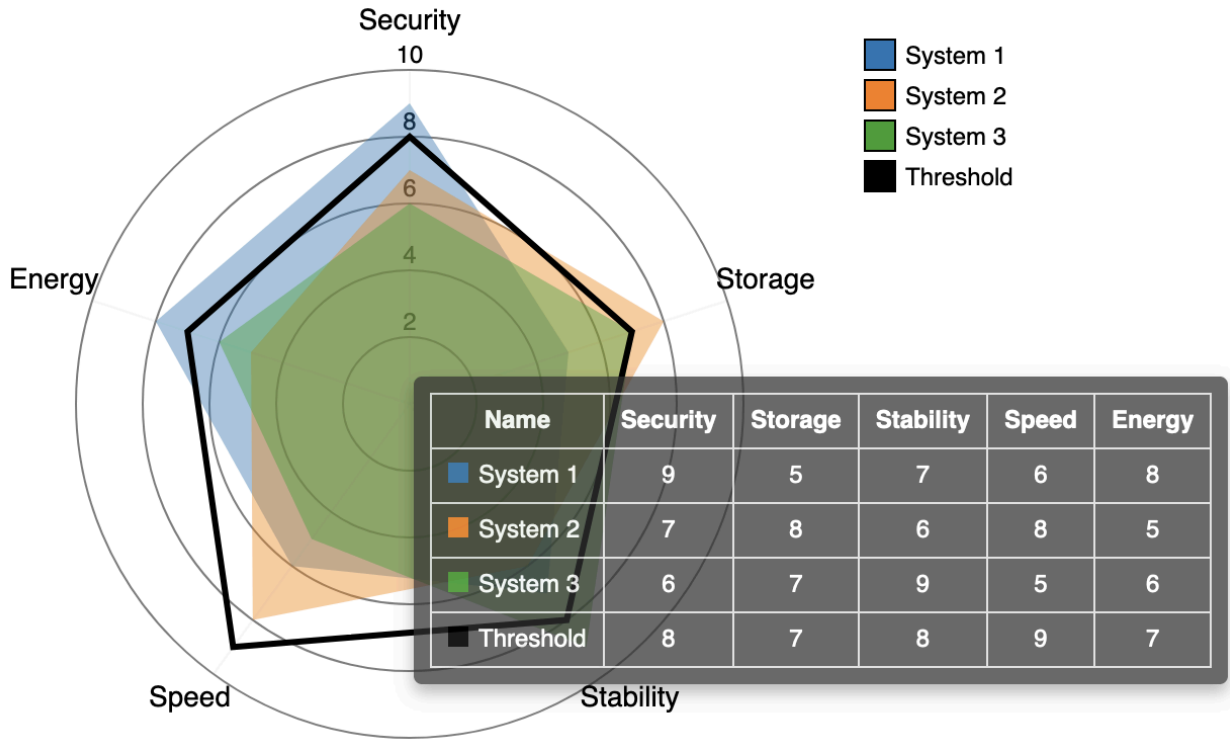
- **Use:** Best for monitoring real-time metrics such as performance levels, system load, or risk factors.



K. Spider (Radar) Graph

A **Spider (Radar) Graph** is a circular graph that compares multiple variables across different systems or categories. Each axis represents a variable, and data points are plotted along each axis, forming a polygon shape.

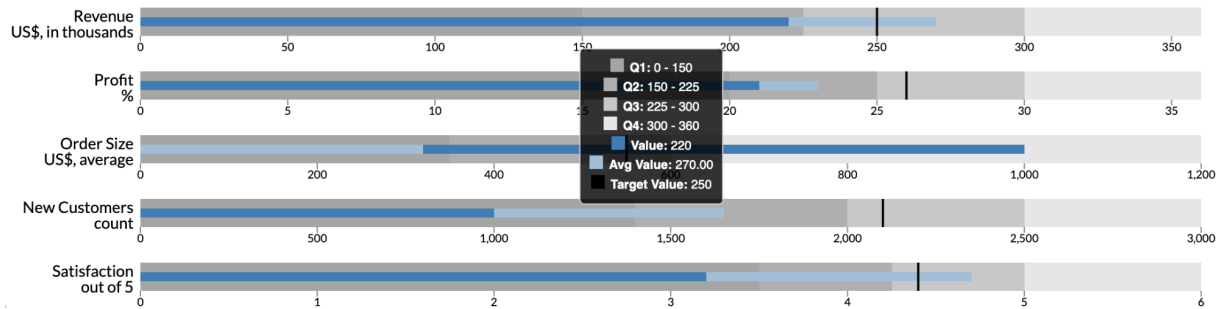
- **Use:** Ideal for comparing multiple systems (System-to-System) or dimensions at once, such as features of products or performance across different platforms.



L. Bullet Graph

A **Bullet Graph** is a horizontal bar graph with an embedded comparison line to track progress against a target or benchmark. It often has color-coded ranges representing performance levels (e.g., below, at, or above target).

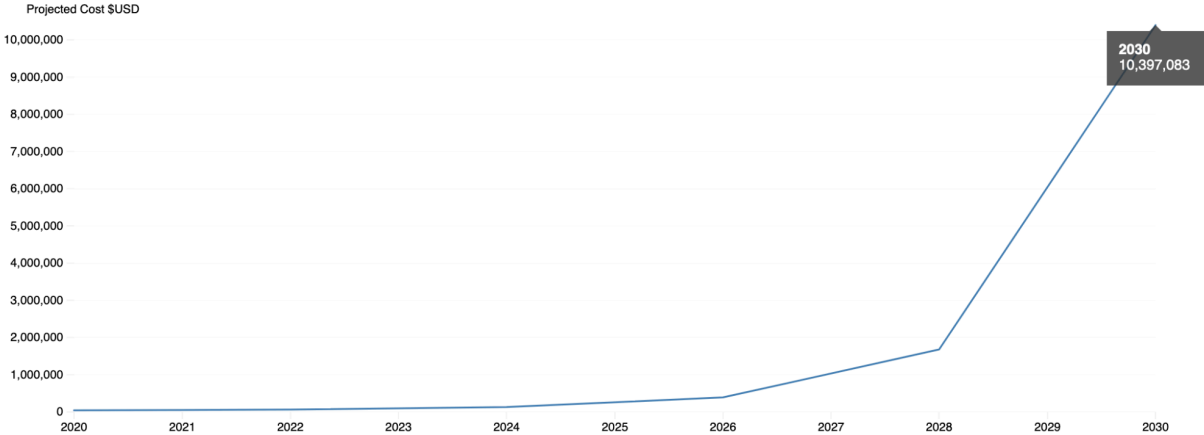
- **Use:** Commonly used in dashboards to measure KPIs (Key Performance Indicators) such as sales performance, progress toward goals, or project milestones.



M. Line Graph

A **Line Graph** is a chart that uses points connected by straight lines to represent changes over time or continuous data. It is beneficial for tracking trends and identifying patterns over time.

- **Use:** Best for displaying trends, such as stock prices, website traffic, or temperature changes over time.



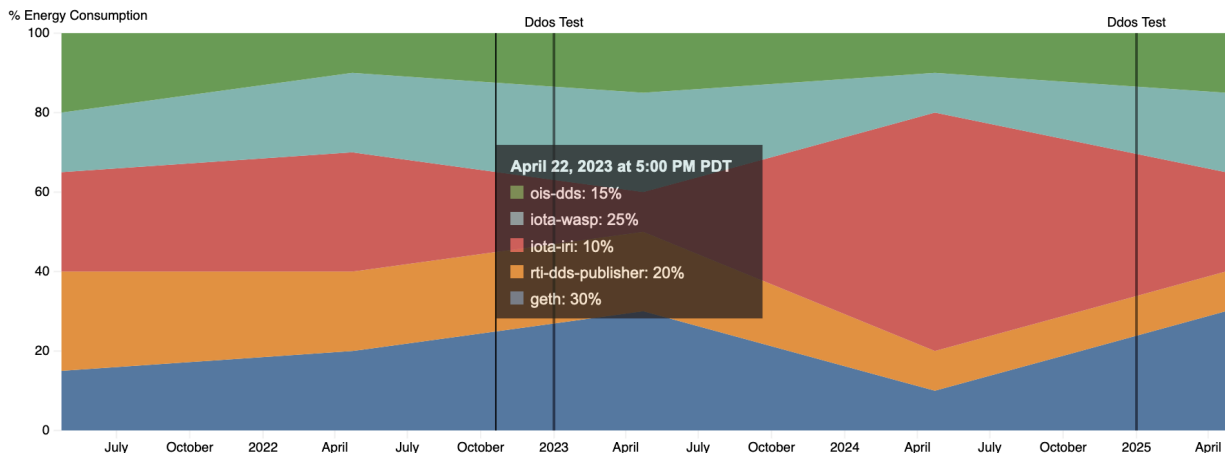
N. Event-Associated Stacked Area Chart

An **Event-Associated Stacked Area Chart** is a type of data visualization combining elements of stacked area charts and event markers. It shows how **multiple data series contribute to a whole over time** while emphasizing the **impact of specific events** on the data.

- **Key Features:**
 - **Stacked Areas:** In a stacked area chart, multiple data series are "stacked" on top of each other, representing cumulative totals at each point in time. The total height of the stack shows the combined value, while the individual layers represent the contribution of each series.
 - **Event Association:** Events are marked on the timeline with vertical lines or icons, showing key occurrences (e.g., policy changes, economic shifts, or other important milestones). These events help viewers connect **shifts in the data** with **specific moments**.
 - **Trend and Impact Visualization:** This chart shows how **events influence trends** across multiple categories or variables. For example, it can show how sales or traffic patterns change after a product launch or major announcement.
- **Example Use Case:** An Event-Associated Stacked Area Chart in financial data visualization could show how market segments (stocks, bonds, and real estate) perform over time, with markers indicating economic events like interest rate changes or regulatory announcements. This helps analysts correlate performance changes with key external influences.

Purpose:

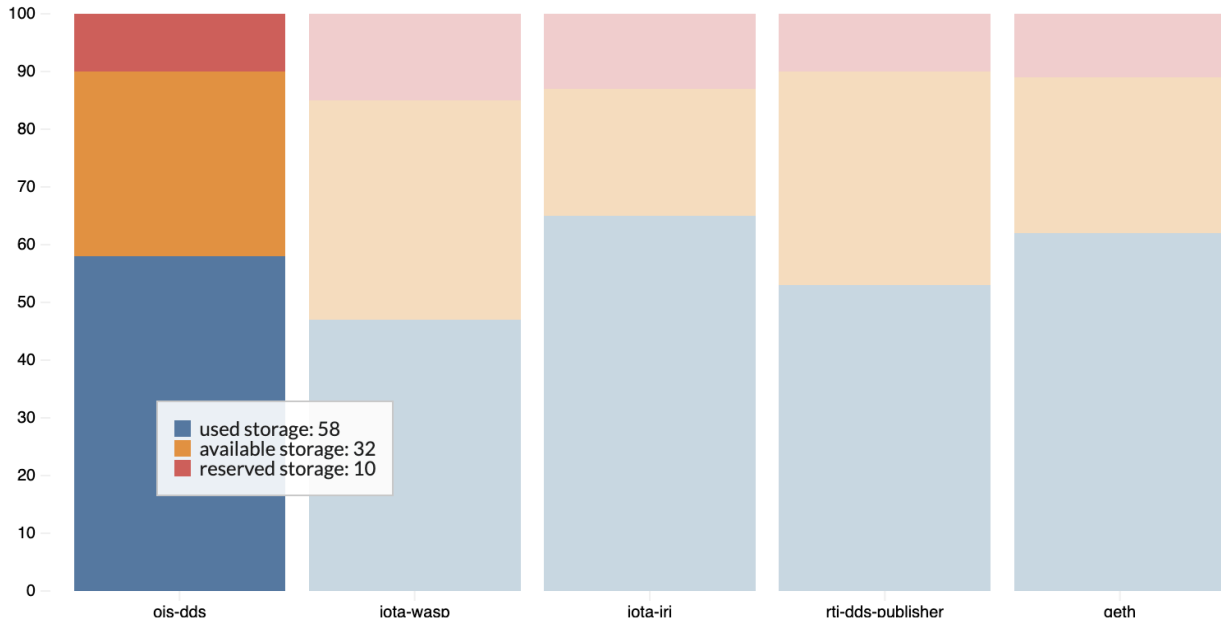
This chart allows users to **understand the evolution of data** while providing a narrative of how events may have caused shifts in the trends, making it ideal for **business analysis**, **financial reports**, or **research studies** where both trends and events are critical to interpretation.



O. Stacked Bar Chart

A **Stacked Bar Chart** is a bar chart where each bar is divided into segments representing different subcategories. The full length of the bar represents the total value, while the segments show the contribution of each subcategory.

- **Use:** Useful for comparing the composition of different groups, such as sales by region or market share by product type.



P. Bar Chart

A **Bar Chart** displays categorical data using rectangular bars. The length of each bar is proportional to the value it represents. Bar charts can be vertical or horizontal and compare discrete categories.

- **Use:** Effective for comparing quantities across different groups or categories, such as comparing revenue across different years or departments.

Each chart type offers unique advantages for visualizing different types of data, making them essential tools for decision-making, analysis, and performance tracking in various fields.

