

***The Federal Reserve
Bank of San Francisco***

*Financial Statements as of and for the Years Ended
December 31, 2014 and 2013 and
Independent Auditors' Report*

THE FEDERAL RESERVE BANK OF SAN FRANCISCO

Table of Contents

	Page
Management's Report on Internal Control Over Financial Reporting	1
Independent Auditors' Report	2-4
Abbreviations	5
Financial Statements:	
Statements of Condition as of December 31, 2014 and December 31, 2013	6
Statements of Income and Comprehensive Income for the years ended December 31, 2014 and December 31, 2013	7
Statements of Changes in Capital for the years ended December 31, 2014 and December 31, 2013	8
Notes to Financial Statements	9-38



March 11, 2015


To the Board of Directors:


The management of the Federal Reserve Bank of San Francisco is responsible for the preparation and fair presentation of the Statements of Condition as of December 31, 2014 and 2013, and the Statements of Income and Comprehensive Income, and Statements of Changes in Capital for the years then ended (the financial statements). The financial statements have been prepared in conformity with the accounting principles, policies, and practices established by the Board of Governors of the Federal Reserve System as set forth in the *Financial Accounting Manual for Federal Reserve Banks* (FAM), and, as such, include some amounts that are based on management judgments and estimates. To our knowledge, the financial statements are, in all material respects, fairly presented in conformity with the accounting principles, policies and practices documented in the FAM and include all disclosures necessary for such fair presentation.


The management of the Bank is responsible for establishing and maintaining effective internal control over financial reporting as it relates to the financial statements. The Bank's internal control over financial reporting is designed to provide reasonable assurance regarding the reliability of financial reporting and the preparation of financial statements for external reporting purposes in accordance with the FAM. The Bank's internal control over financial reporting includes those policies and procedures that (i) pertain to the maintenance of records that in reasonable detail accurately and fairly reflect the transactions and dispositions of the Bank's assets; (ii) provide reasonable assurance that transactions are recorded as necessary to permit preparation of financial statements in accordance with FAM, and that the Bank's receipts and expenditures are being made only in accordance with authorizations of its management and directors; and (iii) provide reasonable assurance regarding prevention or timely detection of unauthorized acquisition, use or disposition of the Bank's assets that could have a material effect on its financial statements.

Even effective internal control, no matter how well designed, has inherent limitations, including the possibility of human error, and therefore can provide only reasonable assurance with respect to the preparation of reliable financial statements. Also, projections of any evaluation of effectiveness to future periods are subject to the risk that controls may become inadequate because of changes in conditions, or that the degree of compliance with the policies or procedures may deteriorate.

The management of the Bank assessed its internal control over financial reporting based upon the criteria established in the "*Internal Control – Integrated Framework (2013)*" issued by the Committee of Sponsoring Organizations of the Treadway Commission. Based on this assessment, we believe that the Bank maintained effective internal control over financial reporting.

by 
John C. Williams
President and
Chief Executive Officer

by 
Mark A. Gould
First Vice President and
Chief Operating Officer

by 
Donald R. Lieb
Chief Financial Officer

INDEPENDENT AUDITORS' REPORT

To the Board of Governors of the Federal Reserve System
and the Board of Directors of the Federal Reserve Bank of San Francisco:

We have audited the accompanying financial statements of the Federal Reserve Bank of San Francisco (“FRB San Francisco”), which are comprised of the statements of condition as of December 31, 2014 and 2013, and the related statements of income and comprehensive income, and of changes in capital for the years then ended, and the related notes to the financial statements. We also have audited the FRB San Francisco’s internal control over financial reporting as of December 31, 2014, based on criteria established in *Internal Control — Integrated Framework (2013)* issued by the Committee of Sponsoring Organizations of the Treadway Commission.

Management’s Responsibility

The FRB San Francisco’s management is responsible for the preparation and fair presentation of these financial statements in accordance with accounting principles established by the Board of Governors of the Federal Reserve System (the “Board”) as described in Note 3 to the financial statements. The Board has determined that this basis of accounting is an acceptable basis for the preparation of the FRB San Francisco’s financial statements in the circumstances. The FRB San Francisco’s management is also responsible for the design, implementation, and maintenance of internal control relevant to the preparation and fair presentation of financial statements that are free from material misstatement, whether due to fraud or error. The FRB San Francisco’s management is also responsible for its assertion of the effectiveness of internal control over financial reporting, included in the accompanying Management’s Report on Internal Control Over Financial Reporting.

Auditors’ Responsibility

Our responsibility is to express an opinion on these financial statements and an opinion on the FRB San Francisco’s internal control over financial reporting based on our audits. We conducted our audits of the financial statements in accordance with auditing standards generally accepted in the United States of America and in accordance with the auditing standards of the Public Company Accounting Oversight Board (United States) (the “PCAOB”) and we conducted our audit of internal control over financial reporting in accordance with attestation standards established by the American Institute of Certified Public Accountants and in accordance with the auditing standards of the PCAOB. Those standards require that we plan and perform the audit to obtain reasonable assurance about whether the financial statements are free from material misstatement and whether effective internal control over financial reporting was maintained in all material respects.

An audit of the financial statements involves performing procedures to obtain audit evidence about the amounts and disclosures in the financial statements. The procedures selected depend on the auditor’s judgment, including the assessment of the risks of material misstatement of the financial statements, whether due to fraud or error. In making those risk assessments, the auditor considers

internal control relevant to the FRB San Francisco's preparation and fair presentation of the financial statements in order to design audit procedures that are appropriate in the circumstances. An audit of the financial statements also includes evaluating the appropriateness of accounting policies used and the reasonableness of significant accounting estimates made by management, as well as evaluating the overall presentation of the financial statements. An audit of internal control over financial reporting involves obtaining an understanding of internal control over financial reporting, assessing the risk that a material weakness exists, testing and evaluating the design and operating effectiveness of internal control based on the assessed risk, and performing such other procedures as we considered necessary in the circumstances.

We believe that the audit evidence we have obtained is sufficient and appropriate to provide a basis for our audit opinions.

Definition of Internal Control Over Financial Reporting

The FRB San Francisco's internal control over financial reporting is a process designed by, or under the supervision of, the FRB San Francisco's principal executive and principal financial officers, or persons performing similar functions, and effected by the FRB San Francisco's board of directors, management, and other personnel to provide reasonable assurance regarding the reliability of financial reporting and the preparation of financial statements for external purposes in accordance with the accounting principles established by the Board. The FRB San Francisco's internal control over financial reporting includes those policies and procedures that (1) pertain to the maintenance of records that, in reasonable detail, accurately and fairly reflect the transactions and dispositions of the assets of the FRB San Francisco; (2) provide reasonable assurance that transactions are recorded as necessary to permit preparation of financial statements in accordance with the accounting principles established by the Board, and that receipts and expenditures of the FRB San Francisco are being made only in accordance with authorizations of management and directors of the FRB San Francisco; and (3) provide reasonable assurance regarding prevention or timely detection and correction of unauthorized acquisition, use, or disposition of the FRB San Francisco's assets that could have a material effect on the financial statements.

Inherent Limitations of Internal Control Over Financial Reporting

Because of the inherent limitations of internal control over financial reporting, including the possibility of collusion or improper management override of controls, material misstatements due to error or fraud may not be prevented or detected and corrected on a timely basis. Also, projections of any evaluation of the effectiveness of the internal control over financial reporting to future periods are subject to the risk that the controls may become inadequate because of changes in conditions, or that the degree of compliance with the policies or procedures may deteriorate.

Opinions

In our opinion, the financial statements referred to above present fairly, in all material respects, the financial position of the FRB San Francisco as of December 31, 2014 and 2013, and the results of its operations for the years then ended in accordance with the basis of accounting described in Note 3 to the financial statements. Also, in our opinion, the FRB San Francisco maintained, in all material respects, effective internal control over financial reporting as of December 31, 2014, based on the criteria established in *Internal Control — Integrated Framework (2013)* issued by the Committee of Sponsoring Organizations of the Treadway Commission.

Basis of Accounting

We draw attention to Note 3 to the financial statements, which describes the basis of accounting. The FRB San Francisco has prepared these financial statements in conformity with accounting principles established by the Board, as set forth in the *Financial Accounting Manual for Federal Reserve Banks*, which is a basis of accounting other than accounting principles generally accepted in the United States of America. The effects on such financial statements of the differences between the accounting principles established by the Board and accounting principles generally accepted in the United States of America are also described in Note 3 to the financial statements. Our opinion is not modified with respect to this matter.

Deloitte & Touche LLP

March 11, 2015

FEDERAL RESERVE BANK OF SAN FRANCISCO

Abbreviations:

ACH	Automated clearinghouse
ASC	Accounting Standards Codification
ASU	Accounting Standards Update
BEP	Benefit Equalization Retirement Plan
Bureau	Bureau of Consumer Financial Protection
FAM	<i>Financial Accounting Manual for Federal Reserve Banks</i>
FASB	Financial Accounting Standards Board
FOMC	Federal Open Market Committee
FRBNY	Federal Reserve Bank of New York
FRN	Floating rate notes
GAAP	Accounting principles generally accepted in the United States of America
GSE	Government-sponsored enterprise
IMF	International Monetary Fund
MBS	Mortgage-backed securities
SDR	Special drawing rights
SERP	Supplemental Retirement Plan for Select Officers of the Federal Reserve Banks
SOMA	System Open Market Account
TBA	To be announced
TDF	Term Deposit Facility

FEDERAL RESERVE BANK OF SAN FRANCISCO
STATEMENTS OF CONDITION
As of December 31, 2014 and December 31, 2013
(in millions)

	2014	2013
<u>ASSETS</u>		
Gold certificates	\$ 1,257	\$ 1,206
Special drawing rights certificates	574	574
Coin	320	332
Loans to depository institutions	8	-
System Open Market Account:		
Treasury securities, net (of which \$1,182 and \$1,695 is lent as of December 31, 2014 and 2013, respectively)	275,386	233,159
Government-sponsored enterprise debt securities, net (of which \$67 and \$109 is lent as of December 31, 2014 and 2013, respectively)	4,242	5,842
Federal agency and government-sponsored enterprise mortgage-backed securities, net	189,770	151,576
Foreign currency denominated investments, net	3,024	3,365
Central bank liquidity swaps	221	39
Accrued interest receivable	2,723	2,325
Other assets	3	-
Bank premises and equipment, net	238	241
Interdistrict settlement account	67,488	61,793
Other assets	105	72
Total assets	\$ 545,359	\$ 460,524
<u>LIABILITIES AND CAPITAL</u>		
Federal Reserve notes outstanding, net	\$ 165,853	\$ 136,650
System Open Market Account:		
Securities sold under agreements to repurchase	54,079	31,219
Other liabilities	88	131
Deposits:		
Depository institutions	316,649	284,115
Other deposits	8	9
Interest payable to depository institutions	15	12
Accrued benefit costs	137	121
Accrued remittances to the Treasury	114	292
Other liabilities	24	13
Total liabilities	536,967	452,562
Capital paid-in	4,196	3,981
Surplus (including accumulated other comprehensive loss of \$18 and \$9 at December 31, 2014 and 2013, respectively)	4,196	3,981
Total capital	8,392	7,962
Total liabilities and capital	\$ 545,359	\$ 460,524

The accompanying notes are an integral part of these financial statements.

FEDERAL RESERVE BANK OF SAN FRANCISCO
STATEMENTS OF INCOME AND COMPREHENSIVE INCOME
For the years ended December 31, 2014 and December 31, 2013
(in millions)

	2014	2013
<u>INTEREST INCOME</u>		
System Open Market Account:		
Treasury securities, net	\$ 6,568	\$ 4,927
Government-sponsored enterprise debt securities, net	164	205
Federal agency and government-sponsored enterprise mortgage-backed securities, net	5,340	3,503
Foreign currency denominated investments, net	11	14
Central bank liquidity swaps	-	3
Total interest income	12,083	8,652
<u>INTEREST EXPENSE</u>		
System Open Market Account:		
Securities sold under agreements to repurchase	12	6
Deposits:		
Depository institutions	773	561
Term Deposit Facility	10	1
Total interest expense	795	568
Net interest income	11,288	8,084
<u>NON-INTEREST (LOSS) INCOME</u>		
System Open Market Account:		
Federal agency and government-sponsored enterprise mortgage-backed securities gains, net	8	5
Foreign currency translation losses, net	(421)	(179)
Other	1	2
Compensation received for service costs provided	9	8
Reimbursable services to government agencies	18	14
Other	6	5
Total non-interest loss	(379)	(145)
<u>OPERATING EXPENSES</u>		
Salaries and benefits	241	236
Occupancy	25	22
Equipment	13	12
Other	76	57
Assessments:		
Board of Governors operating expenses and currency costs	193	182
Bureau of Consumer Financial Protection	82	81
Total operating expenses	630	590
Net income before providing for remittances to the Treasury	10,279	7,349
Earnings remittances to the Treasury	9,809	7,026
Net income	470	323
Change in actuarial (losses) gains related to benefit plans	(9)	14
Total other comprehensive (loss) income	(9)	14
Comprehensive income	\$ 461	\$ 337

The accompanying notes are an integral part of these financial statements.

FEDERAL RESERVE BANK OF SAN FRANCISCO
STATEMENTS OF CHANGES IN CAPITAL
For the years ended December 31, 2014 and December 31, 2013
(in millions, except share data)

	Surplus				
	Capital paid-in	Net income retained	Accumulated other comprehensive income (loss)	Total surplus	Total capital
Balance at December 31, 2012 (77,615,847 shares)	\$ 3,881	\$ 3,904	\$ (23)	\$ 3,881	\$ 7,762
Net change in capital stock issued 1,995,100 shares	100	-	-	-	100
Comprehensive income:					
Net income	-	323	-	323	323
Other comprehensive income	-	-	14	14	14
Dividends on capital stock	-	(237)	-	(237)	(237)
Net change in capital	100	86	14	100	200
Balance at December 31, 2013 (79,610,947 shares)	\$ 3,981	\$ 3,990	\$ (9)	\$ 3,981	\$ 7,962
Net change in capital stock issued 4,304,710 shares	215	-	-	-	215
Comprehensive income:					
Net income	-	470	-	470	470
Other comprehensive loss	-	-	(9)	(9)	(9)
Dividends on capital stock	-	(246)	-	(246)	(246)
Net change in capital	215	224	(9)	215	430
Balance at December 31, 2014 (83,915,657 shares)	\$ 4,196	\$ 4,214	\$ (18)	\$ 4,196	\$ 8,392

The accompanying notes are an integral part of these financial statements.

**FEDERAL RESERVE BANK OF SAN FRANCISCO
NOTES TO FINANCIAL STATEMENTS**

1. STRUCTURE

The Federal Reserve Bank of San Francisco is part of the Federal Reserve System (System) and is one of the 12 Federal Reserve Banks (Reserve Banks) created by Congress under the Federal Reserve Act of 1913 (Federal Reserve Act), which established the central bank of the United States. The Reserve Banks are chartered by the federal government and possess a unique set of governmental, corporate, and central bank characteristics. The Bank serves the Twelfth Federal Reserve, which includes Alaska, Arizona, California, Hawaii, Idaho, Nevada, Oregon, Utah, Washington, and the commonwealths or territories of American Samoa, Guam, and the Northern Mariana Islands.

In accordance with the Federal Reserve Act, supervision and control of the Bank is exercised by a board of directors. The Federal Reserve Act specifies the composition of the board of directors for each of the Reserve Banks. Each board is composed of nine members serving three-year terms: three directors, including those designated as chairman and deputy chairman, are appointed by the Board of Governors of the Federal Reserve System (Board of Governors) to represent the public, and six directors are elected by member banks. Banks that are members of the System include all nationally-chartered banks and any state-chartered banks that apply and are approved for membership. Member banks are divided into three classes according to size. Member banks in each class elect one director representing member banks and one representing the public. In any election of directors, each member bank receives one vote, regardless of the number of shares of Reserve Bank stock it holds.

In addition to the 12 Reserve Banks, the System also consists, in part, of the Board of Governors and the Federal Open Market Committee (FOMC). The Board of Governors, an independent federal agency, is charged by the Federal Reserve Act with a number of specific duties, including general supervision over the Reserve Banks. The FOMC is composed of members of the Board of Governors, the president of the Federal Reserve Bank of New York (FRBNY), and, on a rotating basis, four other Reserve Bank presidents.

2. OPERATIONS AND SERVICES

The Reserve Banks perform a variety of services and operations. These functions include participating in formulating and conducting monetary policy; participating in the payment system, including transfers of funds, automated clearinghouse (ACH) operations, and check collection; distributing coin and currency; performing fiscal agency functions for the U.S. Department of the Treasury (Treasury), certain federal agencies, and other entities; serving as the federal government's bank; providing short-term loans to depository institutions; providing loans to participants in programs or facilities with broad-based eligibility in unusual and exigent circumstances; serving consumers and communities by providing educational materials and information regarding financial consumer protection rights and laws and information on community development programs and activities; and supervising bank holding companies, state member banks, savings and loan holding companies, U.S. offices of foreign banking organizations, and designated financial market utilities pursuant to authority delegated by the Board of Governors. Certain services are provided to foreign and international monetary authorities, primarily by the FRBNY.

The FOMC, in conducting monetary policy, establishes policy regarding domestic open market operations, oversees these operations, and issues authorizations and directives to the FRBNY to execute transactions. The FOMC authorizes and directs the FRBNY to conduct operations in domestic markets, including the direct purchase and sale of Treasury securities, government-sponsored enterprise (GSE) debt securities, and federal agency and GSE mortgage-backed securities (MBS); the purchase of these securities under agreements to resell; and the sale of these securities under agreements to repurchase. The FRBNY holds the resulting securities and agreements in a portfolio known as the System Open Market Account (SOMA). The FRBNY is authorized and directed to lend the Treasury securities and GSE debt securities that are held in the SOMA.

To be prepared to counter disorderly conditions in foreign exchange markets or to meet other needs specified by the FOMC to carry out the System's central bank responsibilities, the FOMC has authorized and directed the FRBNY to execute spot and forward foreign exchange transactions in 14 foreign currencies, to hold balances

FEDERAL RESERVE BANK OF SAN FRANCISCO
NOTES TO FINANCIAL STATEMENTS

in those currencies, and to invest such foreign currency holdings, while maintaining adequate liquidity. The FRBNY holds these securities and obligations in the SOMA. The FOMC has also authorized the FRBNY to maintain reciprocal currency arrangements with the Bank of Canada and the Bank of Mexico in the maximum amounts of \$2 billion and \$3 billion, respectively, and to warehouse foreign currencies for the Treasury and the Exchange Stabilization Fund in the maximum amount of \$5 billion.

Because of the global character of bank funding markets, the System has at times coordinated with other central banks to provide liquidity. The FOMC authorized and directed the FRBNY to establish U.S. dollar liquidity and reciprocal foreign currency liquidity swap lines with the Bank of Canada, the Bank of England, the European Central Bank, the Bank of Japan, and the Swiss National Bank. The FRBNY holds amounts outstanding under these swap lines in the SOMA. These swap lines, which were originally established as temporary arrangements, were converted to standing arrangements on October 31, 2013, and will remain in place until further notice.

Although the Reserve Banks are separate legal entities, they collaborate on the delivery of certain services to achieve greater efficiency and effectiveness. This collaboration takes the form of centralized operations and product or function offices that have responsibility for the delivery of certain services on behalf of the Reserve Banks. Various operational and management models are used and are supported by service agreements between the Reserve Banks. In some cases, costs incurred by a Reserve Bank for services provided to other Reserve Banks are not shared; in other cases, the Reserve Banks are reimbursed for costs incurred in providing services to other Reserve Banks. Major services provided by the Bank on behalf of the System for which the costs were not reimbursed by the other Reserve Banks include Standard Cash Automation and Central Business Administration Function, Statistics and Reserves Automation, National Incident Response Team, Enterprise Security Operations / Coordination, Cash Product Office, Supervision & Regulation National IT program, Cash Operations Management Office, Offsite Storage Locations, and Enterprise Accounting System.

3. SIGNIFICANT ACCOUNTING POLICIES

Accounting principles for entities with the unique powers and responsibilities of the nation's central bank have not been formulated by accounting standard-setting bodies. The Board of Governors has developed specialized accounting principles and practices that it considers to be appropriate for the nature and function of a central bank. These accounting principles and practices are documented in the *Financial Accounting Manual for Federal Reserve Banks* (FAM), which is issued by the Board of Governors. The Reserve Banks are required to adopt and apply accounting policies and practices that are consistent with the FAM. The financial statements have been prepared in accordance with the FAM.

Limited differences exist between the accounting principles and practices in the FAM and accounting principles generally accepted in the United States of America (GAAP), due to the unique nature of the Bank's powers and responsibilities as part of the nation's central bank and given the System's unique responsibility to conduct monetary policy. The primary differences are the presentation of all SOMA securities holdings at amortized cost, adjusted for credit impairment, if any, the recording of all SOMA securities on a settlement-date basis, and the use of straight-line amortization for Treasury securities, GSE debt securities, and foreign currency denominated investments. Amortized cost, rather than the fair value presentation, more appropriately reflects the financial position associated with the Bank's securities holdings given the System's unique responsibility to conduct monetary policy. Although the application of fair value measurements to the securities holdings may result in values substantially greater or less than their carrying values, these unrealized changes in value have no direct effect on the quantity of reserves available to the banking system or on the ability of the Reserve Banks, as the central bank, to meet their financial obligations and responsibilities. Both the domestic and foreign components of the SOMA portfolio may involve transactions that result in gains or losses when holdings are sold before maturity. Decisions regarding securities and foreign currency transactions, including their purchase and sale, are motivated by monetary policy objectives rather than profit. Accordingly, fair values, earnings, and gains or losses resulting from the sale of such securities and currencies are incidental to open market operations and do not motivate decisions related to policy or open market activities. Accounting for these securities on a settlement-date basis, rather than the trade-date basis required by GAAP, better

FEDERAL RESERVE BANK OF SAN FRANCISCO
NOTES TO FINANCIAL STATEMENTS

reflects the timing of the transaction's effect on the quantity of reserves in the banking system. The cost bases of Treasury securities, GSE debt securities, and foreign government debt instruments are adjusted for amortization of premiums or accretion of discounts on a straight-line basis, rather than using the interest method required by GAAP.

In addition, the Bank does not present a Statement of Cash Flows as required by GAAP because the liquidity and cash position of the Bank are not a primary concern given the Reserve Bank's unique powers and responsibilities as a central bank. Other information regarding the Bank's activities is provided in, or may be derived from, the Statements of Condition, Income and Comprehensive Income, and Changes in Capital, and the accompanying notes to the financial statements. Other than those described above, there are no significant differences between the policies outlined in the FAM and GAAP.

Preparing the financial statements in conformity with the FAM requires management to make certain estimates and assumptions that affect the reported amounts of assets and liabilities, the disclosure of contingent assets and liabilities at the date of the financial statements, and the reported amounts of income and expenses during the reporting period. Actual results could differ from those estimates.

In 2014, the description of certain line items presented in the Statements of Condition and the Statements of Income and Comprehensive Income have been revised to better reflect the nature of these items. Amounts related to these line items were not changed from the prior year, only the nomenclature for the line item was revised, as further noted below:

- The line item "System Open Market Account: Other investments" has been revised in the Statements of Condition to "System Open Market Account: Other assets."
- The line item "System Open Market Account: Foreign currency denominated assets, net" has been revised in the Statements of Income and Comprehensive Income to "System Open Market Account: Foreign currency denominated investments, net."

Certain amounts relating to the prior year have been reclassified in the Statements of Income and Comprehensive Income to conform to the current year presentation. \$2 million previously reported for the year ended December 31, 2013 as "Non-interest (loss) income: Other" has been reclassified into a new line titled "Non-interest (loss) income: System Open Market Account: Other." Significant accounts and accounting policies are explained below.

In 2014, certain amounts relating to the prior year have been revised in a table in Note 5 – System Open Market Account. This table summarizes total SOMA transactions related to Treasury Securities, GSE debt securities, and federal agency and GSE MBS. Federal agency and GSE MBS balance at December 31, 2012 has been revised to \$950,321 from \$962,321. Due to this revision, the balance at December 31, 2013 has been revised to \$1,533,860 from \$1,545,860.

a. Consolidation

The Dodd-Frank Wall Street Reform and Consumer Protection Act of 2010 (Dodd-Frank Act) established the Bureau of Consumer Financial Protection (Bureau) as an independent bureau within the System that has supervisory authority over some institutions previously supervised by the Reserve Banks in connection with those institutions' compliance with consumer protection statutes. Section 1017 of the Dodd-Frank Act provides that the financial statements of the Bureau are not to be consolidated with those of the Board of Governors or the System. The Board of Governors funds the Bureau through assessments on the Reserve Banks as required by the Dodd-Frank Act. The Reserve Banks reviewed the law and evaluated the design of and their relationship to the Bureau and determined that it should not be consolidated in the Bank's financial statements.

FEDERAL RESERVE BANK OF SAN FRANCISCO
NOTES TO FINANCIAL STATEMENTS

b. *Gold and Special Drawing Rights Certificates*

The Secretary of the Treasury is authorized to issue gold certificates to the Reserve Banks. Upon authorization, the Reserve Banks acquire gold certificates by crediting equivalent amounts in dollars to the account established for the Treasury. The gold certificates held by the Reserve Banks are required to be backed by the gold owned by the Treasury. The Treasury may reacquire the gold certificates at any time, and the Reserve Banks must deliver them to the Treasury. At such time, the Treasury's account is charged, and the Reserve Banks' gold certificate accounts are reduced. The value of gold for purposes of backing the gold certificates is set by law at \$42 2/9 per fine troy ounce. Gold certificates are recorded by the Banks at original cost. The Board of Governors allocates the gold certificates among the Reserve Banks once a year based on each Reserve Bank's average Federal Reserve notes outstanding during the preceding twelve months.

Special drawing rights (SDR) are issued by the International Monetary Fund (IMF) to its members in proportion to each member's quota in the IMF at the time of issuance. SDRs serve as a supplement to international monetary reserves and may be transferred from one national monetary authority to another. Under the law providing for U.S. participation in the SDR system, the Secretary of the Treasury is authorized to issue SDR certificates to the Reserve Banks. When SDR certificates are issued to the Reserve Banks, equivalent amounts in U.S. dollars are credited to the account established for the Treasury and the Reserve Banks' SDR certificate accounts are increased. The Reserve Banks are required to purchase SDR certificates, at the direction of the Treasury, for the purpose of financing SDR acquisitions or for financing exchange-stabilization operations. At the time SDR certificate transactions occur, the Board of Governors allocates the SDR certificates among the Reserve Banks based upon each Reserve Bank's Federal Reserve notes outstanding at the end of the preceding calendar year. SDR certificates are recorded by the Banks at original cost. There were no SDR certificate transactions during the years ended December 31, 2014 and 2013.

c. *Coin*

The amount reported as coin in the Statements of Condition represents the face value of all United States coin held by the Bank. The Bank buys coin at face value from the U.S. Mint in order to fill depository institution orders.

d. *Loans*

Loans to depository institutions are reported at their outstanding principal balances and interest income is recognized on an accrual basis.

Loans are impaired when current information and events indicate that it is probable that the Bank will not receive the principal and interest that are due in accordance with the contractual terms of the loan agreement. Impaired loans are evaluated to determine whether an allowance for loan loss is required. The Bank has developed procedures for assessing the adequacy of any allowance for loan losses using all available information to identify incurred losses. This assessment includes monitoring information obtained from banking supervisors, borrowers, and other sources to assess the credit condition of the borrowers and, as appropriate, evaluating collateral values. Generally, the Bank would discontinue recognizing interest income on impaired loans until the borrower's repayment performance demonstrates principal and interest would be received in accordance with the terms of the loan agreement. If the Bank discontinues recording interest on an impaired loan, cash payments are first applied to principal until the loan balance is reduced to zero; subsequent payments are applied as recoveries of amounts previously deemed uncollectible, if any, and then as interest income.

FEDERAL RESERVE BANK OF SAN FRANCISCO
NOTES TO FINANCIAL STATEMENTS

e. Securities Purchased Under Agreements to Resell, Securities Sold Under Agreements to Repurchase, and Securities Lending

The FRBNY may engage in purchases of securities with primary dealers under agreements to resell (repurchase transactions). These repurchase transactions are typically settled through a tri-party arrangement. In a tri-party arrangement, two commercial custodial banks manage the collateral clearing, settlement, pricing, and pledging, and provide cash and securities custodial services for and on behalf of the FRBNY and counterparty. The collateral pledged must exceed the principal amount of the transaction by a margin determined by the FRBNY for each class and maturity of acceptable collateral. Collateral designated by the FRBNY as acceptable under repurchase transactions primarily includes Treasury securities (including Treasury Inflation-Protected Securities, Separate Trading of Registered Interest and Principal of Securities Treasury securities, and Treasury Floating Rate Notes (FRN)); direct obligations of several federal and GSE-related agencies, including Federal National Mortgage Association, Federal Home Loan Mortgage Corporation, and Federal Home Loan Banks; and pass-through federal agency and GSE MBS. The repurchase transactions are accounted for as financing transactions with the associated interest income recognized over the life of the transaction. These transactions are reported at their contractual amounts as “System Open Market Account: Securities purchased under agreements to resell” and the related accrued interest receivable is reported as a component of “System Open Market Account: Accrued interest receivable” in the Statements of Condition.

The FRBNY may engage in sales of securities under agreements to repurchase with primary dealers and with a set of expanded counterparties which includes banks, savings associations, GSEs, and domestic money market funds (Overnight and term reverse repurchase agreements). These reverse repurchase transactions, are settled through a tri-party arrangement, similar to repurchase transactions. Reverse repurchase transactions may also be executed with foreign official and international account holders as part of a service offering. Reverse repurchase agreements are collateralized by a pledge of an amount of Treasury securities, GSE debt securities, or federal agency and GSE MBS that are held in the SOMA. Reverse repurchase transactions are accounted for as financing transactions, and the associated interest expense is recognized over the life of the transaction. These transactions are reported at their contractual amounts as “System Open Market Account: Securities sold under agreements to repurchase” and the related accrued interest payable is reported as a component of “System Open Market Account: Other liabilities” in the Statements of Condition.

Treasury securities and GSE debt securities held in the SOMA may be lent to primary dealers, typically overnight, to facilitate the effective functioning of the domestic securities markets. The amortized cost basis of securities lent continues to be reported as “System Open Market Account: Treasury securities, net” and “System Open Market Account: Government-sponsored enterprise debt securities, net,” as appropriate, in the Statements of Condition. Securities lending transactions are fully collateralized by Treasury securities based on the fair values of the securities lent increased by a margin determined by the FRBNY. The FRBNY *charges* the primary dealer a fee for borrowing securities, and these fees are reported as a component of “Non-interest (loss) income: System Open Market Account: Other” in the Statements of Income and Comprehensive Income.

Activity related to securities purchased under agreements to resell, securities sold under agreements to repurchase, and securities lending is allocated to each of the Reserve Banks on a percentage basis derived from an annual settlement of the interdistrict settlement account that occurs in the second quarter of each year.

f. Treasury Securities, Government-Sponsored Enterprise Debt Securities, Federal Agency and Government-Sponsored Enterprise Mortgage-Backed Securities, Foreign Currency Denominated Investments, and Warehousing Agreements

Interest income on Treasury securities, GSE debt securities, and foreign currency denominated investments included in the SOMA is accrued using the straight-line method. Interest income on federal agency and GSE MBS is accrued using the interest method and includes amortization of premiums, accretion of

FEDERAL RESERVE BANK OF SAN FRANCISCO
NOTES TO FINANCIAL STATEMENTS

discounts, and gains or losses associated with principal paydowns. Premiums and discounts related to federal agency and GSE MBS are amortized or accreted over the term of the security to stated maturity, and the amortization of premiums and accretion of discounts are accelerated when principal payments are received. Gains and losses resulting from sales of securities are determined by specific issue based on average cost. Treasury securities, GSE debt securities, and federal agency and GSE MBS are reported net of premiums and discounts in the Statements of Condition and interest income on those securities is reported net of the amortization of premiums and accretion of discounts in the Statements of Income and Comprehensive Income.

In addition to outright purchases of federal agency and GSE MBS that are held in the SOMA, the FRBNY enters into dollar roll transactions (dollar rolls), which primarily involve an initial transaction to purchase or sell “to be announced” (TBA) MBS for delivery in the current month combined with a simultaneous agreement to sell or purchase TBA MBS on a specified future date. During the years ended December 31, 2014 and 2013, the FRBNY executed dollar rolls to facilitate settlement of outstanding purchases of federal agency and GSE MBS. The FRBNY accounts for dollar rolls as purchases or sales on a settlement-date basis. In addition, TBA MBS transactions may be paired off or assigned prior to settlement. Net gains resulting from these MBS transactions are reported as “Non-interest (loss) income: System Open Market Account: Federal agency and government-sponsored enterprise mortgage-backed securities gains, net” in the Statements of Income and Comprehensive Income.

Foreign currency denominated investments, which can include foreign currency deposits, securities purchased under agreements to resell, and government debt instruments, are revalued daily at current foreign currency market exchange rates in order to report these assets in U.S. dollars. Foreign currency translation gains and losses that result from the daily revaluation of foreign currency denominated investments are reported as “Non-interest (loss) income: System Open Market Account: Foreign currency translation losses, net” in the Statements of Income and Comprehensive Income.

Because the FRBNY enters into commitments to buy Treasury securities, federal agency and GSE MBS, and foreign government debt instruments and records the related securities on a settlement-date basis in accordance with the FAM, the related outstanding commitments are not reflected in the Statements of Condition.

Activity related to Treasury securities, GSE debt securities, and federal agency and GSE MBS, including the premiums, discounts, and realized gains and losses, is allocated to each Reserve Bank on a percentage basis derived from an annual settlement of the interdistrict settlement account that occurs in the second quarter of each year. Activity related to foreign currency denominated investments, including the premiums, discounts, and realized and unrealized gains and losses, is allocated to each Reserve Bank based on the ratio of each Reserve Bank’s capital and surplus to the Reserve Banks’ aggregate capital and surplus at the preceding December 31.

Warehousing is an arrangement under which the FOMC has approved the exchange, at the request of the Treasury, of U.S. dollars for foreign currencies held by the Treasury over a limited period. The purpose of the warehousing facility is to supplement the U.S. dollar resources of the Treasury for financing purchases of foreign currencies and related international operations. Warehousing agreements are valued daily at current market exchange rates. Activity related to these agreements is allocated to each Reserve Bank based on the ratio of each Reserve Bank’s capital and surplus to the Reserve Banks’ aggregate capital and surplus at the preceding December 31.

g. Central Bank Liquidity Swaps

Central bank liquidity swaps, which are transacted between the FRBNY and a foreign central bank, can be structured as either U.S. dollar or foreign currency liquidity swap arrangements.

Central bank liquidity swaps activity, including the related income and expense, is allocated to each Reserve Bank based on the ratio of each Reserve Bank’s capital and surplus to the Reserve Banks’ aggregate

FEDERAL RESERVE BANK OF SAN FRANCISCO
NOTES TO FINANCIAL STATEMENTS

capital and surplus at the preceding December 31. The foreign currency amounts associated with these central bank liquidity swap arrangements are revalued daily at current foreign currency market exchange rates.

U.S. dollar liquidity swaps

At the initiation of each U.S. dollar liquidity swap transaction, the foreign central bank transfers a specified amount of its currency to a restricted account for the FRBNY in exchange for U.S. dollars at the prevailing market exchange rate. Concurrent with this transaction, the FRBNY and the foreign central bank agree to a second transaction that obligates the foreign central bank to return the U.S. dollars and the FRBNY to return the foreign currency on a specified future date at the same exchange rate as the initial transaction. The Bank's allocated portion of the foreign currency amounts that the FRBNY acquires are reported as "System Open Market Account: Central bank liquidity swaps" in the Statements of Condition. Because the swap transaction will be unwound at the same U.S. dollar amount and exchange rate that were used in the initial transaction, the recorded value of the foreign currency amounts is not affected by changes in the market exchange rate.

The foreign central bank compensates the FRBNY based on the amount outstanding and the rate under the swap agreement. The Bank's allocated portion of the amount of compensation received during the term of the swap transaction is reported as "Interest income: System Open Market Account: Central bank liquidity swaps" in the Statements of Income and Comprehensive Income.

Foreign currency liquidity swaps

The structure of foreign currency liquidity swap transactions involves the transfer by the FRBNY, at the prevailing market exchange rate, of a specified amount of U.S. dollars to an account for the foreign central bank in exchange for its currency. The foreign currency amounts that the FRBNY receives are recorded as a liability.

h. Bank Premises, Equipment, and Software

Bank premises and equipment are stated at cost less accumulated depreciation. Depreciation is calculated on a straight-line basis over the estimated useful lives of the assets, which range from 2 to 50 years. Major alterations, renovations, and improvements are capitalized at cost as additions to the asset accounts and are depreciated over the remaining useful life of the asset or, if appropriate, over the unique useful life of the alteration, renovation, or improvement. Maintenance, repairs, and minor replacements are charged to operating expense in the year incurred.

Costs incurred to acquire software are capitalized based on the purchase price. Costs incurred during the application development stage to develop internal-use software are capitalized based on the cost of direct services and materials associated with designing, coding, installing, and testing the software. Capitalized software costs are amortized on a straight-line basis over the estimated useful lives of the software applications, which generally range from two to five years. Maintenance costs and minor replacements related to software are charged to operating expense in the year incurred.

Capitalized assets, including software, buildings, leasehold improvements, furniture, and equipment, are impaired and an adjustment is recorded when events or changes in circumstances indicate that the carrying amount of assets or asset groups is not recoverable and significantly exceeds the assets' fair value.

i. Interdistrict Settlement Account

Each Reserve Bank aggregates the payments due to or from other Reserve Banks. These payments result from transactions between the Reserve Banks and transactions that involve depository institution accounts held by other Reserve Banks, such as Fedwire funds and securities transfers and check and ACH transactions.

FEDERAL RESERVE BANK OF SAN FRANCISCO
NOTES TO FINANCIAL STATEMENTS

The cumulative net amount due to or from the other Reserve Banks is reflected in the “Interdistrict settlement account” in the Statements of Condition.

An annual settlement of the interdistrict settlement account occurs in the second quarter of each year. As a result of the annual settlement, the balance in each Bank’s interdistrict settlement account is adjusted by an amount equal to the average balance in the account during the previous twelve-month period ended March 31. An equal and offsetting adjustment is made to each Bank’s allocated portion of SOMA assets and liabilities.

j. *Federal Reserve Notes*

Federal Reserve notes are the circulating currency of the United States. These notes, which are identified as issued to a specific Reserve Bank, must be fully collateralized. All of the Bank’s assets are eligible to be pledged as collateral. The collateral value is equal to the book value of the collateral tendered with the exception of securities, for which the collateral value is equal to the par value of the securities tendered. The par value of securities sold under agreements to repurchase is deducted from the eligible collateral value.

The Board of Governors may, at any time, call upon a Reserve Bank for additional security to adequately collateralize outstanding Federal Reserve notes. To satisfy the obligation to provide sufficient collateral for outstanding Federal Reserve notes, the Reserve Banks have entered into an agreement that provides for certain assets of the Reserve Banks to be jointly pledged as collateral for the Federal Reserve notes issued to all Reserve Banks. In the event that this collateral is insufficient, the Federal Reserve Act provides that Federal Reserve notes become a first and paramount lien on all the assets of the Reserve Banks. Finally, Federal Reserve notes are obligations of the United States government.

“Federal Reserve notes outstanding, net” in the Statements of Condition represents the Bank’s Federal Reserve notes outstanding, reduced by the Bank’s currency holdings of \$25,477 million and \$27,431 million at December 31, 2014 and 2013, respectively.

At December 31, 2014 and 2013, all Federal Reserve notes outstanding, reduced by the Reserve Bank’s currency holdings, were fully collateralized. At December 31, 2014, all gold certificates, all special drawing rights certificates, and \$1,282 billion of domestic securities held in the SOMA were pledged as collateral. At December 31, 2014, no investments denominated in foreign currencies were pledged as collateral.

k. *Deposits*

Depository Institutions

Depository institutions’ deposits represent the reserve and service-related balances in the accounts that depository institutions hold at the Bank. The interest rates paid on required reserve balances and excess balances are determined by the Board of Governors, based on an FOMC-established target range for the federal funds rate. Interest payable is reported as a component of “Interest payable to depository institutions” in the Statements of Condition.

The Term Deposit Facility (TDF) consists of deposits with specific maturities held by eligible institutions at the Reserve Banks. The Reserve Banks pay interest on these deposits at interest rates determined by auction. Interest payable is reported as a component of “Interest payable to depository institutions” in the Statements of Condition. There were no deposits held by the Bank under the TDF at December 31, 2014 and 2013.

FEDERAL RESERVE BANK OF SAN FRANCISCO
NOTES TO FINANCIAL STATEMENTS

Other

Other deposits include the Bank's allocated portion of foreign central bank and foreign government deposits held at the FRBNY.

i. Capital Paid-in

The Federal Reserve Act requires that each member bank subscribe to the capital stock of the Reserve Bank in an amount equal to six percent of the capital and surplus of the member bank. These shares are nonvoting, with a par value of \$100, and may not be transferred or hypothecated. As a member bank's capital and surplus changes, its holdings of Reserve Bank stock must be adjusted. Currently, only one-half of the subscription is paid in, and the remainder is subject to call. A member bank is liable for Reserve Bank liabilities up to twice the par value of stock subscribed by it.

By law, each Reserve Bank is required to pay each member bank an annual dividend of six percent on the paid-in capital stock. This cumulative dividend is paid semiannually.

m. Surplus

The Board of Governors requires the Reserve Banks to maintain a surplus equal to the amount of capital paid-in. On a daily basis, surplus is adjusted to equate the balance to capital paid-in. Accumulated other comprehensive income is reported as a component of "Surplus" in the Statements of Condition and the Statements of Changes in Capital. Additional information regarding the classifications of accumulated other comprehensive income is provided in Notes 9 and 10.

n. Remittances to the Treasury

The Board of Governors requires the Reserve Banks to transfer excess earnings to the Treasury as interest on Federal Reserve notes after providing for the costs of operations, payment of dividends, and reservation of an amount necessary to equate surplus with capital paid-in. Currently, remittances to the Treasury are made on a weekly basis. This amount is reported as "Earnings remittances to the Treasury" in the Statements of Income and Comprehensive Income. The amount due to the Treasury is reported as "Accrued remittances to the Treasury" in the Statements of Condition. See Note 12 for additional information on earnings remittances to the Treasury.

If earnings during the year are not sufficient to provide for the costs of operations, payment of dividends, and equating surplus and capital paid-in, remittances to the Treasury are suspended. A deferred asset is recorded that represents the amount of net earnings a Reserve Bank will need to realize before remittances to the Treasury resume. This deferred asset is periodically reviewed for impairment.

o. Income and Costs Related to Treasury Services

When directed by the Secretary of the Treasury, the Bank is required by the Federal Reserve Act to serve as fiscal agent and depository of the United States Government. By statute, the Treasury has appropriations to pay for these services. During the years ended December 31, 2014 and 2013, the Bank was reimbursed for all services provided to the Treasury as its fiscal agent.

p. Compensation Received for Service Costs Provided

The Bank has overall responsibility for managing the Reserve Banks' provision and, as a result, reports total System revenue for these services as "Income from services" in its Statements of Income and Comprehensive Income. The Bank compensates the applicable Reserve Banks for the costs incurred to provide these services and reports the resulting compensation paid as "Operating expenses: Compensation paid for service costs incurred" in its Statements of Income and Comprehensive Income.

FEDERAL RESERVE BANK OF SAN FRANCISCO
NOTES TO FINANCIAL STATEMENTS

The Federal Reserve Bank of Atlanta has overall responsibility for managing the Reserve Banks' provision of check and ACH services to depository institutions, the FRBNY has overall responsibility for managing the Reserve Banks' provision of Fedwire funds and securities services, and the Federal Reserve Bank of Chicago has overall responsibility for managing the Reserve Banks' provision of electronic access services to depository institutions. The Reserve Bank that has overall responsibility for managing these services recognizes the related total System revenue in its Statements of Income and Comprehensive Income. The Bank is compensated for costs incurred to provide these services by the Reserve Banks responsible for managing these services and reports this compensation as "Non-interest (loss) income: Compensation received for service costs provided" in its Statements of Income and Comprehensive Income.

q. Assessments

The Board of Governors assesses the Reserve Banks to fund its operations and the operations of the Bureau. These assessments are allocated to each Reserve Bank based on each Reserve Bank's capital and surplus balances. The Board of Governors also assesses each Reserve Bank for expenses related to producing, issuing, and retiring Federal Reserve notes based on each Reserve Bank's share of the number of notes comprising the System's net liability for Federal Reserve notes on December 31 of the prior year.

The Dodd-Frank Act requires that, after the transfer of its responsibilities to the Bureau on July 21, 2011, the Board of Governors fund the Bureau in an amount not to exceed a fixed percentage of the total operating expenses of the System as reported in the Board of Governors' 2009 annual report, which totaled \$4.98 billion. After 2013, the amount will be adjusted annually in accordance with the provisions of the Dodd-Frank Act. The percentage of total operating expenses of the System for the years ended December 31, 2014 and 2013 was 12.22 percent (\$608.4 million) and 12 percent (\$597.6 million), respectively. The Bank's assessment for Bureau funding is reported as "Assessments: Bureau of Consumer Financial Protection" in the Statements of Income and Comprehensive Income.

r. Taxes

The Reserve Banks are exempt from federal, state, and local taxes, except for taxes on real property. The Bank's real property taxes were \$4 million for each of the years ended December 31, 2014 and 2013, respectively, and are reported as a component of "Operating expenses: Occupancy" in the Statements of Income and Comprehensive Income.

s. Restructuring Charges

The Reserve Banks recognize restructuring charges for exit or disposal costs incurred as part of the closure of business activities in a particular location, the relocation of business activities from one location to another, or a fundamental reorganization that affects the nature of operations. Restructuring charges may include costs associated with employee separations, contract terminations, and asset impairments. Expenses are recognized in the period in which the Bank commits to a formalized restructuring plan or executes the specific actions contemplated in the plan and all criteria for financial statement recognition have been met.

In 2014, the Treasury announced plans to consolidate the provision of substantially all fiscal agent services for the U.S. Treasury at the Federal Reserve Bank of Cleveland, the Federal Reserve Bank of Kansas City, the FRBNY, and the Federal Reserve Bank of St. Louis. The implementation plan associated with this consolidation is expected to be completed in 2018.

The Bank had no significant restructuring activities in 2014 and 2013.

FEDERAL RESERVE BANK OF SAN FRANCISCO
NOTES TO FINANCIAL STATEMENTS

t. Recently Issued Accounting Standards

In April 2014, the Financial Accounting Standards Board (FASB) issued Accounting Standards Update (ASU) 2014-08, *Presentation of Financial Statements (Topic 205) and Property, Plant, and Equipment (Topic 360): Reporting Discontinued Operations and Disclosures of Disposals of Components of an Entity*. This update changes the requirements for reporting discontinued operations, which may include a component of an entity or a group of components of an entity, or a business or nonprofit activity. This update is effective for the Bank for the year ending December 31, 2015, and is not expected to have a material effect on the Bank's financial statements.

In May 2014, the FASB issued ASU 2014-09, *Revenue from Contracts with Customers (Topic 606)*. This update was issued to create common revenue recognition guidance for U.S. GAAP and International Financial Reporting Standards. The guidance is applicable to all contracts for the transfer of goods or services regardless of industry or type of transaction. This update requires recognition of revenue in a manner that reflects the consideration that the entity expects to receive in return for the transfer of goods or services to customers. This update is effective for the Bank for the year ending December 31, 2018, and is not expected to have a material effect on the Bank's financial statements.

In June 2014, the FASB issued ASU 2014-11, *Transfer and Servicing (Topic 860): Repurchase-to-Maturity Transactions, Repurchase Financings, and Disclosures*. This update requires changes in the accounting for repurchase to maturity transactions and repurchase financing transactions. Additionally, this update provides guidance for the disclosures for certain transfers of financial assets accounted for as sales, where the transferor retains substantially all of the exposure to economic return on the transferred financial asset; and repurchase agreements, securities lending transactions, and repurchase to maturity transactions that are accounted for as secured borrowings. This update is effective for the Bank for the year ending December 31, 2015, and is not expected to have a material effect on the Bank's financial statements.

4. LOANS

Loans to Depository Institutions

The Bank offers primary, secondary, and seasonal loans to eligible borrowers, and each program has its own interest rate. Interest is accrued using the applicable interest rate established at least every 14 days by the Bank's board of directors, subject to review and determination by the Board of Governors. Primary and secondary loans are extended on a short-term basis, typically overnight, whereas seasonal loans may be extended for a period of up to nine months.

Primary, secondary, and seasonal loans are collateralized to the satisfaction of the Bank to reduce credit risk. Assets eligible to collateralize these loans include consumer, business, and real estate loans; Treasury securities; GSE debt securities; foreign sovereign debt; municipal, corporate, and state and local government obligations; asset-backed securities; corporate bonds; commercial paper; and bank-issued assets, such as certificates of deposit, bank notes, and deposit notes. Collateral is assigned a lending value that is deemed appropriate by the Bank, which is typically fair value reduced by a margin. Loans to depository institutions are monitored daily to ensure that borrowers continue to meet eligibility requirements for these programs. If a borrower no longer qualifies for these programs, the Bank will generally request full repayment of the outstanding loan or, for primary or seasonal loans, may convert the loan to a secondary credit loan. Collateral levels are reviewed daily against outstanding obligations, and borrowers that no longer have sufficient collateral to support outstanding loans are required to provide additional collateral or to make partial or full repayment.

Loans to depository institutions were \$8 million and \$220 thousand as of December 31, 2014 and 2013, respectively, with a remaining maturity within 15 days.

FEDERAL RESERVE BANK OF SAN FRANCISCO
NOTES TO FINANCIAL STATEMENTS

At December 31, 2014 and 2013, the Bank did not have any loans that were impaired, restructured, past due, or on non-accrual status, and no allowance for loan losses was required. There were no impaired loans during the years ended December 31, 2014 and 2013.

5. SYSTEM OPEN MARKET ACCOUNT

a. Domestic Securities Holdings

The FRBNY conducts domestic open market operations and, on behalf of the Reserve Banks, holds the resulting securities in the SOMA.

During the years ended December 31, 2014 and 2013, the FRBNY continued the purchase of Treasury securities and federal agency and GSE MBS under the large-scale asset purchase programs authorized by the FOMC. In September 2011, the FOMC announced that the Federal Reserve would reinvest principal payments from the SOMA portfolio holdings of GSE debt securities and federal agency and GSE MBS in federal agency and GSE MBS. In June 2012, the FOMC announced that it would continue this reinvestment policy. In September 2012, the FOMC announced that the Federal Reserve would purchase additional federal agency and GSE MBS at a pace of \$40 billion per month. In December 2012, the FOMC announced that the Federal Reserve would also purchase longer-term Treasury securities initially at a pace of \$45 billion per month after its program to extend the average maturity of its holdings of Treasury securities was completed in 2012. In December 2013, the FOMC announced that it would slow the pace of its additional asset purchases. In October 2014, the FOMC concluded its asset purchase program while maintaining its existing policy of reinvesting principal payments from its holdings of agency debt and agency mortgage-backed securities in agency mortgage-backed securities and of rolling over maturing Treasury securities at auction.

The Bank's allocated share of activity related to domestic open market operations was 10.607 percent and 9.882 percent at December 31, 2014 and 2013, respectively.

The Bank's allocated share of Treasury securities, GSE debt securities, and federal agency and GSE MBS, net, excluding accrued interest, held in the SOMA at December 31 was as follows (in millions):

	2014			
	Par	Unamortized premiums	Unaccreted discounts	Total amortized cost
Notes	\$ 173,421	\$ 2,935	\$ (819)	\$ 175,537
Bonds	87,659	13,218	(1,028)	99,849
Total Treasury securities	<u>\$ 261,080</u>	<u>\$ 16,153</u>	<u>\$ (1,847)</u>	<u>\$ 275,386</u>
GSE debt securities	<u>\$ 4,103</u>	<u>\$ 139</u>	<u>\$ -</u>	<u>\$ 4,242</u>
Federal agency and GSE MBS	<u>\$ 184,228</u>	<u>\$ 5,646</u>	<u>\$ (104)</u>	<u>\$ 189,770</u>
	2013			
	Par	Unamortized premiums	Unaccreted discounts	Total amortized cost
Notes	\$ 145,011	\$ 3,299	\$ (563)	\$ 147,747
Bonds	73,260	12,702	(550)	85,412
Total Treasury securities	<u>\$ 218,271</u>	<u>\$ 16,001</u>	<u>\$ (1,113)</u>	<u>\$ 233,159</u>
GSE debt securities	<u>\$ 5,654</u>	<u>\$ 188</u>	<u>\$ -</u>	<u>\$ 5,842</u>
Federal agency and GSE MBS	<u>\$ 147,258</u>	<u>\$ 4,425</u>	<u>\$ (107)</u>	<u>\$ 151,576</u>

FEDERAL RESERVE BANK OF SAN FRANCISCO
NOTES TO FINANCIAL STATEMENTS

The FRBNY enters into transactions for the purchase of securities under agreements to resell and transactions to sell securities under agreements to repurchase as part of its monetary policy activities. These operations are for the purpose of further assessing the appropriate structure of such operations in supporting the implementation of monetary policy during normalization. In addition, transactions to sell securities under agreements to repurchase are entered into as part of a service offering to foreign official and international account holders.

There were no material transactions related to securities purchased under agreements to resell during the years ended December 31, 2014 and 2013. Financial information related to securities sold under agreements to repurchase for the years ended December 31 was as follows (in millions):

	Allocated to the Bank		Total SOMA	
	2014	2013	2014	2013
<u>Overnight and term reverse repurchase agreements:</u>				
Contract amount outstanding, end of year	\$ 42,079	\$ 19,542	\$ 396,705	\$ 197,755
Average daily amount outstanding, during the year	13,651	411	130,281	4,161
Maximum balance outstanding, during the year	42,079	19,542	396,705	197,755
Securities pledged (par value), end of year	38,741	18,581	365,235	188,028
Securities pledged (market value), end of year	42,274	19,441	398,540	196,726
<u>Foreign official and international accounts:</u>				
Contract amount outstanding, end of year	\$ 12,000	\$ 11,677	\$ 113,132	\$ 118,169
Average daily amount outstanding, during the year	10,726	9,096	102,968	95,520
Maximum balance outstanding, during the year	12,965	11,678	122,232	118,169
Securities pledged (par value), end of year	11,493	12,098	108,355	122,424
Securities pledged (market value), end of year	12,000	11,678	113,132	118,175
Total contract amount outstanding, end of year	\$ 54,079	\$ 31,219	\$ 509,837	\$ 315,924

Securities pledged as collateral, at December 31, 2014 and 2013, consisted solely of Treasury securities.

FEDERAL RESERVE BANK OF SAN FRANCISCO
NOTES TO FINANCIAL STATEMENTS

The remaining maturity distribution of Treasury securities, GSE debt securities, federal agency and GSE MBS bought outright, and securities sold under agreements to repurchase that were allocated to the Bank at December 31, 2014 and 2013 was as follows (in millions):

	Within 15 days	16 days to 90 days	91 days to 1 year	Over 1 year to 5 years	Over 5 years to 10 years	Over 10 years	Total
December 31, 2014:							
Treasury securities (par value)	\$ -	\$ -	\$ 373	\$ 118,050	\$ 72,831	\$ 69,826	\$ 261,080
GSE debt securities (par value)	116	75	417	3,246	-	249	4,103
Federal agency and GSE MBS (par value) ¹	-	-	-	1	685	183,542	184,228
Securities sold under agreements to repurchase (contract amount)	54,079	-	-	-	-	-	54,079
December 31, 2013:							
Treasury securities (par value)	\$ -	\$ 30	\$ 17	\$ 75,432	\$ 85,450	\$ 57,342	\$ 218,271
GSE debt securities (par value)	228	748	856	3,584	6	232	5,654
Federal agency and GSE MBS (par value) ¹	-	-	-	1	252	147,005	147,258
Securities sold under agreements to repurchase (contract amount)	31,219	-	-	-	-	-	31,219

¹ The par amount shown for federal agency and GSE MBS is the remaining principal balance of the securities.

Federal agency and GSE MBS are reported at stated maturity in the table above. The estimated weighted average life of these securities, which differs from the stated maturity primarily because it factors in scheduled payments and prepayment assumptions, was approximately 5.7 and 6.5 years as of December 31, 2014 and 2013, respectively.

The amortized cost and par value of Treasury securities and GSE debt securities that were loaned from the SOMA under securities lending agreements, at December 31 were as follows (in millions):

	Allocated to the Bank		Total SOMA	
	2014	2013	2014	2013
Treasury securities (amortized cost)	\$ 1,182	\$ 1,695	\$ 11,144	\$ 17,153
Treasury securities (par value)	1,072	1,527	10,105	15,447
GSE debt securities (amortized cost)	67	109	633	1,099
GSE debt securities (par value)	65	104	616	1,055

The FRBNY enters into commitments to buy and sell Treasury securities and records the related securities on a settlement-date basis. As of December 31, 2014, there were no outstanding commitments.

The FRBNY enters into commitments to buy and sell federal agency and GSE MBS and records the related securities on a settlement-date basis. As of December 31, 2014, the total purchase price of the federal agency and GSE MBS under outstanding purchase commitments was \$28,692 million, none of which was related to dollar rolls. The total purchase price of outstanding purchase commitments allocated to the Bank was \$3,043 million, none of which related to dollar rolls. As of December 31, 2014, there were no outstanding sales commitments for federal agency and GSE MBS. These commitments, which had contractual settlement dates

FEDERAL RESERVE BANK OF SAN FRANCISCO
NOTES TO FINANCIAL STATEMENTS

extending through January 2015, are principally for the purchase of TBA MBS for which the number and identity of the pools that will be delivered to fulfill the commitment are unknown at the time of the trade. These commitments are subject to varying degrees of off-balance-sheet market risk and counterparty credit risk that result from their future settlement. The FRBNY requires the posting of cash collateral for MBS commitments as part of its risk management practices used to mitigate the counterparty credit risk.

Other assets consists primarily of cash and short-term investments related to the federal agency and GSE MBS portfolio. Other liabilities, which are primarily related to federal agency and GSE MBS purchases and sales, includes the FRBNY's obligation to return cash margin posted by counterparties as collateral under commitments to purchase and sell federal agency and GSE MBS. In addition, other liabilities includes obligations that arise from the failure of a seller to deliver MBS to the FRBNY on the settlement date. Although the FRBNY has ownership of and records its investments in the MBS as of the contractual settlement date, it is not obligated to make payment until the securities are delivered, and the amount included in other liabilities represents the FRBNY's obligation to pay for the securities when delivered. The amount of other assets and other liabilities allocated to the Bank and held in the SOMA at December 31 was as follows (in millions):

	Allocated to the Bank		Total SOMA	
	2014	2013	2014	2013
Other assets:				
MBS portfolio related cash and short term investments	\$ 3	\$ -	\$ 28	\$ 1
Other	-	-	1	1
Total other assets	\$ 3	\$ -	\$ 29	\$ 2
Other liabilities:				
Cash margin	\$ 84	\$ 130	\$ 793	\$ 1,320
Obligations from MBS transaction fails	3	1	30	11
Other	1	-	7	-
Total other liabilities	\$ 88	\$ 131	\$ 830	\$ 1,331

Accrued interest receivable on domestic securities holdings was \$25,561 million and \$23,405 million as of December 31, 2014 and 2013, respectively, of which \$2,711 million and \$2,313 million, respectively, was allocated to the Bank. These amounts are reported as a component of "System Open Market Account: Accrued interest receivable" in the Statements of Condition.

FEDERAL RESERVE BANK OF SAN FRANCISCO
NOTES TO FINANCIAL STATEMENTS

Information about transactions related to Treasury securities, GSE debt securities, and federal agency and GSE MBS during the years ended December 31, 2014 and 2013, is summarized as follows (in millions):

	Allocated to the Bank				
	Notes	Bonds	Total Treasury securities	GSE debt securities	Federal agency and GSE MBS
Balance at December 31, 2012	\$ 98,191	\$ 57,335	\$ 155,526	\$ 6,832	\$ 81,694
Purchases ¹	34,087	19,557	53,644	-	81,631
Sales ¹	-	-	-	-	-
Realized gains, net ²	-	-	-	-	-
Principal payments and maturities	(2)	-	(2)	(1,872)	(25,929)
Amortization of premiums and accretion of discounts, net	(574)	(906)	(1,480)	(75)	(667)
Inflation adjustment on inflation-indexed securities	28	64	92	-	-
Annual reallocation adjustment ³	<u>16,017</u>	<u>9,362</u>	<u>25,379</u>	<u>957</u>	<u>14,847</u>
Balance at December 31, 2013	<u>\$ 147,747</u>	<u>\$ 85,412</u>	<u>\$ 233,159</u>	<u>\$ 5,842</u>	<u>\$ 151,576</u>
Purchases ¹	16,989	8,836	25,825	-	48,350
Sales ¹	-	-	-	-	(3)
Realized gains, net ²	-	-	-	-	-
Principal payments and maturities	(48)	-	(48)	(1,895)	(21,364)
Amortization of premiums and accretion of discounts, net	(577)	(1,055)	(1,632)	(61)	(754)
Inflation adjustment on inflation-indexed securities	53	139	192	-	-
Annual reallocation adjustment ³	<u>11,373</u>	<u>6,517</u>	<u>17,890</u>	<u>356</u>	<u>11,965</u>
Balance at December 31, 2014	<u>\$ 175,537</u>	<u>\$ 99,849</u>	<u>\$ 275,386</u>	<u>\$ 4,242</u>	<u>\$ 189,770</u>
Year-ended December 31, 2013					
Supplemental information - par value of transactions:					
Purchases ⁴	\$ 33,975	\$ 17,607	\$ 51,582	\$ -	\$ 79,113
Sales	-	-	-	-	-
Year-ended December 31, 2014					
Supplemental information - par value of transactions:					
Purchases ⁴	\$ 17,208	\$ 8,605	\$ 25,813	\$ -	\$ 46,713
Sales	-	-	-	-	(3)

¹ Purchases and sales may include payments and receipts related to principal, premiums, discounts, and inflation compensation adjustments to the basis of inflation-indexed securities. The amount reported as sales includes the realized gains and losses on such transactions. Purchases and sales exclude MBS TBA transactions that are settled on a net basis.

² Realized gains, net offset the amount of realized gains and losses included in the reported sales amount.

³ Reflects the annual adjustment to the Bank's allocated portion of the related SOMA securities that results from the annual settlement of the interdistrict settlement account, as discussed in Note 3i.

⁴ Includes inflation compensation.

FEDERAL RESERVE BANK OF SAN FRANCISCO
NOTES TO FINANCIAL STATEMENTS

	Total SOMA				
	Notes	Bonds	Total Treasury securities	GSE debt securities	Federal agency and GSE MBS
Balance at December 31, 2012	\$ 1,142,219	\$ 666,969	\$ 1,809,188	\$ 79,479	\$ 950,321
Purchases ¹	358,656	206,208	564,864	-	864,537
Sales ¹	-	-	-	-	-
Realized gains, net ²	-	-	-	-	-
Principal payments and maturities	(21)	-	(21)	(19,562)	(273,990)
Amortization of premiums and accretion of discounts, net	(6,024)	(9,503)	(15,527)	(795)	(7,008)
Inflation adjustment on inflation-indexed securities	285	645	930	-	-
Balance at December 31, 2013	<u>\$ 1,495,115</u>	<u>\$ 864,319</u>	<u>\$ 2,359,434</u>	<u>\$ 59,122</u>	<u>\$ 1,533,860</u>
Purchases ¹	165,306	85,826	251,132	-	466,384
Sales ¹	-	-	-	-	(29)
Realized gains, net ²	-	-	-	-	-
Principal payments and maturities	(475)	-	(475)	(18,544)	(203,933)
Amortization of premiums and accretion of discounts, net	(5,545)	(10,132)	(15,677)	(588)	(7,199)
Inflation adjustment on inflation-indexed securities	500	1,327	1,827	-	-
Balance at December 31, 2014	<u>\$ 1,654,901</u>	<u>\$ 941,340</u>	<u>\$ 2,596,241</u>	<u>\$ 39,990</u>	<u>\$ 1,789,083</u>
Year-ended December 31, 2013					
Supplemental information - par value of transactions:					
Purchases ³	\$ 356,766	\$ 184,956	\$ 541,722	\$ -	\$ 837,490
Sales	-	-	-	-	-
Year-ended December 31, 2014					
Supplemental information - par value of transactions:					
Purchases ³	\$ 167,497	\$ 83,739	\$ 251,236	\$ -	\$ 450,633
Sales	-	-	-	-	(29)

¹ Purchases and sales may include payments and receipts related to principal, premiums, discounts, and inflation compensation adjustments to the basis of inflation-indexed securities. The amount reported as sales includes the realized gains and losses on such transactions. Purchases and sales exclude MBS TBA transactions that are settled on a net basis.

² Realized gains, net offset the amount of realized gains and losses included in the reported sales amount.

³ Includes inflation compensation.

b. Foreign Currency Denominated Investments

The FRBNY conducts foreign currency operations and, on behalf of the Reserve Banks, holds the resulting foreign currency denominated investments in the SOMA.

The FRBNY *holds* foreign currency deposits with foreign central banks and the Bank for International Settlements and invests in foreign government debt instruments of Germany, France, and Japan. These foreign government debt instruments are backed by the full faith and credit of the issuing foreign governments. In addition, the FRBNY enters into transactions to purchase Euro-denominated government debt securities under agreements to resell for which the accepted collateral is the debt instruments issued by the governments of Belgium, France, Germany, Italy, the Netherlands, and Spain, which are backed by the full faith and credit of those issuing governments.

FEDERAL RESERVE BANK OF SAN FRANCISCO
NOTES TO FINANCIAL STATEMENTS

The Bank's allocated share of activity related to foreign currency operations was 14.471 percent and 14.184 percent at December 31, 2014 and 2013, respectively.

Information about foreign currency denominated investments valued at amortized cost and foreign currency market exchange rates at December 31 was as follows (in millions):

	Allocated to Bank		Total SOMA	
	2014	2013	2014	2013
Euro:				
Foreign currency deposits	\$ 1,004	\$ 1,068	\$ 6,936	\$ 7,530
Securities purchased under agreements to resell	-	362	-	2,549
German government debt instruments	361	340	2,494	2,396
French government debt instruments	533	340	3,687	2,397
Japanese yen:				
Foreign currency deposits	373	415	2,576	2,926
Japanese government debt instruments	753	840	5,207	5,925
Total	<u>\$ 3,024</u>	<u>\$ 3,365</u>	<u>\$ 20,900</u>	<u>\$ 23,723</u>

Accrued interest receivable on foreign currency denominated investments was \$83 million and \$88 million as of December 31, 2014 and 2013, respectively, of which \$12 million was allocated to the Bank for each year. These amounts are reported as a component of "System Open Market Account: Accrued interest receivable" in the Statements of Condition.

The remaining maturity distribution of foreign currency denominated investments that were allocated to the Bank at December 31, 2014 and 2013, was as follows (in millions):

	Within 15 days	16 days to 90 days	91 days to 1 year	Over 1 year to 5 years	Total
December 31, 2014:					
Euro	\$ 526	\$ 406	\$ 238	\$ 728	\$ 1,898
Japanese yen	398	57	223	448	1,126
Total	<u>\$ 924</u>	<u>\$ 463</u>	<u>\$ 461</u>	<u>\$ 1,176</u>	<u>\$ 3,024</u>
December 31, 2013:					
Euro	\$ 998	\$ 256	\$ 307	\$ 549	\$ 2,110
Japanese yen	442	54	265	494	1,255
Total	<u>\$ 1,440</u>	<u>\$ 310</u>	<u>\$ 572</u>	<u>\$ 1,043</u>	<u>\$ 3,365</u>

There were no foreign exchange contracts related to open market operations outstanding as of December 31, 2014.

The FRBNY enters into commitments to buy foreign government debt instruments and records the related securities on a settlement-date basis. As of December 31, 2014, there were \$137 million of outstanding commitments to purchase foreign government debt instruments, of which \$20 million was allocated to the Bank. These securities settled on January 5, 2015, and replaced Euro-denominated government debt instruments held in the SOMA that matured on that date. During 2014, there were purchases and maturities of

FEDERAL RESERVE BANK OF SAN FRANCISCO
NOTES TO FINANCIAL STATEMENTS

foreign government debt instruments of \$5,494 million and \$3,337 million, respectively, of which \$795 million and \$483 million, respectively, were allocated to the Bank. There were no sales of foreign government debt instruments in 2014.

In connection with its foreign currency activities, the FRBNY may enter into transactions that are subject to varying degrees of off-balance-sheet market risk and counterparty credit risk that result from their future settlement. The FRBNY controls these risks by obtaining credit approvals, establishing transaction limits, receiving collateral in some cases, and performing monitoring procedures.

At December 31, 2014 and 2013, there was no balance outstanding under the authorized warehousing facility.

There were no transactions related to the authorized reciprocal currency arrangements with the Bank of Canada and the Bank of Mexico during the years ended December 31, 2014 and 2013.

Foreign currency working balances held and foreign exchange contracts executed by the Bank to facilitate its international payments and currency transactions it made on behalf of foreign central banks and U.S. official institution customers were not material as of December 31, 2014 and 2013.

c. Central Bank Liquidity Swaps

U.S. Dollar Liquidity Swaps

The Bank's allocated share of U.S. dollar liquidity swaps was approximately 14.471 percent and 14.184 percent at December 31, 2014 and 2013, respectively.

The total foreign currency held under U.S. dollar liquidity swaps in the SOMA at December 31, 2014 and 2013, was \$1,528 million and \$272 million, respectively, of which \$221 million and \$39 million, respectively, was allocated to the Bank.

The remaining maturity distribution of U.S. dollar liquidity swaps that were allocated to the Bank at December 31 was as follows (in millions):

	2014	2013		
	Within 15 days	Within 15 days	16 days to 90 days	Total
Euro	\$ -	\$ 16	\$ 23	\$ 39
Japanese yen	221	-	-	-
Total	\$ 221	\$ 16	\$ 23	\$ 39

Foreign Currency Liquidity Swaps

At December 31, 2014 and 2013, there was no balance outstanding related to foreign currency liquidity swaps.

d. Fair Value of SOMA Assets and Liabilities

The fair value amounts below are presented solely for informational purposes. Although the fair value of SOMA security holdings can be substantially greater than or less than the recorded value at any point in time, these unrealized gains or losses have no effect on the ability of the Reserve Banks, as the central bank, to meet their financial obligations and responsibilities. Because SOMA securities are recorded at amortized cost, cumulative unrealized gains (losses) are not recognized in the Statements of Condition and the changes in cumulative unrealized gains (losses) are not recognized in the Statements of Income and Comprehensive Income.

FEDERAL RESERVE BANK OF SAN FRANCISCO
NOTES TO FINANCIAL STATEMENTS

The fair value of the Treasury securities, GSE debt securities, federal agency and GSE MBS, and foreign government debt instruments in the SOMA's holdings is subject to market risk, arising from movements in market variables such as interest rates and credit risk. The fair value of federal agency and GSE MBS is also affected by the expected rate of prepayments of mortgage loans underlying the securities. The fair value of foreign government debt instruments is also affected by currency risk. Based on evaluations performed as of December 31, 2014, there are no credit impairments of SOMA securities holdings.

The following table presents the amortized cost, fair value, and cumulative unrealized gains (losses) on the Treasury securities, GSE debt securities, and federal agency and GSE MBS held in the SOMA at December 31 (in millions):

	Allocated to the Bank					
	2014			2013		
	Amortized cost	Fair value	Cumulative unrealized gains (losses)	Amortized cost	Fair value	Cumulative unrealized gains (losses)
Treasury securities:						
Notes	\$ 175,537	\$ 178,558	\$ 3,021	\$ 147,747	\$ 148,131	\$ 384
Bonds	99,849	111,684	11,835	85,412	83,240	(2,172)
Total Treasury securities	<u>\$ 275,386</u>	<u>\$ 290,242</u>	<u>\$ 14,856</u>	<u>\$ 233,159</u>	<u>\$ 231,371</u>	<u>\$ (1,788)</u>
GSE debt securities	4,242	4,508	266	5,842	6,150	308
Federal agency and GSE MBS	189,770	193,107	3,337	151,576	147,792	(3,784)
Total domestic SOMA portfolio securities holdings	<u>\$ 469,398</u>	<u>\$ 487,857</u>	<u>\$ 18,459</u>	<u>\$ 390,577</u>	<u>\$ 385,313</u>	<u>\$ (5,264)</u>
Memorandum - Commitments for:						
Purchases of Treasury securities	\$ -	\$ -	\$ -	\$ -	\$ -	\$ -
Purchases of Federal agency and GSE MBS	3,043	3,055	12	5,865	5,843	(22)
Sales of Federal agency and GSE MBS	-	-	-	-	-	-
	Total SOMA					
	2014			2013		
	Amortized cost	Fair value	Cumulative unrealized gains (losses)	Amortized cost	Fair value	Cumulative unrealized gains (losses)
Treasury securities:						
Notes	\$ 1,654,901	\$ 1,683,377	\$ 28,476	\$ 1,495,115	\$ 1,499,000	\$ 3,885
Bonds	941,340	1,052,916	111,576	864,319	842,336	(21,983)
Total Treasury securities	<u>\$ 2,596,241</u>	<u>\$ 2,736,293</u>	<u>\$ 140,052</u>	<u>\$ 2,359,434</u>	<u>\$ 2,341,336</u>	<u>\$ (18,098)</u>
GSE debt securities	39,990	42,499	2,509	59,122	62,236	3,114
Federal agency and GSE MBS	1,789,083	1,820,544	31,461	1,533,860	1,495,572	(38,288)
Total domestic SOMA portfolio securities holdings	<u>\$ 4,425,314</u>	<u>\$ 4,599,336</u>	<u>\$ 174,022</u>	<u>\$ 3,952,416</u>	<u>\$ 3,899,144</u>	<u>\$ (53,272)</u>
Memorandum - Commitments for:						
Purchases of Treasury securities	\$ -	\$ -	\$ -	\$ -	\$ -	\$ -
Purchases of Federal agency and GSE MBS	28,692	28,803	111	59,350	59,129	(221)
Sales of Federal agency and GSE MBS	-	-	-	-	-	-

The fair value of Treasury securities and GSE debt securities was determined using pricing services that provide market consensus prices based on indicative quotes from various market participants. The fair value of federal agency and GSE MBS was determined using a pricing service that utilizes a model-based approach that considers observable inputs for similar securities.

The cost basis of securities purchased under agreements to resell, securities sold under agreements to repurchase, and other investments held in the SOMA domestic portfolio approximate fair value.

FEDERAL RESERVE BANK OF SAN FRANCISCO
NOTES TO FINANCIAL STATEMENTS

At December 31, 2014 and 2013, the fair value of foreign currency denominated investments was \$20,996 million and \$23,802 million, respectively, of which \$3,038 million and \$3,376 million, respectively, was allocated to the Bank. The fair value of foreign government debt instruments was determined using pricing services that provide market consensus prices based on indicative quotes from various market participants. The fair value of foreign currency deposits and securities purchased under agreements to resell was determined by reference to market interest rates.

The following table provides additional information on the amortized cost and fair values of the federal agency and GSE MBS portfolio at December 31 (in millions):

Distribution of MBS holdings by coupon rate	2014		2013	
	Amortized cost	Fair value	Amortized cost	Fair value
Allocated to the Bank:				
2.0%	\$ 1,356	\$ 1,338	\$ 1,402	\$ 1,337
2.5%	12,157	12,036	12,237	11,706
3.0%	54,445	53,702	51,565	47,856
3.5%	51,053	51,910	34,556	33,436
4.0%	45,403	46,799	22,754	22,839
4.5%	16,533	17,803	18,363	19,317
5.0%	6,952	7,501	8,231	8,693
5.5%	1,616	1,741	2,124	2,245
6.0%	224	243	302	319
6.5%	31	34	42	44
Total	<u>\$ 189,770</u>	<u>\$ 193,107</u>	<u>\$ 151,576</u>	<u>\$ 147,792</u>
Total SOMA:				
2.0%	\$ 12,788	\$ 12,618	\$ 14,191	\$ 13,529
2.5%	114,609	113,468	123,832	118,458
3.0%	513,289	506,280	521,809	484,275
3.5%	481,305	489,390	349,689	338,357
4.0%	428,047	441,204	230,256	231,113
4.5%	155,867	167,844	185,825	195,481
5.0%	65,544	70,719	83,290	87,968
5.5%	15,232	16,414	21,496	22,718
6.0%	2,110	2,287	3,051	3,225
6.5%	292	320	421	448
Total	<u>\$ 1,789,083</u>	<u>\$ 1,820,544</u>	<u>\$ 1,533,860</u>	<u>\$ 1,495,572</u>

FEDERAL RESERVE BANK OF SAN FRANCISCO
NOTES TO FINANCIAL STATEMENTS

The following tables present the realized gains and the change in the cumulative unrealized gains (losses) related to SOMA domestic securities holdings during the years ended December 31, 2014 and 2013 (in millions):

	Allocated to Bank			
	2014		2013	
	Realized gains ¹	Change in cumulative unrealized gains (losses) ²	Realized gains ¹	Change in cumulative unrealized gains (losses) ²
Treasury securities	\$ -	\$ 16,390	\$ -	\$ (18,179)
GSE debt securities	-	(64)	-	(233)
Federal agency and GSE MBS	8	7,217	5	(8,031)
Total	<u>\$ 8</u>	<u>\$ 23,543</u>	<u>\$ 5</u>	<u>\$ (26,443)</u>

	Total SOMA			
	2014		2013	
	Realized gains ¹	Change in cumulative unrealized gains (losses) ²	Realized gains ¹	Change in cumulative unrealized gains (losses) ²
Treasury securities	\$ -	\$ 158,150	\$ -	\$ (183,225)
GSE debt securities	-	(605)	-	(2,411)
Federal agency and GSE MBS	81	69,749	51	(81,957)
Total	<u>\$ 81</u>	<u>\$ 227,294</u>	<u>\$ 51</u>	<u>\$ (267,593)</u>

¹ Realized gains are reported in "Non-interest (loss) income: System Open Market Account" in the Statements of Income and Comprehensive Income.

² Because SOMA securities are recorded at amortized cost, the change in the cumulative unrealized gains (losses) is not reported in the Statements of Income and Comprehensive Income.

The amount of change in cumulative unrealized gains (losses) position, net, related to foreign currency denominated investments was a gain of \$18 million and a loss of \$90 million for the years ended December 31, 2014 and 2013, respectively, of which \$3 million and \$13 million, respectively, were allocated to the Bank.

Accounting Standards Codification (ASC) Topic 820 (ASC 820) defines fair value as the price that would be received to sell an asset or paid to transfer a liability in an orderly transaction between market participants at the measurement date. ASC 820 establishes a three-level fair value hierarchy that distinguishes between assumptions developed using market data obtained from independent sources (observable inputs) and the Bank's assumptions developed using the best information available in the circumstances (unobservable inputs). The three levels established by ASC 820 are described as follows:

- Level 1 – Valuation is based on quoted prices for identical instruments traded in active markets.
- Level 2 – Valuation is based on quoted prices for similar instruments in active markets, quoted prices for identical or similar instruments in markets that are not active, and model-based valuation techniques for which all significant assumptions are observable in the market.
- Level 3 – Valuation is based on model-based techniques that use significant inputs and assumptions not observable in the market. These unobservable inputs and assumptions reflect the Bank's estimates of inputs and assumptions that market participants would use in pricing the assets and liabilities. Valuation techniques include the use of option pricing models, discounted cash flow models, and similar techniques.

Treasury securities, GSE debt securities, federal agency and GSE MBS, and foreign government debt instruments are classified as Level 2 within the ASC 820 hierarchy because the fair values are based on indicative quotes

FEDERAL RESERVE BANK OF SAN FRANCISCO
NOTES TO FINANCIAL STATEMENTS

and other observable inputs obtained from independent pricing services. The fair value hierarchy level of SOMA financial assets is not necessarily an indication of the risk associated with those assets.

6. BANK PREMISES, EQUIPMENT, AND SOFTWARE

Bank premises and equipment at December 31 were as follows (in millions):

	<u>2014</u>	<u>2013</u>
Bank premises and equipment:		
Land and land improvements	\$ 42	\$ 42
Buildings	256	252
Building machinery and equipment	60	58
Construction in progress	2	1
Furniture and equipment	<u>107</u>	<u>106</u>
Subtotal	467	459
Accumulated depreciation	<u>(229)</u>	<u>(218)</u>
Bank premises and equipment, net	<u>\$ 238</u>	<u>\$ 241</u>
Depreciation expense, for the years ended December 31	<u>\$ 16</u>	<u>\$ 15</u>

The Bank leases space to outside tenants with remaining lease terms ranging from 2 to 10 years. Rental income from such leases was \$3 million for both the years ended December 31, 2014 and 2013, and is reported as a component of “Non-interest income: Other” in the Statements of Income and Comprehensive Income. Future minimum lease payments that the Bank will receive under noncancelable lease agreements in existence at December 31, 2014, are as follows (in millions):

2015	\$ 3
2016	2
2017	1
2018	1
2019	1
Thereafter	<u>2</u>
Total	<u>\$ 10</u>

The Bank had capitalized software assets, net of amortization, of \$82 million and \$50 million at December 31, 2014 and 2013, respectively. Amortization expense was \$8 million and \$7 million for the years ended December 31, 2014 and 2013, respectively. Capitalized software assets are reported as a component of “Other assets” in the Statements of Condition and the related amortization is reported as a component of “Operating expenses: Other” in the Statements of Income and Comprehensive Income.

FEDERAL RESERVE BANK OF SAN FRANCISCO
NOTES TO FINANCIAL STATEMENTS

7. COMMITMENTS AND CONTINGENCIES

In conducting its operations, the Bank enters into contractual commitments, normally with fixed expiration dates or termination provisions, at specific rates and for specific purposes.

At December 31, 2014, the Bank was obligated under noncancelable leases for premises and equipment with remaining terms of approximately 5 years. These leases provide for increased lease payments based upon increases in real estate taxes, operating costs, or selected price indexes.

Rental expense under operating leases for certain operating facilities, warehouses, and data processing and office equipment (including taxes, insurance, and maintenance when included in rent), net of sublease rentals, for years ended December 31, 2014 and 2013 were not material.

Future minimum lease payments under noncancelable operating leases, net of sublease rentals, with remaining terms of one year or more, at December 31, 2014, were not material.

At December 31, 2014, the Bank, acting on behalf of the Reserve Banks, had unrecorded unconditional purchase commitments extending through the year 2022 with a remaining fixed commitment of \$191 million. Purchases of \$44 million and \$37 million were made against these commitments during 2014 and 2013, respectively. These commitments are for maintenance of currency processing machines and have variable and fixed components. The variable portion of the commitment is for machine shifts added or removed during the year. The fixed payments for the next five years under these commitments are as follows (in millions):

2015	\$	7
2016		25
2017		26
2018		26
2019		26

Under the Insurance Agreement of the Reserve Banks, each of the Reserve Banks has agreed to bear, on a per-incident basis, a share of certain losses in excess of 1 percent of the capital paid-in of the claiming Reserve Bank, up to 50 percent of the total capital paid-in of all Reserve Banks. Losses are borne in the ratio of a Reserve Bank's capital paid-in to the total capital paid-in of all Reserve Banks at the beginning of the calendar year in which the loss is shared. No claims were outstanding under the agreement at December 31, 2014 and 2013.

The Bank is involved in certain legal actions and claims arising in the ordinary course of business. Although it is difficult to predict the ultimate outcome of these actions, in management's opinion, based on discussions with counsel, the legal actions and claims will be resolved without material adverse effect on the financial position or results of operations of the Bank.

**FEDERAL RESERVE BANK OF SAN FRANCISCO
NOTES TO FINANCIAL STATEMENTS**

8. RETIREMENT AND THRIFT PLANS

Retirement Plans

The Bank currently offers three defined benefit retirement plans to its employees, based on length of service and level of compensation. Substantially all of the employees of the Reserve Banks, Board of Governors, and Office of Employee Benefits of the Federal Reserve System participate in the Retirement Plan for Employees of the Federal Reserve System (System Plan). Under the Dodd-Frank Act, newly hired Bureau employees are eligible to participate in the System Plan. In addition, employees at certain compensation levels participate in the Benefit Equalization Retirement Plan (BEP) and certain Reserve Bank officers participate in the Supplemental Retirement Plan for Select Officers of the Federal Reserve Banks (SERP).

The FRBNY, on behalf of the System, recognizes the net asset or net liability and costs associated with the System Plan in its consolidated financial statements. During the years ended December 31, 2014 and 2013, certain costs associated with the System Plan were reimbursed by the Bureau.

The Bank's projected benefit obligation, funded status, and net pension expenses for the BEP and the SERP at December 31, 2014 and 2013, and for the years then ended, were not material.

Thrift Plan

Employees of the Bank participate in the defined contribution Thrift Plan for Employees of the Federal Reserve System (Thrift Plan). The Bank matches 100 percent of the first 6 percent of employee contributions from the date of hire and provides an automatic employer contribution of 1 percent of eligible pay. The Bank's Thrift Plan contributions totaled \$11 million and \$10 million for the years ended December 31, 2014 and 2013, respectively, and are reported as a component of "Operating expenses: Salaries and benefits" in the Statements of Income and Comprehensive Income.

9. POSTRETIREMENT BENEFITS OTHER THAN RETIREMENT PLANS AND POSTEMPLOYMENT BENEFITS

Postretirement Benefits Other Than Retirement Plans

In addition to the Bank's retirement plans, employees who have met certain age and length-of-service requirements are eligible for both medical and life insurance benefits during retirement.

The Bank funds benefits payable under the medical and life insurance plans as due and, accordingly, has no plan assets.

FEDERAL RESERVE BANK OF SAN FRANCISCO
NOTES TO FINANCIAL STATEMENTS

Following is a reconciliation of the beginning and ending balances of the benefit obligation (in millions):

	2014	2013
Accumulated postretirement benefit obligation at January 1	\$ 95.8	\$ 105.0
Service cost benefits earned during the period	3.4	4.0
Interest cost on accumulated benefit obligation	4.5	4.0
Net actuarial loss (gain)	8.6	(12.1)
Special termination benefits loss	-	0.2
Contributions by plan participants	2.4	2.1
Benefits paid	(7.5)	(7.5)
Medicare Part D subsidies	0.3	0.3
Plan amendments	-	(0.2)
Accumulated postretirement benefit obligation at December 31	\$ 107.5	\$ 95.8

At December 31, 2014 and 2013, the weighted-average discount rate assumptions used in developing the postretirement benefit obligation were 3.96 percent and 4.79 percent, respectively.

Discount rates reflect yields available on high-quality corporate bonds that would generate the cash flows necessary to pay the plan's benefits when due. The System Plan discount rate assumption setting convention uses an unrounded rate.

Following is a reconciliation of the beginning and ending balance of the plan assets, and the unfunded postretirement benefit obligation and accrued postretirement benefit costs (in millions):

	2014	2013
Fair value of plan assets at January 1	\$ -	\$ -
Contributions by the employer	4.8	5.1
Contributions by plan participants	2.4	2.1
Benefits paid	(7.5)	(7.5)
Medicare Part D subsidies	0.3	0.3
Fair value of plan assets at December 31	\$ -	\$ -
Unfunded obligation and accrued postretirement benefit cost	\$ 107.5	\$ 95.8

Amounts included in accumulated other comprehensive loss are shown below:

Prior service cost	\$ 0.2	\$ 0.2
Net actuarial (loss)	(18.2)	(9.2)
Total accumulated other comprehensive loss	\$ (18.0)	\$ (9.0)

Accrued postretirement benefit costs are reported as a component of "Accrued benefit costs" in the Statements of Condition.

FEDERAL RESERVE BANK OF SAN FRANCISCO
NOTES TO FINANCIAL STATEMENTS

For measurement purposes, the assumed health-care cost trend rates at December 31 are as follows:

	<u>2014</u>	<u>2013</u>
Health-care cost trend rate assumed for next year	6.60%	7.00%
Rate to which the cost trend rate is assumed to decline (the ultimate trend rate)	4.75%	5.00%
Year that the rate reaches the ultimate trend rate	2019	2019

Assumed health-care cost trend rates have a significant effect on the amounts reported for health-care plans. A one percentage point change in assumed health-care cost trend rates would have the following effects for the year ended December 31, 2014 (in millions):

	<u>One percentage point increase</u>	<u>One percentage point decrease</u>
Effect on aggregate of service and interest cost components of net periodic postretirement benefit costs	\$ 0.1	\$ (0.1)
Effect on accumulated postretirement benefit obligation	\$ 0.2	\$ (0.4)

The following is a summary of the components of net periodic postretirement benefit expense for the years ended December 31 (in millions):

	<u>2014</u>	<u>2013</u>
Service cost-benefits earned during the period	\$ 3.4	\$ 4.0
Interest cost on accumulated benefit obligation	4.5	4.0
Amortization of net actuarial loss	-	1.8
Total periodic expense	<u>7.9</u>	<u>9.8</u>
Special termination benefits loss	<u>0.1</u>	<u>0.2</u>
Net periodic postretirement benefit expense	<u>\$ 8.0</u>	<u>\$ 10.0</u>

Estimated amounts that will be amortized from accumulated other comprehensive loss into net periodic postretirement benefit expense in 2015 are shown below:

Prior service cost	\$ -
Net actuarial loss	0.9
Total	<u>\$ 0.9</u>

Net postretirement benefit costs are actuarially determined using a January 1 measurement date. At January 1, 2014 and 2013, the weighted-average discount rate assumptions used to determine net periodic postretirement benefit costs were 4.79 percent and 3.75 percent, respectively.

Net periodic postretirement benefit expense is reported as a component of "Operating expenses: Salaries and benefits" in the Statements of Income and Comprehensive Income.

The Medicare Prescription Drug, Improvement and Modernization Act of 2003 established a prescription drug benefit under Medicare (Medicare Part D) and a federal subsidy to sponsors of retiree health-care benefit plans that provide benefits that are at least actuarially equivalent to Medicare Part D. The benefits provided under

FEDERAL RESERVE BANK OF SAN FRANCISCO
NOTES TO FINANCIAL STATEMENTS

the Bank's plan to certain participants are at least actuarially equivalent to the Medicare Part D prescription drug benefit. The estimated effects of the subsidy are reflected in actuarial loss in the accumulated postretirement benefit obligation and net periodic postretirement benefit expense.

Federal Medicare Part D subsidy receipts were \$281 thousand and \$215 thousand in the years ended December 31, 2014 and 2013, respectively. Expected receipts in 2015, related to benefits paid in the years ended December 31, 2014 and 2013, are \$151 thousand.

Following is a summary of expected postretirement benefit payments (in millions):

	<u>Without subsidy</u>	<u>With subsidy</u>
2015	\$ 6.0	\$ 5.7
2016	6.3	6.0
2017	6.5	6.2
2018	6.8	6.5
2019	7.0	6.7
2020 - 2024	<u>38.1</u>	<u>35.7</u>
Total	<u>\$ 70.7</u>	<u>\$ 66.8</u>

Postemployment Benefits

The Bank offers benefits to former or inactive employees. Postemployment benefit costs are actuarially determined using a December 31 measurement date and include the cost of providing disability; medical, dental, and vision insurance; and survivor income benefits. The accrued postemployment benefit costs recognized by the Bank at December 31, 2014 and 2013 were \$16 million for each year. This cost is included as a component of "Accrued benefit costs" in the Statements of Condition. Net periodic postemployment benefit expense (credit) included in 2014 and 2013 operating expenses were \$3 million and \$249 thousand, respectively, and are recorded as a component of "Operating expenses: Salaries and benefits" in the Statements of Income and Comprehensive Income.

**FEDERAL RESERVE BANK OF SAN FRANCISCO
NOTES TO FINANCIAL STATEMENTS**

10. ACCUMULATED OTHER COMPREHENSIVE INCOME AND OTHER COMPREHENSIVE INCOME

Following is a reconciliation of beginning and ending balances of accumulated other comprehensive loss as of December 31 (in millions):

	2014	2013
	Amount related to postretirement benefits other than retirement plans	Amount related to postretirement benefits other than retirement plans
Balance at January 1	\$ (9.0)	\$ (23.0)
Change in funded status of benefit plans:		
Prior service costs arising during the year	-	0.2
Change in prior service costs related to benefit plans	-	0.2
Net actuarial (loss) gain arising during the year	(9.0)	12.1
Amortization of net actuarial loss	-	1.7
Change in actuarial (losses) gain related to benefit plans	(9.0)	13.8
Change in funded status of benefit plans - other comprehensive (loss) income	(9.0)	14.0
Balance at December 31	(18.0)	\$ (9.0)

¹ Reclassification is reported as a component of "Operating Expenses: Salaries and benefits" in the Statements of Income and Comprehensive Income.

Additional detail regarding the classification of accumulated other comprehensive loss is included in Note 9.

11. BUSINESS RESTRUCTURING CHARGES

In 2014, the Treasury announced a plan to consolidate the number of Reserve Banks providing fiscal agent services to the Treasury from ten to four. As a result of this initiative, the Debt Collection and Payments for Treasury performed by the Federal Reserve Bank of San Francisco will be transitioned to the Federal Reserve Bank of Kansas City.

The Bank business restructuring charges in 2014 were not material. The Bank had no restructuring charges in 2013.

FEDERAL RESERVE BANK OF SAN FRANCISCO
NOTES TO FINANCIAL STATEMENTS

12. DISTRIBUTION OF COMPREHENSIVE INCOME

In accordance with Board policy, Reserve Banks remit excess earnings, after providing for dividends and the amount necessary to equate surplus with capital paid-in, to the U.S. Treasury as earnings remittances to the Treasury. The following table presents the distribution of the Bank's comprehensive income in accordance with the Board's policy for the years ended December 31 (in millions):

	2014	2013
Dividends on capital stock	\$ 246	\$ 237
Transfer to (from) surplus - amount required to equate surplus with capital paid-in	215	100
Earnings remittances to the Treasury	9,809	7,026
Total distribution	\$ 10,270	\$ 7,363

13. SUBSEQUENT EVENTS

There were no subsequent events that require adjustments to or disclosures in the financial statements as of December 31, 2014. Subsequent events were evaluated through March 11, 2015, which is the date that the financial statements were available to be issued.