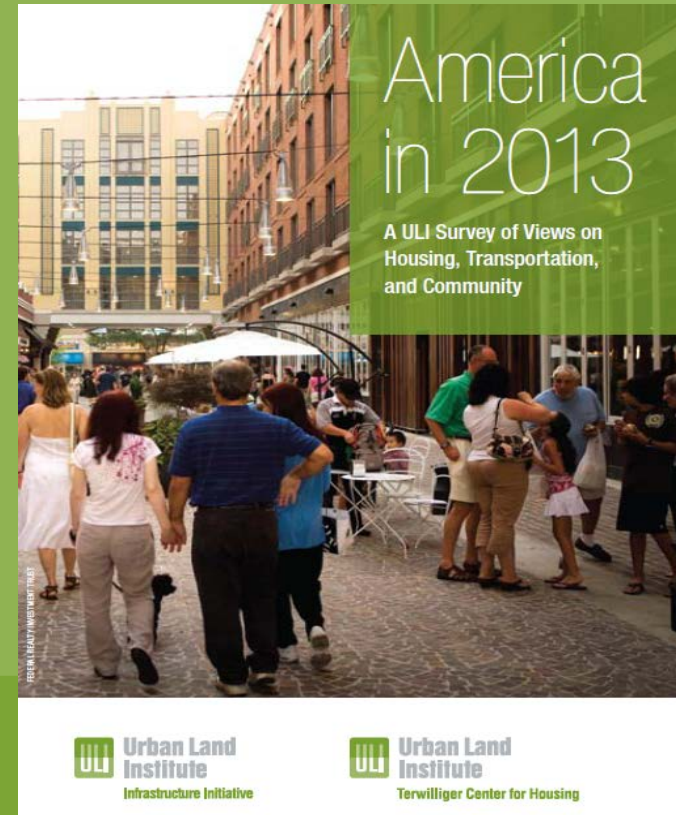


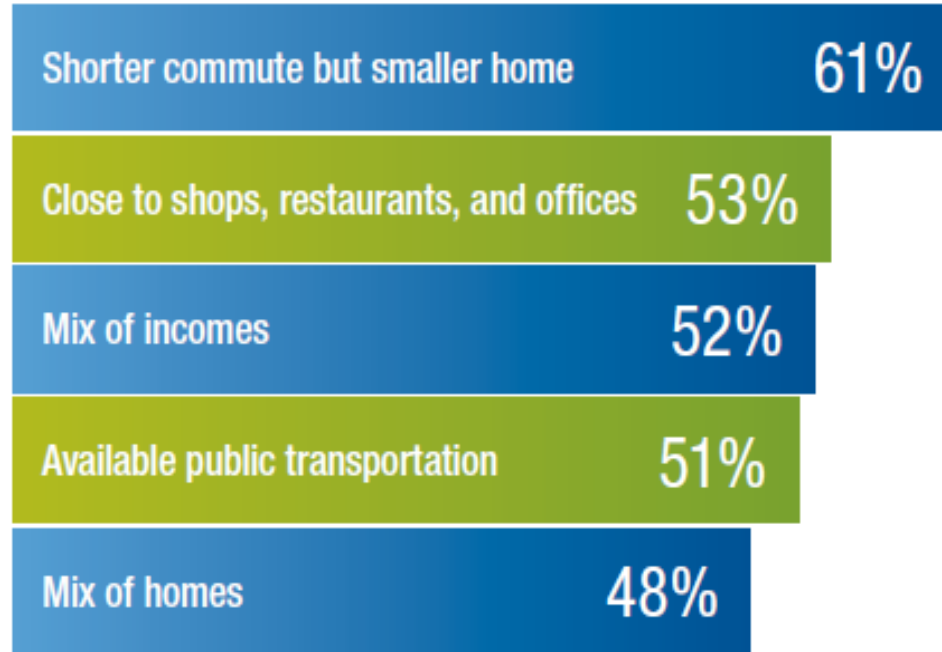
AMERICA IN 2013: OLDER ADULTS & COMPACT DEVELOPMENT



Forum on Financial Experiences of Older Adults
Washington, DC | July 17, 2013

COMPACT DEVELOPMENT RESONATES

Percentage Indicating a Preference for These Community Attributes



54% of all adults surveyed chose three or more compact development attributes.

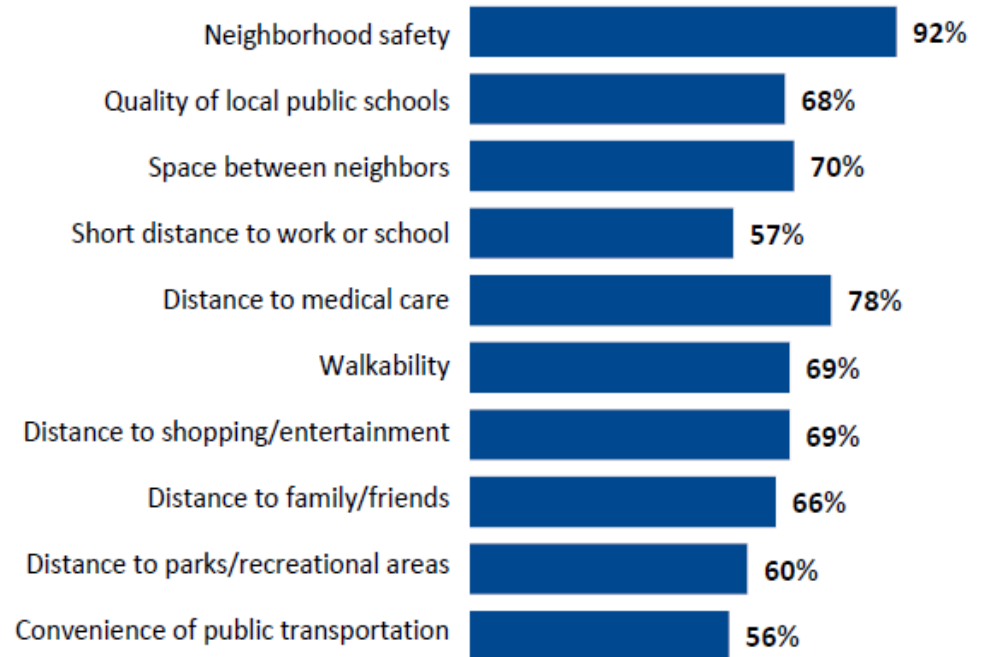
- Baby Boomers: 57%
- War Babies/Silent Generation: 51%

BABY BOOMERS (48-66)


Most likely to...

- Want to live in a smaller home and have a shorter commute
- Prefer being close to parks and open space
- Desire space between themselves and their neighbors
- Want to live where the homes are similar

Importance of community features



Percent preferring compact



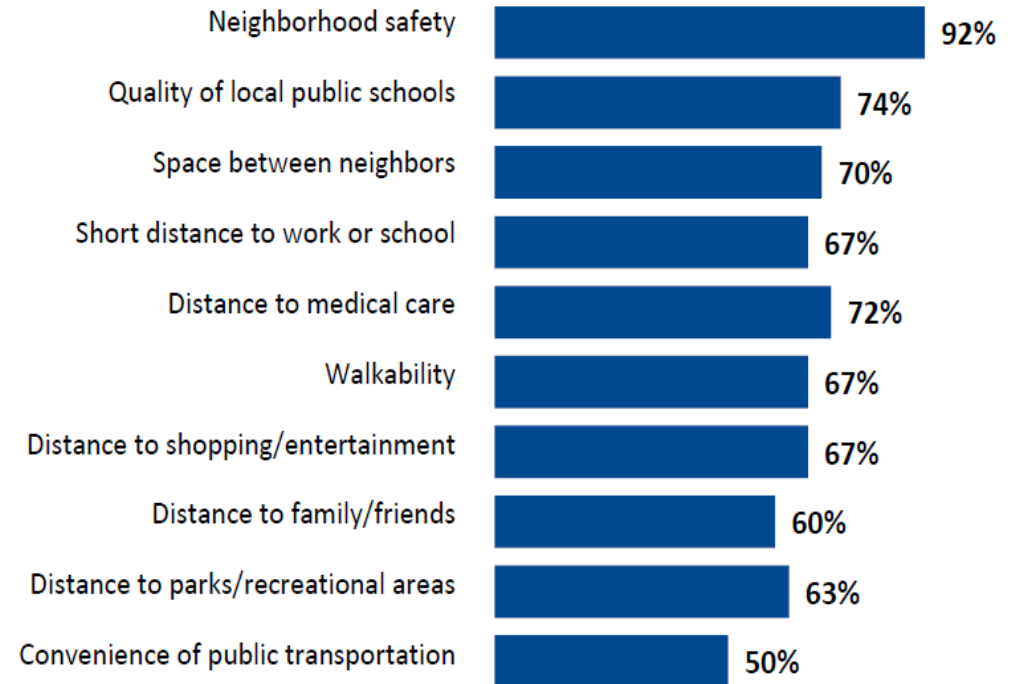
0% 20% 40% 60% 80% 100%

WAR BABIES (67-82) & SILENT GENERATION (83+)


Most likely to...

- Stay in their current homes
- Want to live in walkable neighborhoods
- Want to be close to health services, friends and family, shopping and entertainment
- Live alone

Importance of community features



Percent preferring compact



0% 20% 40% 60% 80% 100%

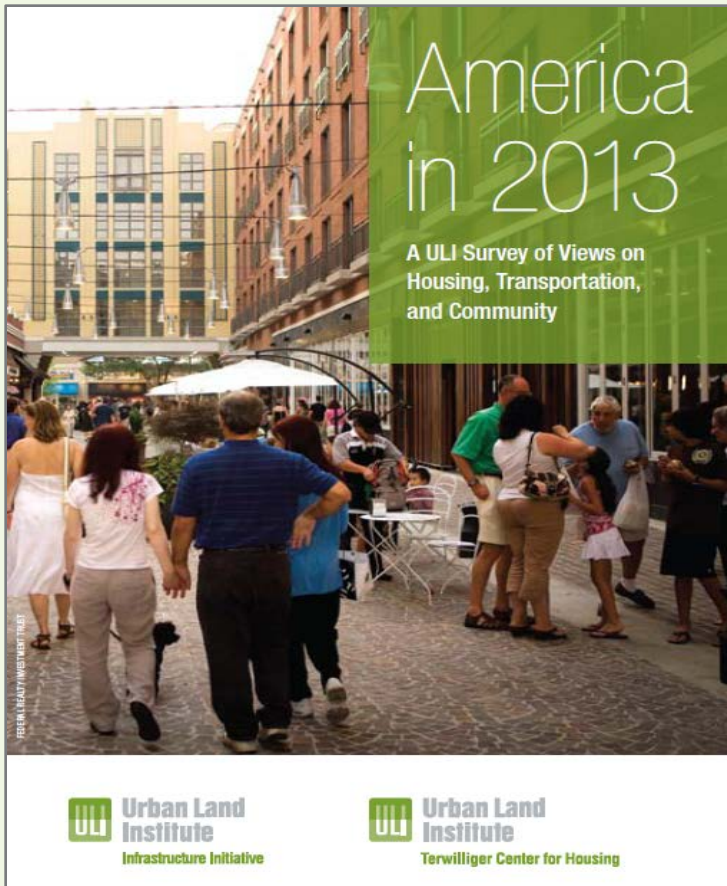
COMPACT DEVELOPMENT BENEFITS AND TOOLS

Compact Development Supports...

- Housing Diversity (Type and Tenure)
- Multigenerational Living
- H + T Burden Reduction
- Mixed-Use Development
- Transit-Oriented Development
- Walkability and Multi-modal Transport
- Efficient Use of Land, Infrastructure, Energy
- Proximity to Desired Places/Services

Policy Tools

- Transit Oriented Development
- Inclusionary Housing
- ADUs and Infill
- Zoning—
Upzoning, Overlays, Form-Based Codes
- Maximum Parking Standards
- Comprehensive Planning and Placemaking



Lynn M. Ross, AICP

Email: lynn.ross@uli.org

Twitter: [@mslynnross](https://twitter.com/mslynnross)
[@ULIHousing](https://twitter.com/ULIHousing)

Full survey results, video, articles:
<http://www.uli.org/communitysurvey>