

Minutes of the Federal Open Market Committee January 24–25, 2012

A meeting of the Federal Open Market Committee was held in the offices of the Board of Governors in Washington, D.C., on Tuesday, January 24, 2012, at 10:00 a.m., and continued on Wednesday, January 25, 2012, at 8:30 a.m.

PRESENT:

Ben Bernanke, Chairman
William C. Dudley, Vice Chairman
Elizabeth Duke
Jeffrey M. Lacker
Dennis P. Lockhart
Sandra Pianalto
Sarah Bloom Raskin
Daniel K. Tarullo
John C. Williams
Janet L. Yellen

James Bullard, Christine Cumming, Charles L. Evans, Esther L. George, and Eric Rosengren, Alternate Members of the Federal Open Market Committee

Richard W. Fisher, Narayana Kocherlakota, and Charles I. Plosser, Presidents of the Federal Reserve Banks of Dallas, Minneapolis, and Philadelphia, respectively

William B. English, Secretary and Economist
Deborah J. Danker, Deputy Secretary
Matthew M. Luecke, Assistant Secretary
David W. Skidmore, Assistant Secretary
Michelle A. Smith, Assistant Secretary
Scott G. Alvarez, General Counsel
Thomas C. Baxter, Deputy General Counsel
Steven B. Kamin, Economist
David W. Wilcox, Economist

David Altig, Thomas A. Connors, Michael P. Leahy, William Nelson, Simon Potter, David Reifschneider, Glenn D. Rudebusch, and William Wascher, Associate Economists

Brian Sack, Manager, System Open Market Account

Michael S. Gibson, Director, Division of Banking Supervision and Regulation, Board of Governors

Nellie Liang, Director, Office of Financial Stability Policy and Research, Board of Governors

Jon W. Faust and Andrew T. Levin, Special Advisors to the Board, Office of Board Members, Board of Governors

James A. Clouse, Deputy Director, Division of Monetary Affairs, Board of Governors

Linda Robertson, Assistant to the Board, Office of Board Members, Board of Governors

Daniel E. Sichel, Senior Associate Director, Division of Research and Statistics, Board of Governors

Ellen E. Meade, Stephen A. Meyer, and Joyce K. Zickler, Senior Advisers, Division of Monetary Affairs, Board of Governors; Lawrence Slifman, Senior Adviser, Division of Research and Statistics, Board of Governors

Eric M. Engen¹ and Daniel M. Covitz, Associate Directors, Division of Research and Statistics, Board of Governors; Trevor A. Reeve, Associate Director, Division of International Finance, Board of Governors

Joshua Gallin,¹ Deputy Associate Director, Division of Research and Statistics, Board of Governors

David H. Small, Project Manager, Division of Monetary Affairs, Board of Governors

Chiara Scotti, Senior Economist, Division of International Finance, Board of Governors; Louise Sheiner, Senior Economist, Division of Research and Statistics, Board of Governors

¹ Attended Tuesday's session only.

Lyle Kumasaka, Senior Financial Analyst, Division of Monetary Affairs, Board of Governors

Kurt F. Lewis, Economist, Division of Monetary Affairs, Board of Governors

Randall A. Williams, Records Management Analyst, Division of Monetary Affairs, Board of Governors

Kenneth C. Montgomery, First Vice President, Federal Reserve Bank of Boston

Jeff Fuhrer, Loretta J. Mester, Harvey Rosenblum, and Daniel G. Sullivan, Executive Vice Presidents, Federal Reserve Banks of Boston, Philadelphia, Dallas, and Chicago, respectively

Craig S. Hakkio, Mark E. Schweitzer, Christopher J. Waller, and Kei-Mu Yi, Senior Vice Presidents, Federal Reserve Banks of Kansas City, Cleveland, St. Louis, and Minneapolis, respectively

John Duca² and Andrew Haughwout,² Vice Presidents, Federal Reserve Banks of Dallas and New York, respectively

Julie Ann Remache, Assistant Vice President, Federal Reserve Bank of New York

Robert L. Hetzel, Senior Economist, Federal Reserve Bank of Richmond

Daniel Cooper,² Economist, Federal Reserve Bank of Boston

² Attended the discussion of the role of financial conditions in economic recovery.

Role of Financial Conditions in Economic Recovery: Lending and Leverage

Staff summarized research projects being conducted across the Federal Reserve System on the effects of changes in lending practices and household leverage on consumer spending in recent years. These projects provided a range of views regarding the size and importance of such effects. An analysis employing aggregate time-series data indicated that changes in income, household assets and liabilities, and credit availability

can largely account for the movements in aggregate consumption seen since the mid-1990s; this finding suggests that changes in credit conditions may have been an important factor driving changes in the saving rate in recent years. A second analysis used data on borrowing, debt repayments, and other credit factors for individual borrowers; this study found that movements in leverage—resulting from voluntary loan repayments and from loan charge-offs—have had a substantial effect on the cash flow of many households over time, and thus presumably on their spending. However, a third study, which employed household-level data, suggested that movements in consumption before, during, and after the recession were driven primarily by employment, income, and net worth, leaving little variation to be explained by changes in leverage and credit availability.

In their discussion following the staff presentation, several meeting participants considered possible reasons for the differing results of the various analyses; participants also noted contrasts between these findings and those reported in some academic research. Several possible explanations for the varying conclusions were discussed, including differences across studies in model specification and data, as well as differences in the definition of deleveraging. In addition, it was noted that data limitations make it difficult to reach firm conclusions on this issue, at least at this time. Participants also considered the possible influence on aggregate consumer spending of changes in real interest rates and the distribution of income, the potential for policy actions to affect the fundamental factors driving household saving, and whether households' spending behavior is being affected by concerns about the future of Social Security.

Annual Organizational Matters

In the agenda for this meeting, it was reported that advice of the election of the following members and alternate members of the Federal Open Market Committee for a term beginning January 24, 2012, had been received and that these individuals had executed their oaths of office.

The elected members and alternate members were as follows:

William C. Dudley, President of the Federal Reserve Bank of New York, with Christine Cumming, First Vice President of the Federal Reserve Bank of New York, as alternate.

Jeffrey M. Lacker, President of the Federal Reserve Bank of Richmond, with Eric Rosengren, President of the Federal Reserve Bank of Boston, as alternate.

Sandra Pianalto, President of the Federal Reserve Bank of Cleveland, with Charles L. Evans, President of the Federal Reserve Bank of Chicago, as alternate.

Dennis P. Lockhart, President of the Federal Reserve Bank of Atlanta, with James Bullard, President of the Federal Reserve Bank of St. Louis, as alternate.

John C. Williams, President of the Federal Reserve Bank of San Francisco, with Esther L. George, President of the Federal Reserve Bank of Kansas City, as alternate.

By unanimous vote, the following officers of the Federal Open Market Committee were selected to serve until the selection of their successors at the first regularly scheduled meeting of the Committee in 2013:

Ben Bernanke	Chairman
William C. Dudley	Vice Chairman
William B. English	Secretary and Economist
Deborah J. Danker	Deputy Secretary
Matthew M. Luecke	Assistant Secretary
David W. Skidmore	Assistant Secretary
Michelle A. Smith	Assistant Secretary
Scott G. Alvarez	General Counsel
Thomas C. Baxter	Deputy General Counsel
Richard M. Ashton	Assistant General Counsel
Steven B. Kamin	Economist
David W. Wilcox	Economist

David Altig	
Thomas A. Connors	
Michael P. Leahy	
William Nelson	
Simon Potter	
David Reifschneider	
Glenn D. Rudebusch	
Mark S. Sniderman	
William Wascher	
John A. Weinberg	Associate Economists

By unanimous vote, the Federal Reserve Bank of New York was selected to execute transactions for the System Open Market Account.

By unanimous vote, Brian Sack was selected to serve at the pleasure of the Committee as Manager, System

Open Market Account, on the understanding that his selection was subject to being satisfactory to the Federal Reserve Bank of New York.

Secretary's note: Advice subsequently was received that the selection of Mr. Sack as Manager was satisfactory to the Board of Directors of the Federal Reserve Bank of New York.

By unanimous vote, the Authorization for Domestic Open Market Operations was amended to allow lending of securities on longer than an overnight basis to accommodate weekend, holiday, and similar trading conventions. The Guidelines for the Conduct of System Open Market Operations in Federal-Agency Issues remained suspended.

AUTHORIZATION FOR DOMESTIC OPEN MARKET OPERATIONS (Amended January 24, 2012)

1. The Federal Open Market Committee authorizes and directs the Federal Reserve Bank of New York, to the extent necessary to carry out the most recent domestic policy directive adopted at a meeting of the Committee:

A. To buy or sell U.S. Government securities, including securities of the Federal Financing Bank, and securities that are direct obligations of, or fully guaranteed as to principal and interest by, any agency of the United States in the open market, from or to securities dealers and foreign and international accounts maintained at the Federal Reserve Bank of New York, on a cash, regular, or deferred delivery basis, for the System Open Market Account at market prices, and, for such Account, to exchange maturing U.S. Government and Federal agency securities with the Treasury or the individual agencies or to allow them to mature without replacement;

B. To buy or sell in the open market U.S. Government securities, and securities that are direct obligations of, or fully guaranteed as to principal and interest by, any agency of the United States, for the System Open Market Account under agreements to resell or repurchase such securities or obligations (including such transactions as are commonly referred to as repo and reverse repo transactions) in 65 business days or less, at rates that, unless otherwise expressly authorized by the Committee, shall be determined by competitive bidding, after applying reason-

able limitations on the volume of agreements with individual counterparties.

2. In order to ensure the effective conduct of open market operations, the Federal Open Market Committee authorizes the Federal Reserve Bank of New York to use agents in agency MBS-related transactions.

3. In order to ensure the effective conduct of open market operations, the Federal Open Market Committee authorizes the Federal Reserve Bank of New York to lend on an overnight basis U.S. Government securities and securities that are direct obligations of any agency of the United States, held in the System Open Market Account, to dealers at rates that shall be determined by competitive bidding. The Federal Reserve Bank of New York shall set a minimum lending fee consistent with the objectives of the program and apply reasonable limitations on the total amount of a specific issue that may be auctioned and on the amount of securities that each dealer may borrow. The Federal Reserve Bank of New York may reject bids which could facilitate a dealer's ability to control a single issue as determined solely by the Federal Reserve Bank of New York. The Federal Reserve Bank of New York may lend securities on longer than an overnight basis to accommodate weekend, holiday, and similar trading conventions.

4. In order to ensure the effective conduct of open market operations, while assisting in the provision of short-term investments for foreign and international accounts maintained at the Federal Reserve Bank of New York and accounts maintained at the Federal Reserve Bank of New York as fiscal agent of the United States pursuant to Section 15 of the Federal Reserve Act, the Federal Open Market Committee authorizes and directs the Federal Reserve Bank of New York:

A. for System Open Market Account, to sell U.S. Government securities, and securities that are direct obligations of, or fully guaranteed as to principal and interest by, any agency of the United States, to such accounts on the bases set forth in paragraph 1.A under agreements providing for the resale by such accounts of those securities in 65 business days or less on terms comparable to those available on such transactions in the market; and

B. for New York Bank account, when appropriate, to undertake with dealers, subject to the conditions imposed on purchases and sales of securities in paragraph 1.B, repurchase agreements in U.S. Government securities, and securities that are direct obligations of, or fully guaranteed as to principal and interest by, any agency of the United States, and to arrange corresponding sale and repurchase agreements

between its own account and such foreign, international, and fiscal agency accounts maintained at the Bank.

Transactions undertaken with such accounts under the provisions of this paragraph may provide for a service fee when appropriate.

5. In the execution of the Committee's decision regarding policy during any intermeeting period, the Committee authorizes and directs the Federal Reserve Bank of New York, upon the instruction of the Chairman of the Committee, to adjust somewhat in exceptional circumstances the degree of pressure on reserve positions and hence the intended federal funds rate and to take actions that result in material changes in the composition and size of the assets in the System Open Market Account other than those anticipated by the Committee at its most recent meeting. Any such adjustment shall be made in the context of the Committee's discussion and decision at its most recent meeting and the Committee's long-run objectives for price stability and sustainable economic growth, and shall be based on economic, financial, and monetary developments during the intermeeting period. Consistent with Committee practice, the Chairman, if feasible, will consult with the Committee before making any adjustment.

The Committee voted to reaffirm the Authorization for Foreign Currency Operations, the Foreign Currency Directive, and the Procedural Instructions with Respect to Foreign Currency Operations as shown below. The votes to reaffirm these documents included approval of the System's warehousing agreement with the U.S. Treasury. Mr. Lacker dissented in the votes on the Authorization for Foreign Currency Operations and the Foreign Currency Directive to indicate his opposition to foreign currency intervention by the Federal Reserve. In his view, such intervention would be ineffective if it did not also signal a shift in domestic monetary policy; and if it did signal such a shift, it could potentially compromise the Federal Reserve's monetary policy independence.

AUTHORIZATION FOR FOREIGN CURRENCY OPERATIONS
(Reaffirmed January 24, 2012)

1. The Federal Open Market Committee authorizes and directs the Federal Reserve Bank of New York, for System Open Market Account, to the extent necessary to carry out the Committee's foreign currency directive and express authorizations by the Committee pursuant thereto, and in conformity with such procedural in-

structions as the Committee may issue from time to time:

A. To purchase and sell the following foreign currencies in the form of cable transfers through spot or forward transactions on the open market at home and abroad, including transactions with the U.S. Treasury, with the U.S. Exchange Stabilization Fund established by Section 10 of the Gold Reserve Act of 1934, with foreign monetary authorities, with the Bank for International Settlements, and with other international financial institutions:

Australian dollars
Brazilian reais
Canadian dollars
Danish kroner
euro
Japanese yen
Korean won
Mexican pesos
New Zealand dollars
Norwegian kroner
Pounds sterling
Singapore dollars
Swedish kronor
Swiss francs

B. To hold balances of, and to have outstanding forward contracts to receive or to deliver, the foreign currencies listed in paragraph A above.

C. To draw foreign currencies and to permit foreign banks to draw dollars under the reciprocal currency arrangements listed in paragraph 2 below, provided that drawings by either party to any such arrangement shall be fully liquidated within 12 months after any amount outstanding at that time was first drawn, unless the Committee, because of exceptional circumstances, specifically authorizes a delay.

D. To maintain an overall open position in all foreign currencies not exceeding \$25.0 billion. For this purpose, the overall open position in all foreign currencies is defined as the sum (disregarding signs) of net positions in individual currencies, excluding changes in dollar value due to foreign exchange rate movements and interest accruals. The net position in a single foreign currency is defined as holdings of balances in that currency, plus outstanding contracts for future receipt, minus outstanding contracts for future delivery of that currency, i.e., as the sum of these elements with due regard to sign.

2. The Federal Open Market Committee directs the Federal Reserve Bank of New York to maintain reci-

procal currency arrangements (“swap” arrangements) for the System Open Market Account for periods up to a maximum of 12 months with the following foreign banks, which are among those designated by the Board of Governors of the Federal Reserve System under Section 214.5 of Regulation N, Relations with Foreign Banks and Bankers, and with the approval of the Committee to renew such arrangements on maturity:

Foreign bank	Amount of arrangement (millions of dollars equivalent)
Bank of Canada	2,000
Bank of Mexico	3,000

Any changes in the terms of existing swap arrangements, and the proposed terms of any new arrangements that may be authorized, shall be referred for review and approval to the Committee.

3. All transactions in foreign currencies undertaken under paragraph 1.A. above shall, unless otherwise expressly authorized by the Committee, be at prevailing market rates. For the purpose of providing an investment return on System holdings of foreign currencies or for the purpose of adjusting interest rates paid or received in connection with swap drawings, transactions with foreign central banks may be undertaken at non-market exchange rates.

4. It shall be the normal practice to arrange with foreign central banks for the coordination of foreign currency transactions. In making operating arrangements with foreign central banks on System holdings of foreign currencies, the Federal Reserve Bank of New York shall not commit itself to maintain any specific balance, unless authorized by the Federal Open Market Committee. Any agreements or understandings concerning the administration of the accounts maintained by the Federal Reserve Bank of New York with the foreign banks designated by the Board of Governors under Section 214.5 of Regulation N shall be referred for review and approval to the Committee.

5. Foreign currency holdings shall be invested to ensure that adequate liquidity is maintained to meet anticipated needs and so that each currency portfolio shall generally have an average duration of no more than 18 months (calculated as Macaulay duration). Such investments may include buying or selling outright obligations of, or fully guaranteed as to principal and interest by, a foreign government or agency thereof; buying such securities under agreements for repurchase of such securities; selling such securities under agreements for the resale of such securities; and holding var-

ious time and other deposit accounts at foreign institutions. In addition, when appropriate in connection with arrangements to provide investment facilities for foreign currency holdings, U.S. Government securities may be purchased from foreign central banks under agreements for repurchase of such securities within 30 calendar days.

6. All operations undertaken pursuant to the preceding paragraphs shall be reported promptly to the Foreign Currency Subcommittee and the Committee. The Foreign Currency Subcommittee consists of the Chairman and Vice Chairman of the Committee, the Vice Chairman of the Board of Governors, and such other member of the Board as the Chairman may designate (or in the absence of members of the Board serving on the Subcommittee, other Board members designated by the Chairman as alternates, and in the absence of the Vice Chairman of the Committee, the Vice Chairman's alternate). Meetings of the Subcommittee shall be called at the request of any member, or at the request of the Manager, System Open Market Account ("Manager"), for the purposes of reviewing recent or contemplated operations and of consulting with the Manager on other matters relating to the Manager's responsibilities. At the request of any member of the Subcommittee, questions arising from such reviews and consultations shall be referred for determination to the Federal Open Market Committee.

7. The Chairman is authorized:

A. With the approval of the Committee, to enter into any needed agreement or understanding with the Secretary of the Treasury about the division of responsibility for foreign currency operations between the System and the Treasury;

B. To keep the Secretary of the Treasury fully advised concerning System foreign currency operations, and to consult with the Secretary on policy matters relating to foreign currency operations;

C. From time to time, to transmit appropriate reports and information to the National Advisory Council on International Monetary and Financial Policies.

8. Staff officers of the Committee are authorized to transmit pertinent information on System foreign currency operations to appropriate officials of the Treasury Department.

9. All Federal Reserve Banks shall participate in the foreign currency operations for System Account in accordance with paragraph 3G(1) of the Board of Governors' Statement of Procedure with Respect to Foreign Relationships of Federal Reserve Banks dated January 1, 1944.

FOREIGN CURRENCY DIRECTIVE

(Reaffirmed January 24, 2012)

1. System operations in foreign currencies shall generally be directed at countering disorderly market conditions, provided that market exchange rates for the U.S. dollar reflect actions and behavior consistent with IMF Article IV, Section 1.

2. To achieve this end the System shall:

A. Undertake spot and forward purchases and sales of foreign exchange.

B. Maintain reciprocal currency ("swap") arrangements with selected foreign central banks.

C. Cooperate in other respects with central banks of other countries and with international monetary institutions.

3. Transactions may also be undertaken:

A. To adjust System balances in light of probable future needs for currencies.

B. To provide means for meeting System and Treasury commitments in particular currencies, and to facilitate operations of the Exchange Stabilization Fund.

C. For such other purposes as may be expressly authorized by the Committee.

4. System foreign currency operations shall be conducted:

A. In close and continuous consultation and cooperation with the United States Treasury;

B. In cooperation, as appropriate, with foreign monetary authorities; and

C. In a manner consistent with the obligations of the United States in the International Monetary Fund regarding exchange arrangements under IMF Article IV.

PROCEDURAL INSTRUCTIONS WITH RESPECT TO FOREIGN CURRENCY OPERATIONS

(Reaffirmed January 24, 2012)

In conducting operations pursuant to the authorization and direction of the Federal Open Market Committee as set forth in the Authorization for Foreign Currency Operations and the Foreign Currency Directive, the Federal Reserve Bank of New York, through the Manager, System Open Market Account ("Manager"), shall be guided by the following procedural understandings with respect to consultations and clearances with the Committee, the Foreign Currency Subcommittee, and the Chairman of the Committee, unless otherwise directed by the Committee. All operations undertaken

pursuant to such clearances shall be reported promptly to the Committee.

1. The Manager shall clear with the Subcommittee (or with the Chairman, if the Chairman believes that consultation with the Subcommittee is not feasible in the time available):

A. Any operation that would result in a change in the System's overall open position in foreign currencies exceeding \$300 million on any day or \$600 million since the most recent regular meeting of the Committee.

B. Any operation that would result in a change on any day in the System's net position in a single foreign currency exceeding \$150 million, or \$300 million when the operation is associated with repayment of swap drawings.

C. Any operation that might generate a substantial volume of trading in a particular currency by the System, even though the change in the System's net position in that currency might be less than the limits specified in 1.B.

D. Any swap drawing proposed by a foreign bank not exceeding the larger of (i) \$200 million or (ii) 15 percent of the size of the swap arrangement.

2. The Manager shall clear with the Committee (or with the Subcommittee, if the Subcommittee believes that consultation with the full Committee is not feasible in the time available, or with the Chairman, if the Chairman believes that consultation with the Subcommittee is not feasible in the time available):

A. Any operation that would result in a change in the System's overall open position in foreign currencies exceeding \$1.5 billion since the most recent regular meeting of the Committee.

B. Any swap drawing proposed by a foreign bank exceeding the larger of (i) \$200 million or (ii) 15 percent of the size of the swap arrangement.

3. The Manager shall also consult with the Subcommittee or the Chairman about proposed swap drawings by the System and about any operations that are not of a routine character.

By unanimous vote, the Committee reaffirmed its Program for Security of FOMC Information.

Statement on Longer-Run Goals and Monetary Policy Strategy

Following the Committee's disposition of organizational matters, participants considered a revised draft of a statement of principles regarding the FOMC's longer-run goals and monetary policy strategy. The revisions reflected discussion of an earlier draft during the

Committee's December meeting as well as comments received over the intermeeting period. The Chairman noted that the proposed statement did not represent a change in the Committee's policy approach. Instead, the statement was intended to help enhance the transparency, accountability, and effectiveness of monetary policy.

In presenting the draft statement on behalf of the subcommittee on communications, Governor Yellen pointed out several key elements. First, the statement expresses the FOMC's commitment to explain its policy decisions as clearly as possible. Second, the statement specifies a numerical inflation goal in a context that firmly underscores the Federal Reserve's commitment to fostering both parts of its dual mandate. Third, the statement is intended to serve as an overarching set of principles that would be reaffirmed during the Committee's organizational meeting each year, and the bar for amending the statement would be high.

All participants but one supported adopting the revised statement of principles regarding longer-run goals and monetary policy strategy, which is reproduced below.

“Following careful deliberations at its recent meetings, the Federal Open Market Committee (FOMC) has reached broad agreement on the following principles regarding its longer-run goals and monetary policy strategy. The Committee intends to reaffirm these principles and to make adjustments as appropriate at its annual organizational meeting each January.

The FOMC is firmly committed to fulfilling its statutory mandate from the Congress of promoting maximum employment, stable prices, and moderate long-term interest rates. The Committee seeks to explain its monetary policy decisions to the public as clearly as possible. Such clarity facilitates well-informed decisionmaking by households and businesses, reduces economic and financial uncertainty, increases the effectiveness of monetary policy, and enhances transparency and accountability, which are essential in a democratic society.

Inflation, employment, and long-term interest rates fluctuate over time in response to economic and financial disturbances. Moreover, monetary policy actions tend to influence economic activity and prices with a lag.

Therefore, the Committee's policy decisions reflect its longer-run goals, its medium-term outlook, and its assessments of the balance of risks, including risks to the financial system that could impede the attainment of the Committee's goals.

The inflation rate over the longer run is primarily determined by monetary policy, and hence the Committee has the ability to specify a longer-run goal for inflation. The Committee judges that inflation at the rate of 2 percent, as measured by the annual change in the price index for personal consumption expenditures, is most consistent over the longer run with the Federal Reserve's statutory mandate. Communicating this inflation goal clearly to the public helps keep longer-term inflation expectations firmly anchored, thereby fostering price stability and moderate long-term interest rates and enhancing the Committee's ability to promote maximum employment in the face of significant economic disturbances.

The maximum level of employment is largely determined by nonmonetary factors that affect the structure and dynamics of the labor market. These factors may change over time and may not be directly measurable. Consequently, it would not be appropriate to specify a fixed goal for employment; rather, the Committee's policy decisions must be informed by assessments of the maximum level of employment, recognizing that such assessments are necessarily uncertain and subject to revision. The Committee considers a wide range of indicators in making these assessments. Information about Committee participants' estimates of the longer-run normal rates of output growth and unemployment is published four times per year in the FOMC's Summary of Economic Projections. For example, in the most recent projections, FOMC participants' estimates of the longer-run normal rate of unemployment had a central tendency of 5.2 percent to 6.0 percent, roughly unchanged from last January but substantially higher than the corresponding interval several years earlier.

In setting monetary policy, the Committee seeks to mitigate deviations of inflation from

its longer-run goal and deviations of employment from the Committee's assessments of its maximum level. These objectives are generally complementary. However, under circumstances in which the Committee judges that the objectives are not complementary, it follows a balanced approach in promoting them, taking into account the magnitude of the deviations and the potentially different time horizons over which employment and inflation are projected to return to levels judged consistent with its mandate."

All FOMC members voted to adopt this statement except Mr. Tarullo, who abstained because he questioned the ultimate usefulness of the statement in promoting better communication of the Committee's policy strategy.

Developments in Financial Markets and the Federal Reserve's Balance Sheet

The Manager of the System Open Market Account (SOMA) reported on developments in domestic and foreign financial markets during the period since the Federal Open Market Committee (FOMC) met on December 13, 2011. He also reported on System open market operations, including the ongoing reinvestment into agency-guaranteed mortgage-backed securities (MBS) of principal payments received on SOMA holdings of agency debt and agency-guaranteed MBS as well as the operations related to the maturity extension program authorized at the September 20–21 FOMC meeting. By unanimous vote, the Committee ratified the Desk's domestic transactions over the intermeeting period. There were no intervention operations in foreign currencies for the System's account over the intermeeting period.

Staff Review of the Economic Situation

The information reviewed at the January 24–25 meeting indicated that U.S. economic activity continued to expand moderately, while global growth appeared to be slowing. Overall conditions in the labor market improved further, although the unemployment rate remained elevated. Consumer price inflation was subdued, and measures of long-run inflation expectations remained stable.

The unemployment rate declined to 8.5 percent in December; however, both long-duration unemployment and the share of workers employed part time for economic reasons were still quite high. Private nonfarm employment continued to expand moderately, while

state and local government employment decreased at a slower pace than earlier in 2011. Some indicators of firms' hiring plans improved. Initial claims for unemployment insurance edged lower, on balance, since the middle of December but remained at a level consistent with only modest employment growth.

Industrial production expanded in November and December, on net, and the rate of manufacturing capacity utilization moved up. Motor vehicle assemblies were scheduled to increase, on balance, in the first quarter of 2012, and broader indicators of manufacturing activity, such as the diffusion indexes of new orders from the national and regional manufacturing surveys, were at levels that suggested moderate growth in production in the near term.

Real personal consumption expenditures continued to rise moderately in November, boosted by spending for motor vehicles and other durables, although households' real disposable income edged down. In December, however, nominal retail sales excluding purchases at motor vehicle and parts outlets declined, and sales of motor vehicles also dropped slightly. Consumer sentiment improved further in early January but was still at a low level.

Activity in the housing market improved a bit in recent months but continued to be held down by the large overhang of foreclosed and distressed properties, uncertainty about future home prices, and tight underwriting standards for mortgage loans. Starts and permits for new single-family homes rose in November and December but remained only a little above the depressed levels seen earlier in 2011. Sales of new and existing homes also firmed somewhat in recent months, but home prices continued to trend lower.

Real business expenditures on equipment and software appeared to have decelerated in the fourth quarter. Nominal orders and shipments of nondefense capital goods excluding aircraft declined in November for a second month. Forward-looking indicators of firms' equipment spending were mixed: Some survey measures of business conditions and capital spending plans improved, but corporate bond spreads continued to be elevated and analysts' earnings expectations for producers of capital goods remained muted. Nominal business spending for nonresidential construction was unchanged in November and continued to be held back by high vacancy rates and tight credit conditions for construction loans. Inventories in most industries looked to be well aligned with sales, though motor vehicle stocks remained lean.

Monthly data for federal government spending pointed to a significant decline in real defense purchases in the fourth quarter. Real state and local government purchases seemed to be decreasing at a slower rate than during earlier quarters, as the pace of reductions in payrolls eased and construction spending leveled off in recent months.

The U.S. international trade deficit widened in November as exports fell and imports rose. Exports declined in most major categories, with the exception of consumer goods. Exports of industrial supplies and materials were especially weak, though the weakness was concentrated in a few particularly volatile categories and reflected, in part, declines in prices. The rise in imports largely reflected higher imports of petroleum products and automotive products, which more than offset decreases in most other broad categories of imports.

Overall U.S. consumer prices as measured by the price index for personal consumption expenditures were unchanged in November; as measured by the consumer price index, they were flat in December as well. Consumer energy prices decreased in recent months, while increases in consumer food prices slowed. Consumer prices excluding food and energy rose modestly in the past two months. Near-term inflation expectations from the Thomson Reuters/University of Michigan Surveys of Consumers were essentially unchanged in early January, and longer-term inflation expectations remained stable.

Available measures of labor compensation indicated that wage gains continued to be modest. Average hourly earnings for all employees posted a moderate gain in December, and their rate of increase from 12 months earlier remained slow.

Recent indicators of foreign economic activity pointed to a substantial deceleration in the fourth quarter of 2011. In the euro area, retail sales and industrial production were below their third-quarter averages in both October and November. Economic activity in much of Asia was disrupted by the effects of severe flooding in Thailand, which affected supply chains in the region. Twelve-month inflation rates receded in several advanced and emerging market economies, and most central banks maintained policy rates or eased further while continuing to provide significant liquidity support.

Staff Review of the Financial Situation

Developments in Europe continued to be a central focus for investors over the intermeeting period as concerns persisted about the prospects for a durable solution to the European fiscal and financial difficulties. Nevertheless, market sentiment toward Europe appeared to brighten a bit, and U.S. economic data releases were somewhat better than investors expected, leading to some improvement in conditions in financial markets.

On balance over the period, the expected path for the federal funds rate implied by money market futures quotes was essentially unchanged. Yields on nominal Treasury securities rose slightly at intermediate and longer maturities. Indicators of inflation compensation derived from nominal and inflation-protected Treasury securities edged up.

U.S. financial institutions reportedly retained ready access to short-term funding markets; there were no significant dislocations in those markets over year-end. Dollar funding pressures for European banks eased slightly. While spreads of the London interbank offered rate (Libor) over overnight index swap (OIS) rates of the same maturity remained elevated, rates for unsecured overnight commercial paper (CP) issued by some entities with European parents declined substantially following the lowering of charges on the central bank liquidity swap lines with the Federal Reserve, the implementation by the European Central Bank (ECB) of its first three-year longer-term refinancing operation (LTRO), and the passage of year-end. In secured funding markets, spreads of overnight asset-backed CP rates over overnight unsecured CP rates also declined, and the general collateral repurchase agreement, or repo, market continued to function normally.

Indicators of financial stress eased somewhat over the intermeeting period, although they generally continued to be elevated. Market-based measures of possible spillovers from troubles at particular financial firms to the broader financial system were below their levels in the fall but remained above their levels prior to the financial crisis. Initial fourth-quarter earnings reports for large bank holding companies were mixed relative to market expectations, with poor capital market revenues weighing on the profits of institutions with significant trading operations. Although credit default swap (CDS) spreads of most large domestic bank holding companies remained elevated, they moved lower over the intermeeting period, and some institutions took advantage of easing credit conditions by issuing signifi-

cant quantities of new long-term debt. Equity prices of most large domestic financial institutions outperformed the broader market, on net, over the intermeeting period. Nonetheless, the ratio of the market value of bank equity to its book value remained low for some large financial firms. Responses to the December Senior Credit Officer Opinion Survey on Dealer Financing Terms indicate that, since August, securities dealers have devoted increased time and attention to the management of concentrated credit exposures to other financial intermediaries, pointing to increased concern over counterparty risk.

Broad equity price indexes increased more than 6 percent, on net, over the intermeeting period, and option-implied equity volatility declined notably. Yields on investment-grade corporate bonds declined a bit relative to those on comparable-maturity Treasury securities, while spreads of speculative-grade corporate bond yields over yields on Treasury securities decreased noticeably. Indicators of the credit quality of nonfinancial corporations continued to be solid. Conditions in the secondary market for leveraged loans were stable, with median bid prices about unchanged. Financing conditions for large nonfinancial businesses generally remained favorable. Bond issuance by investment-grade nonfinancial corporations was robust, though below its elevated November pace, while issuance by lower-rated firms slowed, likely owing in part to seasonal factors. Issuance of leveraged loans was relatively modest in the fourth quarter compared with its rapid pace earlier in the year. Share repurchases and cash-financed mergers by nonfinancial firms maintained their recent strength in the third quarter, leaving net equity issuance deeply negative.

Financing conditions for commercial real estate (CRE) remained strained, and issuance of commercial mortgage-backed securities was very light in the fourth quarter. Responses to the January Senior Loan Officer Opinion Survey on Bank Lending Practices (SLOOS) indicated that bank CRE lending standards continued to be extraordinarily tight, but some banks reported having reduced the spreads of loan rates over their cost of funds (compared with a year ago) for the first time since 2007. Delinquency rates on commercial mortgages remained elevated, and CRE price indexes continued to fluctuate around levels substantially lower than their 2007 peaks.

Conditions in residential mortgage markets remained extremely tight. Although mortgage interest rates and yields on current-coupon agency MBS edged down to

near their historical lows, mortgage refinancing activity continued to be subdued amid tight underwriting standards and low levels of home equity. Mortgage delinquency rates, while improving gradually, remained elevated relative to pre-crisis norms, and house prices continued to move lower. The price of subprime residential mortgage-backed securities (RMBS), as measured by the ABX index, rose over the intermeeting period, consistent with similar changes for other higher-risk fixed-income securities. RMBS prices were supported by reports of the sale of a significant portion of the RMBS held in the Maiden Lane II portfolio.

On the whole, conditions in consumer credit markets showed signs of improvement. Consumer credit increased in November, while delinquency rates on credit card loans in securitized pools held steady in November at historically low levels. Data on credit card solicitations and from responses to the January SLOOS suggested that lending standards on consumer loans continued to ease modestly.

Financing conditions for state and local governments were mixed. Gross long-term issuance of municipal bonds remained robust in December, with continued strength in new issuance for capital projects. CDS spreads for states inched down further over the intermeeting period, and yields on long-term general obligation municipal bonds fell notably. However, downgrades of municipal bonds continued to substantially outpace upgrades in the third quarter.

In the fourth quarter, bank credit continued to increase as banks accumulated agency MBS and growth of total loans picked up. Core loans—the sum of commercial and industrial (C&I) loans, real estate loans, and consumer loans—expanded modestly. Growth of C&I loans at domestic banks was robust but was partly offset by weakness at U.S. branches and agencies of European banks. Noncore loans rose sharply, on net, reflecting in part a surge in such loans at the U.S. branches and agencies of European institutions. Responses to the January SLOOS indicated that, in the aggregate, loan demand strengthened slightly and lending standards eased a bit further in the fourth quarter.

M2 increased at an annual rate of 5¼ percent in December, likely reflecting continued demand for safe and liquid assets given investor concerns over developments in Europe. In addition, demand deposits rose rapidly around year-end, reportedly because lenders in short-term funding markets chose to leave substantial balances with banks over the turn of the year. The monetary base increased in December, largely reflecting

growth in currency. Reserve balances were roughly unchanged over the intermeeting period.

International financial markets seemed somewhat calmer over the intermeeting period than they had been in previous months, and the funding conditions faced by most European financial institutions and sovereigns eased somewhat in the wake of the ECB's first three-year LTRO. Short-term euro interest rates moved lower as euro-area institutions drew a substantial amount of three-year funds from the ECB, and dollar funding costs for European banks also appeared to decline. Spreads of yields on Italian and Spanish government debt over those on German bunds narrowed over the intermeeting period, with spreads on shorter-term debt falling particularly noticeably. The apparent improvement in market sentiment was not diminished by news late in the period that Standard & Poor's lowered its long-term sovereign bond ratings of nine euro-area countries and the European Financial Stability Facility or by news that negotiations over the terms of a voluntary private-sector debt exchange for Greece had not yet reached a conclusion.

The staff's broad index of the foreign exchange value of the dollar declined slightly over the intermeeting period. While the dollar fell against most other currencies, it appreciated against the euro. Foreign stock markets generally ended the period higher, with headline equity indexes in Europe and the emerging market economies up substantially, although emerging market equity and bond funds continued to experience outflows on net during the period.

Staff Economic Outlook

In the economic forecast prepared for the January FOMC meeting, the staff's projection for the growth in real gross domestic product (GDP) in the near term was revised down a bit. The revision reflected the apparent decline in federal defense purchases and the somewhat shallower trajectory for consumer spending in recent months; the recent data on the labor market, production, and other spending categories were, on balance, roughly in line with the staff's expectations at the time of the previous forecast. The medium-term projection for real GDP growth in the January forecast was little changed from the one presented in December. Although the developments in Europe were expected to continue to weigh on the U.S. economy during the first half of this year, the staff still projected that real GDP growth would accelerate gradually in 2012 and 2013, supported by accommodative monetary policy, further improvements in credit availability, and ris-

ing consumer and business sentiment. The increase in real GDP was expected to be sufficient to reduce the slack in product and labor markets only slowly over the projection period, and the unemployment rate was anticipated to still be high at the end of 2013.

The staff's forecast for inflation was essentially unchanged from the projection prepared for the December FOMC meeting. With stable long-run inflation expectations and substantial slack in labor and product markets anticipated to persist over the forecast period, the staff continued to project that inflation would remain subdued in 2012 and 2013.

Participants' Views on Current Conditions and the Economic Outlook

In conjunction with this FOMC meeting, all participants—the five members of the Board of Governors and the presidents of the 12 Federal Reserve Banks—provided projections of output growth, the unemployment rate, and inflation for each year from 2011 through 2014 and over the longer run. Longer-run projections represent each participant's assessment of the rate to which each variable would be expected to converge, over time, under appropriate monetary policy and in the absence of further shocks to the economy. Starting with this meeting, participants also provided assessments of the path for the target federal funds rate that they view as appropriate and compatible with their individual economic projections. Participants' economic projections and policy assessments are described in more detail in the Summary of Economic Projections, which is attached as an addendum to these minutes.

In their discussion of the economic situation and outlook, meeting participants agreed that the information received since the Committee met in December suggested that the economy had been expanding moderately, notwithstanding some slowing in growth abroad. In general, labor market indicators pointed to some further improvement in labor market conditions, but progress was gradual and the unemployment rate remained elevated. Household spending had continued to advance at a moderate pace despite still-sluggish growth in real disposable income, but growth in business fixed investment had slowed. The housing sector remained depressed, with very low levels of activity; there were, however, signs of improvement in some local housing markets. Many participants observed that some indicators bearing on the economy's recent performance had shown greater-than-expected improvement, but a number also noted less favorable data; one noted that growth in final sales appeared to have

slowed in the fourth quarter of last year even as output growth picked up. Inflation had been subdued in recent months, there was little evidence of wage or cost pressures, and longer-term inflation expectations had remained stable.

With respect to the economic outlook, participants generally anticipated that economic growth over coming quarters would be modest and, consequently, expected that the unemployment rate would decline only gradually. A number of factors were seen as likely to restrain the pace of economic expansion, including the slowdown in economic activity abroad, fiscal tightening in the United States, the weak housing market, further household deleveraging, high levels of uncertainty among households and businesses, and the possibility of increased volatility in financial markets until the fiscal and banking issues in the euro area are more fully addressed. Participants continued to expect these headwinds to ease over time and so anticipated that the recovery would gradually gain strength. However, participants agreed that strains in global financial markets continued to pose significant downside risks to the economic outlook. With unemployment expected to remain elevated, and with longer-term inflation expectations stable, almost all participants expected inflation to remain subdued in coming quarters—that is, to run at or below the 2 percent level that the Committee judges most consistent with its statutory mandate over the longer run.

In discussing the household sector, meeting participants noted that consumer spending had grown moderately in recent months. Consumer sentiment had improved since last summer, though its level was still quite low. Business contacts in the retail sector reported generally satisfactory holiday sales, but high-end retailers saw strong gains while lower-end retailers saw mixed results. Contacts also reported widespread discounting. Major express delivery companies indicated very high volumes at year-end and into January. Several participants observed that consumer spending had outpaced growth in personal disposable income last year, and a few noted that households remained pessimistic about their income prospects and uncertain about the economic outlook. These observations suggested that growth of consumer spending might slow. However, a few other participants pointed to increasing job gains in recent months as contributing to an improving trend in real incomes and thus supporting continued moderate growth in consumer spending.

Reports from business contacts indicated that activity in the manufacturing, energy, and agricultural sectors continued to advance in recent months. Businesses generally reported that they remained cautious regarding capital spending and hiring; some contacts cited uncertainty about the economic outlook and about fiscal and regulatory policy. Nonetheless, business contacts had become somewhat more optimistic, with more contacts reporting plans to expand capacity and payrolls. Some companies indicated that they planned to relocate some production from abroad to the United States. A few participants noted that national and District surveys of firms' capital spending plans suggested that the recent slowing in business fixed investment was partly temporary. The combination of high energy prices and availability of new drilling technologies was promoting strong growth in investment outlays in the energy sector.

Participants generally saw the housing sector as still depressed. The level of activity remained quite weak, house prices were continuing to decline in most areas, and the overhang of foreclosed and distressed properties was still substantial. Nonetheless, there were some small signs of improvement. The inventory of unsold homes had declined, though in part because the foreclosure process had slowed, and issuance of permits for new single-family homes had risen from its lows. One participant again noted reports from some homebuilders suggesting that land prices were edging up and that financing was available from nonbank sources. Another participant cited reports from business contacts indicating that credit standards in mortgage lending were becoming somewhat less stringent. Yet another noted that recent changes to the Home Affordable Refinance Program, which were intended to streamline the refinancing of performing high-loan-to-value mortgages, were showing some success.

Participants generally expected that growth of U.S. exports was likely to be held back in the coming year by slower global economic growth. In particular, fiscal austerity programs in Europe and stresses in the European banking system seemed likely to restrain economic growth there, perhaps with some spillover to growth in Asia. One participant noted that shipping rates had declined of late, suggesting that a slowdown in international trade might be under way.

Participants agreed that recent indicators showed some further gradual improvement in overall labor market conditions: Payroll employment had increased somewhat more rapidly in recent months, new claims for

unemployment insurance had trended lower, and the unemployment rate had declined. Some business contacts indicated that they planned to do more hiring this year than last. However, unemployment—including longer-term unemployment—remained elevated, and the numbers of discouraged workers and people working part time because they could not find full-time work were also still quite high. Participants expressed a range of views on the current extent of slack in the labor market. Very high long-duration unemployment might indicate a mismatch between unemployed workers' skills and employers' needs, suggesting that a substantial part of the increase in unemployment since the beginning of the recession reflected factors other than a shortfall in aggregate demand. In contrast, the quite modest increases in labor compensation of late, and the large number of workers reporting that they are working part time because their employers have cut their hours, suggested that underutilization of labor was still substantial. A few participants noted that the recent decline in the unemployment rate reflected declining labor force participation in large part, and judged that the decline in the participation rate was likely to be reversed, at least to some extent, as the recovery continues and labor demand picks up.

Meeting participants observed that financial conditions improved and financial market stresses eased somewhat during the intermeeting period: Equity prices rose, volatility declined, and bank lending conditions appeared to improve. Participants noted that the ECB's three-year refinancing operation had apparently contributed to improved conditions in European sovereign debt markets. Nonetheless, participants expected that global financial markets would remain focused on the evolving situation in Europe and anticipated that continued policy efforts would be necessary in Europe to fully address the area's fiscal and financial problems. U.S. banks reported increases in commercial lending as some European lenders pulled back, and some banking contacts indicated that creditworthy companies' demand for credit had increased. A number of participants noted further improvement in the availability of loans to businesses, with a couple of them indicating that small business contacts had reported increased availability of bank credit. However, a few other participants commented that small businesses in their Districts continued to face difficulty in obtaining bank loans.

Participants observed that longer-run inflation expectations were still well anchored and also noted that inflation had been subdued in recent months, partly reflect-

ing a decline in commodity prices and an easing of supply chain disruptions since mid-2011. In addition, labor compensation had risen only slowly and productivity continued to increase. One participant reported that a survey of business inflation expectations indicated firms were anticipating increases in unit costs on the order of $1\frac{3}{4}$ percent this year, just a bit higher than last year. Looking farther ahead, participants generally judged that the modest expansion in economic activity that they were projecting would be consistent with a gradual reduction in the current wide margins of slack in labor and product markets and with subdued inflation going forward. Some remained concerned that, with the persistence of considerable resource slack, inflation might continue to drift down and run below mandate-consistent levels for some time. However, a couple of participants were concerned that inflation could rise as the recovery continued and argued that providing additional monetary accommodation, or even maintaining the current highly accommodative stance of monetary policy over the medium run, would erode the stability of inflation expectations and risk higher inflation.

Committee participants discussed possible changes to the forward guidance that has been included in the Committee's recent post-meeting statements. Many participants thought it important to explore means for better communicating policymakers' thinking about future monetary policy and its relationship to evolving economic conditions. A couple of participants expressed concern that some press reports had misinterpreted the Committee's use of a date in its forward guidance as a commitment about its future policy decisions. Several participants thought it would be helpful to provide more information about the economic conditions that would be likely to warrant maintaining the current target range for the federal funds rate, perhaps by providing numerical thresholds for the unemployment and inflation rates. Different opinions were expressed regarding the appropriate values of such thresholds, reflecting different assessments of the path for the federal funds rate that would likely be appropriate to foster the Committee's longer-run goals. However, some participants worried that such thresholds would not accurately or effectively convey the Committee's forward-looking approach to monetary policy and thus would pose difficult communications issues, or that movements in the unemployment rate, by themselves, would be an unreliable measure of progress toward maximum employment. Several participants proposed either dropping or greatly simplifying the for-

ward guidance in the Committee's statement, arguing that information about participants' assessments of the appropriate future level of the federal funds rate, which would henceforth be contained in the Summary of Economic Projections (SEP), made it unnecessary to include forward guidance in the post-meeting statement. However, several other participants emphasized that the information regarding the federal funds rate in the SEP could not substitute for a formal decision of the members of the FOMC. Participants agreed to continue exploring approaches for providing the public with greater clarity about the linkages between the economic outlook and the Committee's monetary policy decisions.

Committee Policy Action

Members viewed the information on U.S. economic activity received over the intermeeting period as suggesting that the economy had been expanding moderately and generally agreed that the economic outlook had not changed greatly since they met in December. While overall labor market conditions had improved somewhat further and unemployment had declined in recent months, almost all members viewed the unemployment rate as still elevated relative to levels that they saw as consistent with the Committee's mandate over the longer run. Available data indicated some slowing in the pace of economic growth in Europe and in some emerging market economies, pointing to reduced growth of U.S. exports going forward. With the economy facing continuing headwinds from the recent financial crisis and with growth slowing in a number of U.S. export markets, members generally expected a modest pace of economic growth over coming quarters, with the unemployment rate declining only gradually. Strains in global financial markets continued to pose significant downside risks to economic activity. Inflation had been subdued in recent months, and longer-term inflation expectations remained stable. Members generally anticipated that inflation over coming quarters would run at or below the 2 percent level that the Committee judges most consistent with its mandate.

In their discussion of monetary policy for the period ahead, members agreed that it would be appropriate to maintain the existing highly accommodative stance of monetary policy. In particular, they agreed to keep the target range for the federal funds rate at 0 to $\frac{1}{4}$ percent, to continue the program of extending the average maturity of the Federal Reserve's holdings of securities as announced in September, and to retain the existing

policies regarding the reinvestment of principal payments from Federal Reserve holdings of securities.

With respect to the statement to be released following the meeting, members agreed that only relatively small modifications to the first two paragraphs were needed to reflect the incoming information and the modest changes to the economic outlook implied by the recent data. In light of the economic outlook, almost all members agreed to indicate that the Committee expects to maintain a highly accommodative stance for monetary policy and currently anticipates that economic conditions—including low rates of resource utilization and a subdued outlook for inflation over the medium run—are likely to warrant exceptionally low levels for the federal funds rate at least through late 2014, longer than had been indicated in recent FOMC statements. In particular, several members said they anticipated that unemployment would still be well above their estimates of its longer-term normal rate, and inflation would be at or below the Committee's longer-run objective, in late 2014. It was noted that extending the horizon of the Committee's forward guidance would help provide more accommodative financial conditions by shifting downward investors' expectations regarding the future path of the target federal funds rate. Some members underscored the conditional nature of the Committee's forward guidance and noted that it would be subject to revision in response to significant changes in the economic outlook.

The Committee also stated that it is prepared to adjust the size and composition of its securities holdings as appropriate to promote a stronger economic recovery in a context of price stability. A few members observed that, in their judgment, current and prospective economic conditions—including elevated unemployment and inflation at or below the Committee's objective—could warrant the initiation of additional securities purchases before long. Other members indicated that such policy action could become necessary if the economy lost momentum or if inflation seemed likely to remain below its mandate-consistent rate of 2 percent over the medium run. In contrast, one member judged that maintaining the current degree of policy accommodation beyond the near term would likely be inappropriate; that member anticipated that a preemptive tightening of monetary policy would be necessary before the end of 2014 to keep inflation close to 2 percent.

At the conclusion of the discussion, the Committee voted to authorize and direct the Federal Reserve Bank

of New York, until it was instructed otherwise, to execute transactions in the System Account in accordance with the following domestic policy directive:

“The Federal Open Market Committee seeks monetary and financial conditions that will foster price stability and promote sustainable growth in output. To further its long-run objectives, the Committee seeks conditions in reserve markets consistent with federal funds trading in a range from 0 to ¼ percent. The Committee directs the Desk to continue the maturity extension program it began in September to purchase, by the end of June 2012, Treasury securities with remaining maturities of approximately 6 years to 30 years with a total face value of \$400 billion, and to sell Treasury securities with remaining maturities of 3 years or less with a total face value of \$400 billion. The Committee also directs the Desk to maintain its existing policies of rolling over maturing Treasury securities into new issues and of reinvesting principal payments on all agency debt and agency mortgage-backed securities in the System Open Market Account in agency mortgage-backed securities in order to maintain the total face value of domestic securities at approximately \$2.6 trillion. The Committee directs the Desk to engage in dollar roll transactions as necessary to facilitate settlement of the Federal Reserve's agency MBS transactions. The System Open Market Account Manager and the Secretary will keep the Committee informed of ongoing developments regarding the System's balance sheet that could affect the attainment over time of the Committee's objectives of maximum employment and price stability.”

The vote encompassed approval of the statement below to be released at 12:30 p.m.:

“Information received since the Federal Open Market Committee met in December suggests that the economy has been expanding moderately, notwithstanding some slowing in global growth. While indicators point to some further improvement in overall labor market conditions, the unemployment rate remains elevated. Household spending has continued to advance, but growth in business fixed investment has slowed, and

the housing sector remains depressed. Inflation has been subdued in recent months, and longer-term inflation expectations have remained stable.

Consistent with its statutory mandate, the Committee seeks to foster maximum employment and price stability. The Committee expects economic growth over coming quarters to be modest and consequently anticipates that the unemployment rate will decline only gradually toward levels that the Committee judges to be consistent with its dual mandate. Strains in global financial markets continue to pose significant downside risks to the economic outlook. The Committee also anticipates that over coming quarters, inflation will run at levels at or below those consistent with the Committee's dual mandate.

To support a stronger economic recovery and to help ensure that inflation, over time, is at levels consistent with the dual mandate, the Committee expects to maintain a highly accommodative stance for monetary policy. In particular, the Committee decided today to keep the target range for the federal funds rate at 0 to ¼ percent and currently anticipates that economic conditions—including low rates of resource utilization and a subdued outlook for inflation over the medium run—are likely to warrant exceptionally low levels for the federal funds rate at least through late 2014.

The Committee also decided to continue its program to extend the average maturity of its holdings of securities as announced in September. The Committee is maintaining its existing policies of reinvesting principal payments from its holdings of agency debt and agency mortgage-backed securities in agency mortgage-backed securities and of

rolling over maturing Treasury securities at auction. The Committee will regularly review the size and composition of its securities holdings and is prepared to adjust those holdings as appropriate to promote a stronger economic recovery in a context of price stability.”

Voting for this action: Ben Bernanke, William C. Dudley, Elizabeth Duke, Dennis P. Lockhart, Sandra Pianalto, Sarah Bloom Raskin, Daniel K. Tarullo, John C. Williams, and Janet L. Yellen.

Voting against this action: Jeffrey M. Lacker.

Mr. Lacker dissented because he preferred to omit the description of the time period over which economic conditions were likely to warrant exceptionally low levels of the federal funds rate. He expected that a preemptive tightening of monetary policy would be necessary to prevent an increase in inflation projections or inflation expectations prior to the end of 2014. More broadly, given the inclusion of FOMC participants' projections for the federal funds rate target in the Summary of Economic Projections, he saw no need to provide additional forward guidance in the Committee statement.

It was agreed that the next meeting of the Committee would be held on Tuesday, March 13, 2012. The meeting adjourned at 11:30 a.m. on January 25, 2012.

Notation Vote

By notation vote completed on December 30, 2011, the Committee unanimously approved the minutes of the FOMC meeting held on December 13, 2011.

William B. English
Secretary

Summary of Economic Projections

In conjunction with the January 24–25, 2012, Federal Open Market Committee (FOMC) meeting, the members of the Board of Governors and the presidents of the Federal Reserve Banks, all of whom participate in the deliberations of the FOMC, submitted projections for growth of real output, the unemployment rate, and inflation for the years 2012 to 2014 and over the longer run. The economic projections were based on information available at the time of the meeting and participants' individual assumptions about factors likely to affect economic outcomes, including their assessments of appropriate monetary policy. Starting with the January meeting, participants also submitted their assessments of the path for the target federal funds rate that they viewed as appropriate and compatible with their individual economic projections. Longer-run projections represent each participant's assessment of the rate to which each variable would be expected to converge over time under appropriate monetary policy and in the absence of further shocks. "Appropriate monetary policy" is defined as the future path of policy that participants deem most likely to foster outcomes for economic activity and inflation that best satisfy their individual interpretation of the Federal Reserve's objectives of maximum employment and stable prices.

As depicted in figure 1, FOMC participants projected continued economic expansion over the 2012–14 period, with real gross domestic product (GDP) rising at

a modest rate this year and then strengthening further through 2014. Participants generally anticipated only a small decline in the unemployment rate this year. In 2013 and 2014, the pace of the expansion was projected to exceed participants' estimates of the longer-run sustainable rate of increase in real GDP by enough to result in a gradual further decline in the unemployment rate. However, at the end of 2014, participants generally expected that the unemployment rate would still be well above their estimates of the longer-run normal unemployment rate that they currently view as consistent with the FOMC's statutory mandate for promoting maximum employment and price stability. Participants viewed the upward pressures on inflation in 2011 from factors such as supply chain disruptions and rising commodity prices as having waned, and they anticipated that inflation would fall back in 2012. Over the projection period, most participants expected inflation, as measured by the annual change in the price index for personal consumption expenditures (PCE), to be at or below the FOMC's objective of 2 percent that was expressed in the Committee's statement of longer-run goals and policy strategy. Core inflation was projected to run at about the same rate as overall inflation.

As indicated in table 1, relative to their previous projections in November 2011, participants made small downward revisions to their expectations for the rate of increase in real GDP in 2012 and 2013, but they did

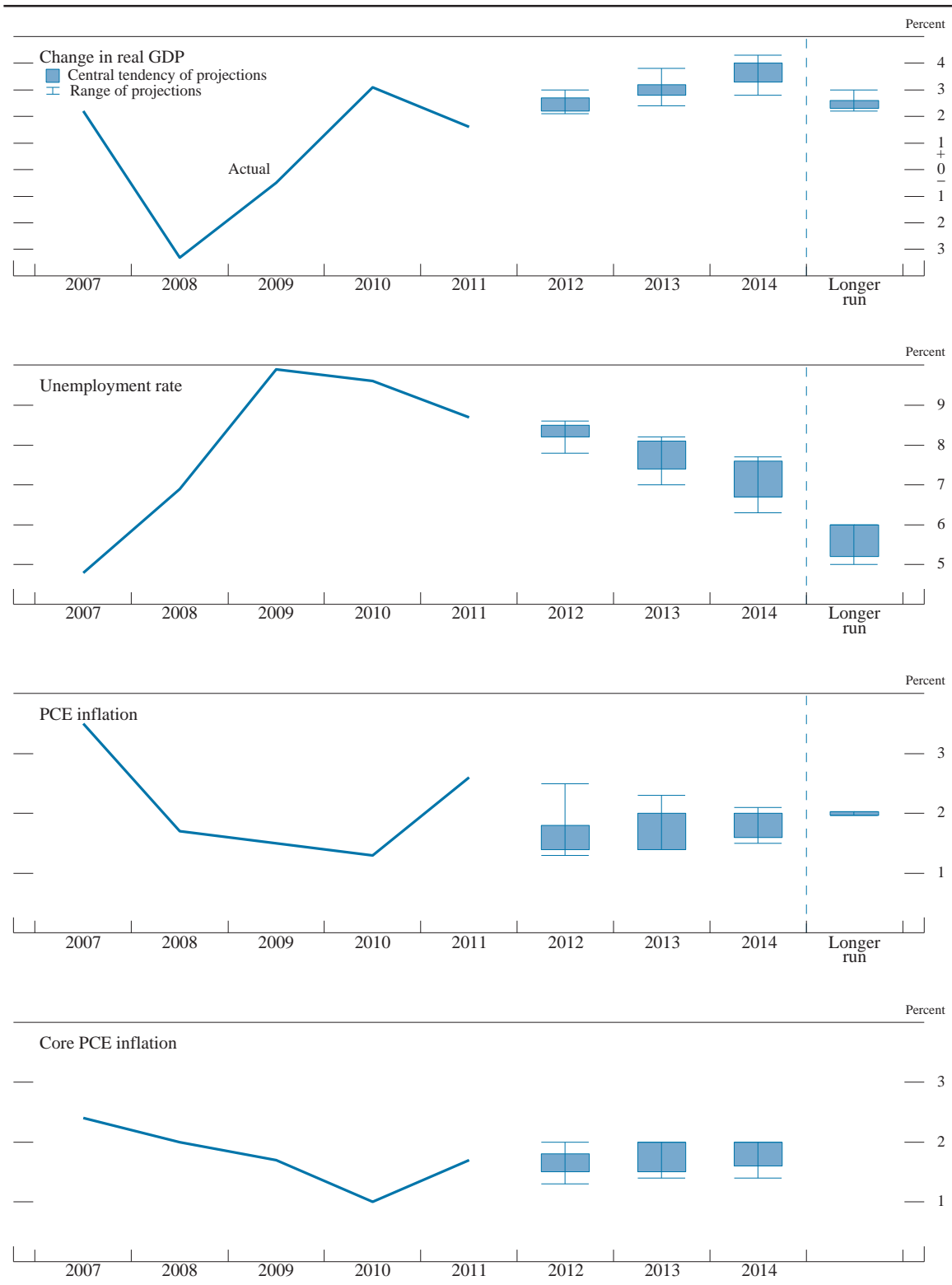
Table 1. Economic projections of Federal Reserve Board members and Federal Reserve Bank presidents, January 2012
Percent

Variable	Central tendency ¹				Range ²			
	2012	2013	2014	Longer run	2012	2013	2014	Longer run
Change in real GDP.	2.2 to 2.7	2.8 to 3.2	3.3 to 4.0	2.3 to 2.6	2.1 to 3.0	2.4 to 3.8	2.8 to 4.3	2.2 to 3.0
November projection.	2.5 to 2.9	3.0 to 3.5	3.0 to 3.9	2.4 to 2.7	2.3 to 3.5	2.7 to 4.0	2.7 to 4.5	2.2 to 3.0
Unemployment rate.	8.2 to 8.5	7.4 to 8.1	6.7 to 7.6	5.2 to 6.0	7.8 to 8.6	7.0 to 8.2	6.3 to 7.7	5.0 to 6.0
November projection.	8.5 to 8.7	7.8 to 8.2	6.8 to 7.7	5.2 to 6.0	8.1 to 8.9	7.5 to 8.4	6.5 to 8.0	5.0 to 6.0
PCE inflation.	1.4 to 1.8	1.4 to 2.0	1.6 to 2.0	2.0	1.3 to 2.5	1.4 to 2.3	1.5 to 2.1	2.0
November projection.	1.4 to 2.0	1.5 to 2.0	1.5 to 2.0	1.7 to 2.0	1.4 to 2.8	1.4 to 2.5	1.5 to 2.4	1.5 to 2.0
Core PCE inflation ³	1.5 to 1.8	1.5 to 2.0	1.6 to 2.0		1.3 to 2.0	1.4 to 2.0	1.4 to 2.0	
November projection.	1.5 to 2.0	1.4 to 1.9	1.5 to 2.0		1.3 to 2.1	1.4 to 2.1	1.4 to 2.2	

NOTE: Projections of change in real gross domestic product (GDP) and projections for both measures of inflation are from the fourth quarter of the previous year to the fourth quarter of the year indicated. PCE inflation and core PCE inflation are the percentage rates of change in, respectively, the price index for personal consumption expenditures (PCE) and the price index for PCE excluding food and energy. Projections for the unemployment rate are for the average civilian unemployment rate in the fourth quarter of the year indicated. Each participant's projections are based on his or her assessment of appropriate monetary policy. Longer-run projections represent each participant's assessment of the rate to which each variable would be expected to converge under appropriate monetary policy and in the absence of further shocks to the economy. The November projections were made in conjunction with the meeting of the Federal Open Market Committee on November 1–2, 2011.

1. The central tendency excludes the three highest and three lowest projections for each variable in each year.
2. The range for a variable in a given year includes all participants' projections, from lowest to highest, for that variable in that year.
3. Longer-run projections for core PCE inflation are not collected.

Figure 1. Central tendencies and ranges of economic projections, 2012–14 and over the longer run



NOTE: Definitions of variables are in the notes to table 1. The data for the actual values of the variables are annual. The data for the change in real GDP, PCE inflation, and core PCE inflation shown for 2011 incorporate the advance estimate of GDP for the fourth quarter of 2011, which the Bureau of Economic Analysis released on January 27, 2012. This information was not available to FOMC meeting participants at the time of their meeting.

not materially alter their projections for a noticeably stronger pace of expansion by 2014. With the unemployment rate having declined in recent months by more than participants had anticipated in the previous Summary of Economic Projections (SEP), they generally lowered their forecasts for the level of the unemployment rate over the next two years. Participants' expectations for both the longer-run rate of increase in real GDP and the longer-run unemployment rate were little changed from November. They did not significantly alter their forecasts for the rate of inflation over the next three years. However, in light of the 2 percent inflation that is the objective included in the statement of longer-run goals and policy strategy adopted at the January meeting, the range and central tendency of their projections of longer-run inflation were all equal to 2 percent.

As shown in figure 2, most participants judged that highly accommodative monetary policy was likely to be warranted over coming years to promote a stronger economic expansion in the context of price stability. In particular, with the unemployment rate projected to remain elevated over the projection period and inflation expected to be subdued, six participants anticipated that, under appropriate monetary policy, the first increase in the target federal funds rate would occur after 2014, and five expected policy firming to commence during 2014 (the upper panel). The remaining six participants judged that raising the federal funds rate sooner would be required to forestall inflationary pressures or avoid distortions in the financial system. As indicated in the lower panel, all of the individual assessments of the appropriate target federal funds rate over the next several years were below the longer-run level of the federal funds rate, and 11 participants placed the target federal funds rate at 1 percent or lower at the end of 2014. Most participants indicated that they expected that the normalization of the Federal Reserve's balance sheet should occur in a way consistent with the principles agreed on at the June 2011 meeting of the FOMC, with the timing of adjustments dependent on the expected date of the first policy tightening. A few participants judged that, given their current assessments of the economic outlook, appropriate policy would include additional asset purchases in 2012, and one assumed an early ending of the maturity extension program.

A sizable majority of participants continued to judge the level of uncertainty associated with their projections for real activity and the unemployment rate as unusual-high relative to historical norms. Many also attached

a greater-than-normal level of uncertainty to their forecasts for inflation, but, compared with the November SEP, two additional participants viewed uncertainty as broadly similar to longer-run norms. As in November, many participants saw downside risks attending their forecasts of real GDP growth and upside risks to their forecasts of the unemployment rate; most participants viewed the risks to their inflation projections as broadly balanced.

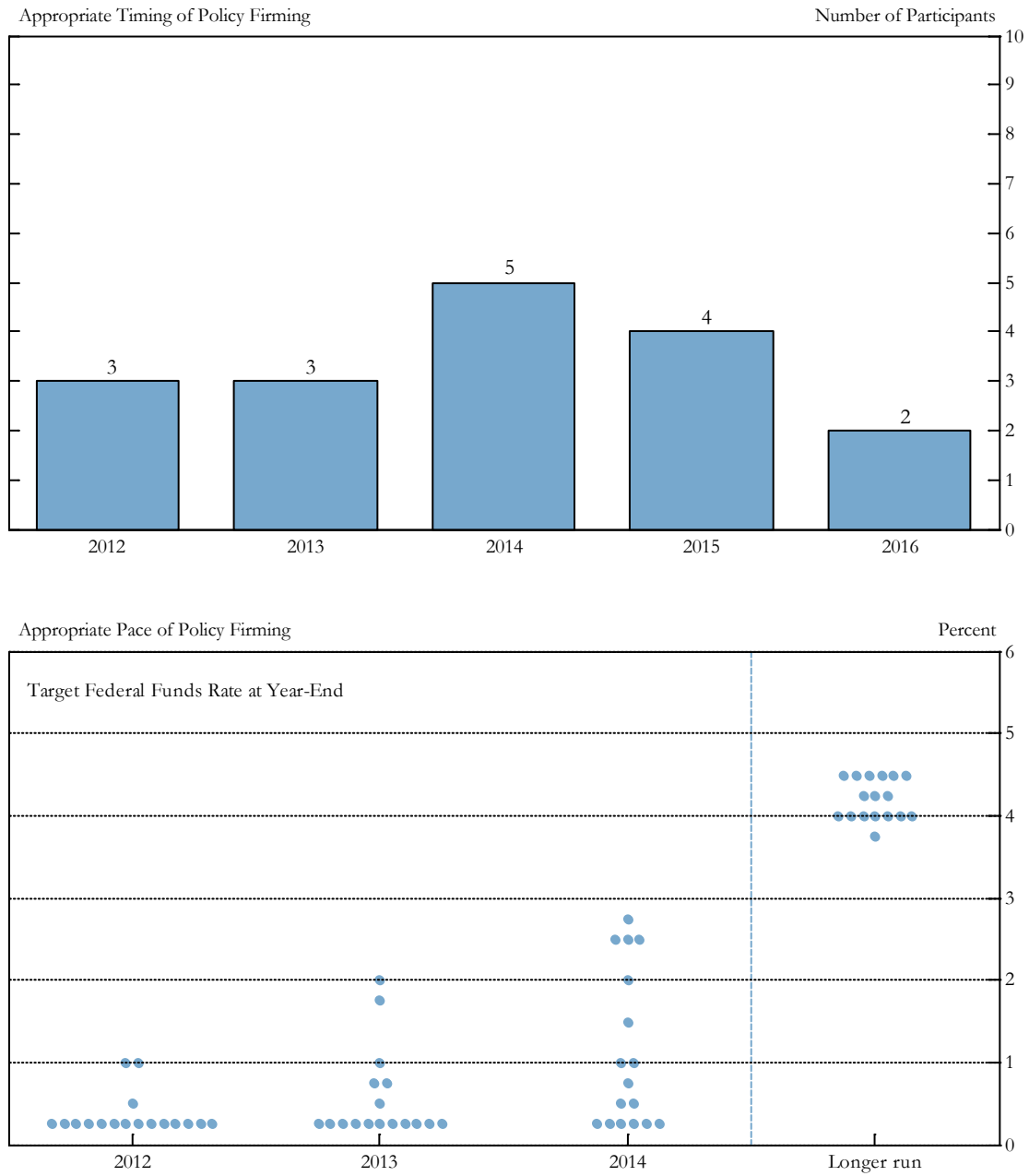
The Outlook for Economic Activity

The central tendency of participants' forecasts for the change in real GDP in 2012 was 2.2 to 2.7 percent. This forecast for 2012, while slightly lower than the projection prepared in November, would represent a pickup in output growth from 2011 to a rate close to its longer-run trend. Participants stated that the economic information received since November showed continued gradual improvement in the pace of economic activity during the second half of 2011, as the influence of the temporary factors that damped activity in the first half of the year subsided. Consumer spending increased at a moderate rate, exports expanded solidly, and business investment rose further. Recently, consumers and businesses appeared to become somewhat more optimistic about the outlook. Financial conditions for domestic nonfinancial businesses were generally favorable, and conditions in consumer credit markets showed signs of improvement.

However, a number of factors suggested that the pace of the expansion would continue to be restrained. Although some indicators of activity in the housing sector improved slightly at the end of 2011, new homebuilding and sales remained at depressed levels, house prices were still falling, and mortgage credit remained tight. Households' real disposable income rose only modestly through late 2011. In addition, federal spending contracted toward year-end, and the restraining effects of fiscal consolidation appeared likely to be greater this year than anticipated at the time of the November projections. Participants also read the information on economic activity abroad, particularly in Europe, as pointing to weaker demand for U.S. exports in coming quarters than had seemed likely when they prepared their forecasts in November.

Participants anticipated that the pace of the economic expansion would strengthen over the 2013–14 period, reaching rates of increase in real GDP above their estimates of the longer-run rates of output growth. The central tendencies of participants' forecasts for the change in real GDP were 2.8 to 3.2 percent in 2013 and

Figure 2. Overview of FOMC participants' assessments of appropriate monetary policy



NOTE: In the upper panel, the height of each bar denotes the number of FOMC participants who judge that, under appropriate monetary policy and in the absence of further shocks to the economy, the first increase in the target federal funds rate from its current range of 0 to ¼ percent will occur in the specified calendar year. In the lower panel, each shaded circle indicates the value (rounded to the nearest ¼ percent) of an individual participant's judgment of the appropriate level of the target federal funds rate at the end of the specified calendar year or over the longer run.

3.3 to 4.0 percent in 2014. Among the considerations supporting their forecasts, participants cited their expectation that the expansion would be supported by monetary policy accommodation, ongoing improvements in credit conditions, rising household and business confidence, and strengthening household balance sheets. Many participants judged that U.S. fiscal policy would still be a drag on economic activity in 2013, but many anticipated that progress would be made in resolving the fiscal situation in Europe and that the foreign economic outlook would be more positive. Over time and in the absence of shocks, participants expected that the rate of increase of real GDP would converge to their estimates of its longer-run rate, with a central tendency of 2.3 to 2.6 percent, little changed from their estimates in November.

The unemployment rate improved more in late 2011 than most participants had anticipated when they prepared their November projections, falling from 9.1 to 8.7 percent between the third and fourth quarters. As a result, most participants adjusted down their projections for the unemployment rate this year. Nonetheless, with real GDP expected to increase at a modest rate in 2012, the unemployment rate was projected to decline only a little this year, with the central tendency of participants' forecasts at 8.2 to 8.5 percent at year-end. Thereafter, participants expected that the pickup in the pace of the expansion in 2013 and 2014 would be accompanied by a further gradual improvement in labor market conditions. The central tendency of participants' forecasts for the unemployment rate at the end of 2013 was 7.4 to 8.1 percent, and it was 6.7 to 7.6 percent at the end of 2014. The central tendency of participants' estimates of the longer-run normal rate of unemployment that would prevail in the absence of further shocks was 5.2 to 6.0 percent. Most participants indicated that they anticipated that five or six years would be required to close the gap between the current unemployment rate and their estimates of the longer-run rate, although some noted that more time would likely be needed.

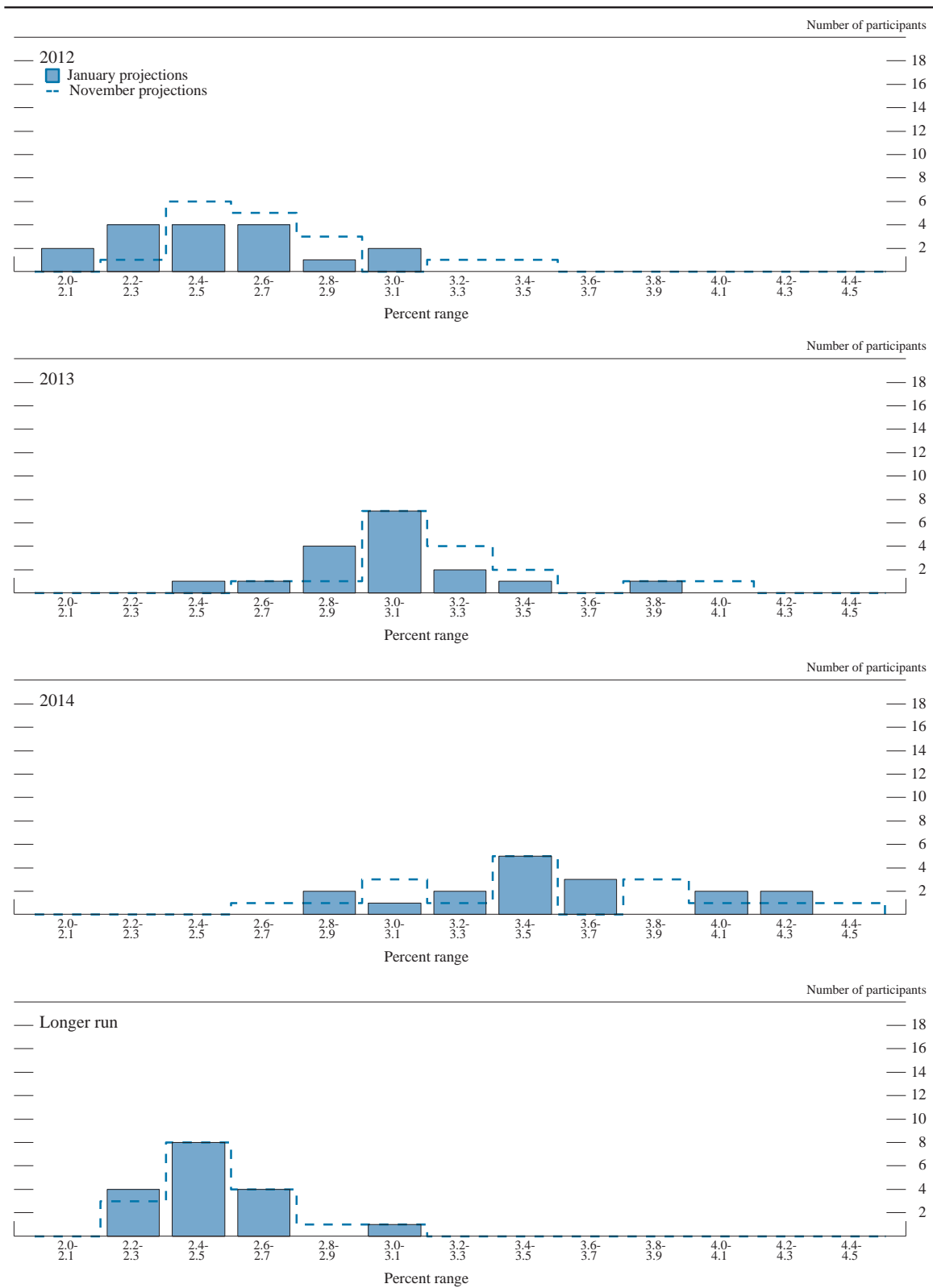
Figures 3.A and 3.B provide details on the diversity of participants' views regarding the likely outcomes for real GDP growth and the unemployment rate over the next three years and over the longer run. The dispersion in these projections reflected differences in participants' assessments of many factors, including appropriate monetary policy and its effects on economic activity, the underlying momentum in economic activity, the effects of the European situation, the prospective path for U.S. fiscal policy, the likely evolution of credit

and financial market conditions, and the extent of structural dislocations in the labor market. Compared with their November projections, the range of participants' forecasts for the change in real GDP in 2012 narrowed somewhat and shifted slightly lower, as some participants reassessed the outlook for global economic growth and for U.S. fiscal policy. Many, however, made no material change to their forecasts for growth of real GDP this year. The dispersion of participants' forecasts for output growth in 2013 and 2014 remained relatively wide. Having incorporated the data showing a lower rate of unemployment at the end of 2011 than previously expected, the distribution of participants' projections for the end of 2012 shifted noticeably down relative to the November forecasts. The ranges for the unemployment rate in 2013 and 2014 showed less pronounced shifts toward lower rates and, as was the case with the ranges for output growth, remained wide. Participants made only modest adjustments to their projections of the rates of output growth and unemployment over the longer run, and, on net, the dispersions of their projections for both were little changed from those reported in November. The dispersion of estimates for the longer-run rate of output growth is narrow, with only one participant's estimate outside of a range of 2.2 to 2.7 percent. By comparison, participants' views about the level to which the unemployment rate would converge in the long run are more diverse, reflecting, among other things, different views on the outlook for labor supply and on the extent of structural impediments in the labor market.

The Outlook for Inflation

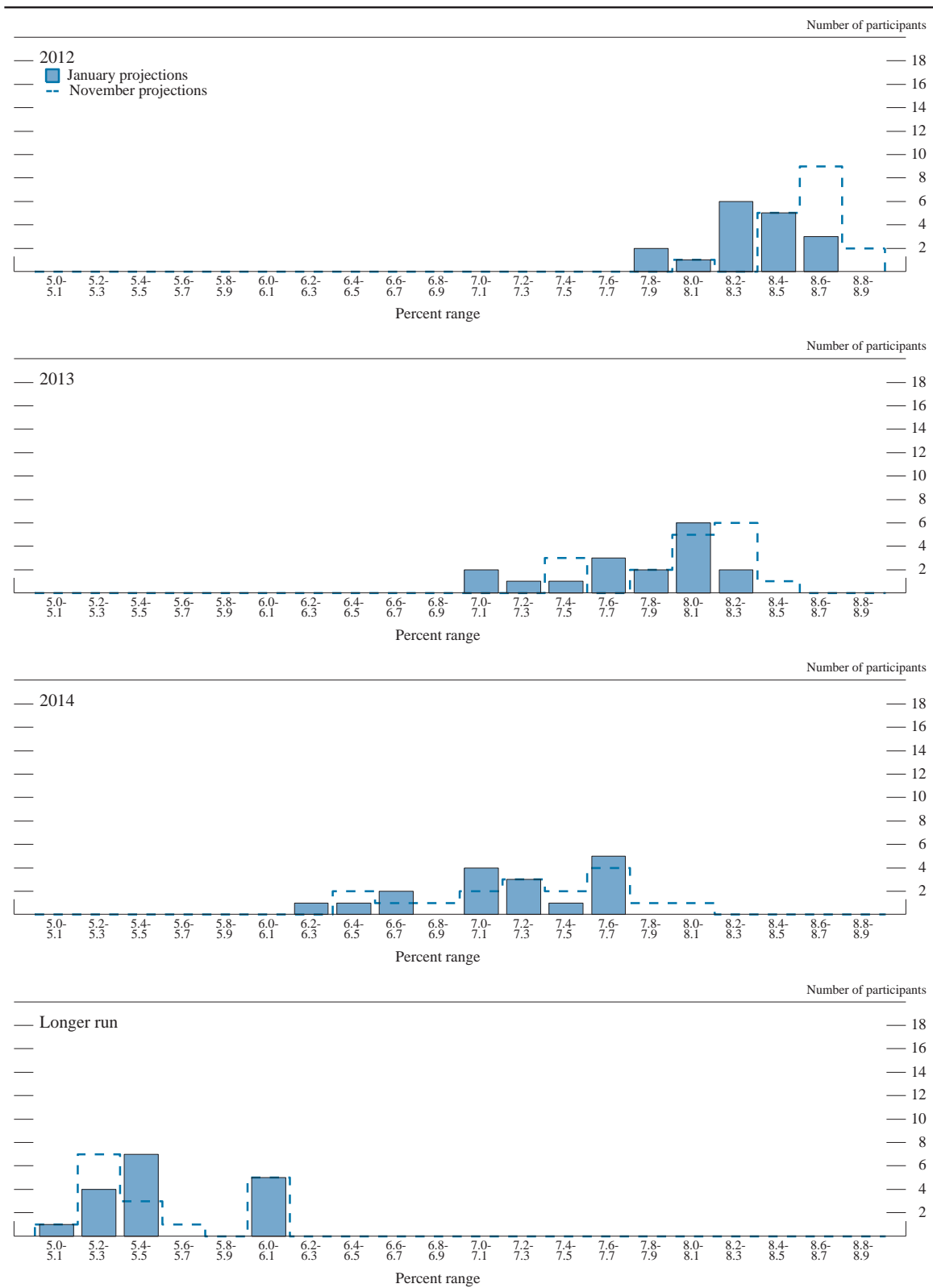
Participants generally viewed the outlook for inflation as very similar to that in November. Most indicated that, as they expected, the effects of the run-up in prices of energy and other commodities and the supply disruptions that occurred in the first half of 2011 had largely waned, and that inflation had been subdued in recent months. Participants also noted that inflation expectations had remained stable over the past year despite the fluctuations in headline inflation. Assuming no further supply shocks, most participants anticipated that both headline and core inflation would remain subdued over the 2012–14 period at rates at or below the FOMC's longer-run objective of 2 percent. Specifically, the central tendency of participants' projections for the increase in inflation, as measured by the PCE price index, in 2012 was 1.4 to 1.8 percent, and it edged up to a central tendency of 1.6 to 2.0 percent in 2014; the central tendencies of the forecasts for core PCE

Figure 3.A. Distribution of participants' projections for the change in real GDP, 2012–14 and over the longer run



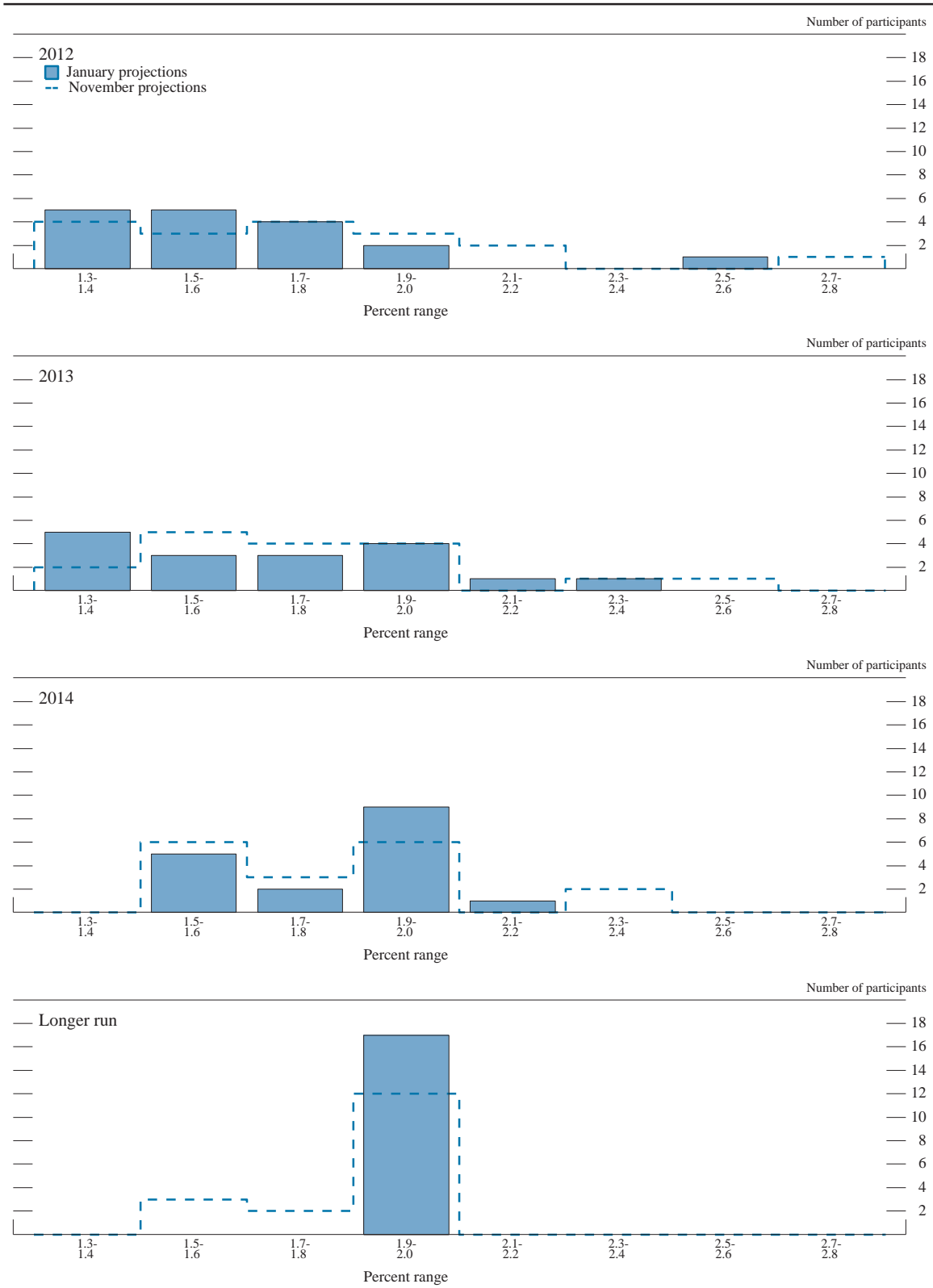
NOTE: Definitions of variables are in the general note to table 1.

Figure 3.B. Distribution of participants' projections for the unemployment rate, 2012–14 and over the longer run



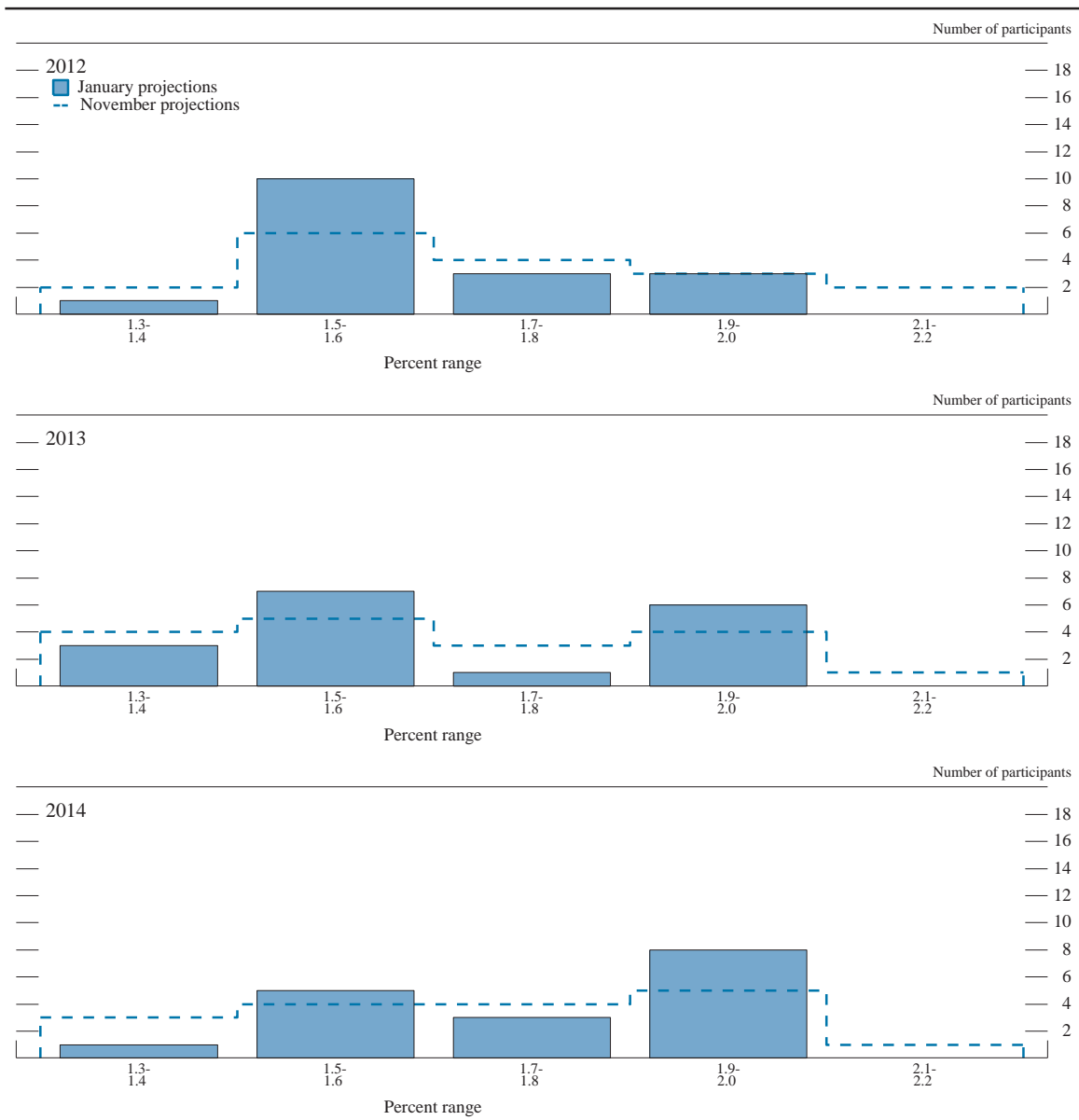
NOTE: Definitions of variables are in the general note to table 1.

Figure 3.C. Distribution of participants' projections for PCE inflation, 2012–14 and over the longer run



NOTE: Definitions of variables are in the general note to table 1.

Figure 3.D. Distribution of participants' projections for core PCE inflation, 2012–14



NOTE: Definitions of variables are in the general note to table 1.

inflation were largely the same as those for the total measure.

Figures 3.C and 3.D provide information about the diversity of participants' views about the outlook for inflation. Compared with their November projections, expectations for inflation in 2012 shifted down a bit, with some participants noting that the slowing in inflation at the end of 2011 had been greater than they anticipated. Nonetheless, the range of participants' forecasts for inflation in 2012 remained wide, and the dispersion was only slightly narrower in 2013. By 2014, the range of inflation forecasts narrowed more noticeably, as participants expected that, under appropriate monetary policy, inflation would begin to converge to the Committee's longer-run objective. In general, the dispersion of views on the outlook for inflation over the projection period represented differences in judgments regarding the degree of slack in resource utilization and the extent to which slack influences inflation and inflation expectations. In addition, participants differed in their estimates of how the stance of monetary policy would influence inflation expectations.

Appropriate Monetary Policy

Most participants judged that the current outlook—for a moderate pace of economic recovery with the unemployment rate declining only gradually and inflation subdued—warranted exceptionally low levels of the federal funds rate at least until late 2014. In particular, five participants viewed appropriate policy firming as commencing during 2014, while six others judged that the first increase in the federal funds rate would not be warranted until 2015 or 2016. As a result, those 11 participants anticipated that the appropriate federal funds rate at the end of 2014 would be 1 percent or lower. Those who saw the first increase occurring in 2015 reported that they anticipated that the federal funds rate would be $\frac{1}{2}$ percent at the end of that year. For the two participants who put the first increase in 2016, the appropriate target federal funds rate at the end of that year was $\frac{1}{2}$ and $1\frac{3}{4}$ percent. In contrast, six participants expected that an increase in the target federal funds rate would be appropriate within the next two years, and those participants anticipated that the target rate would need to be increased to around $1\frac{1}{2}$ to $2\frac{3}{4}$ percent at the end of 2014.

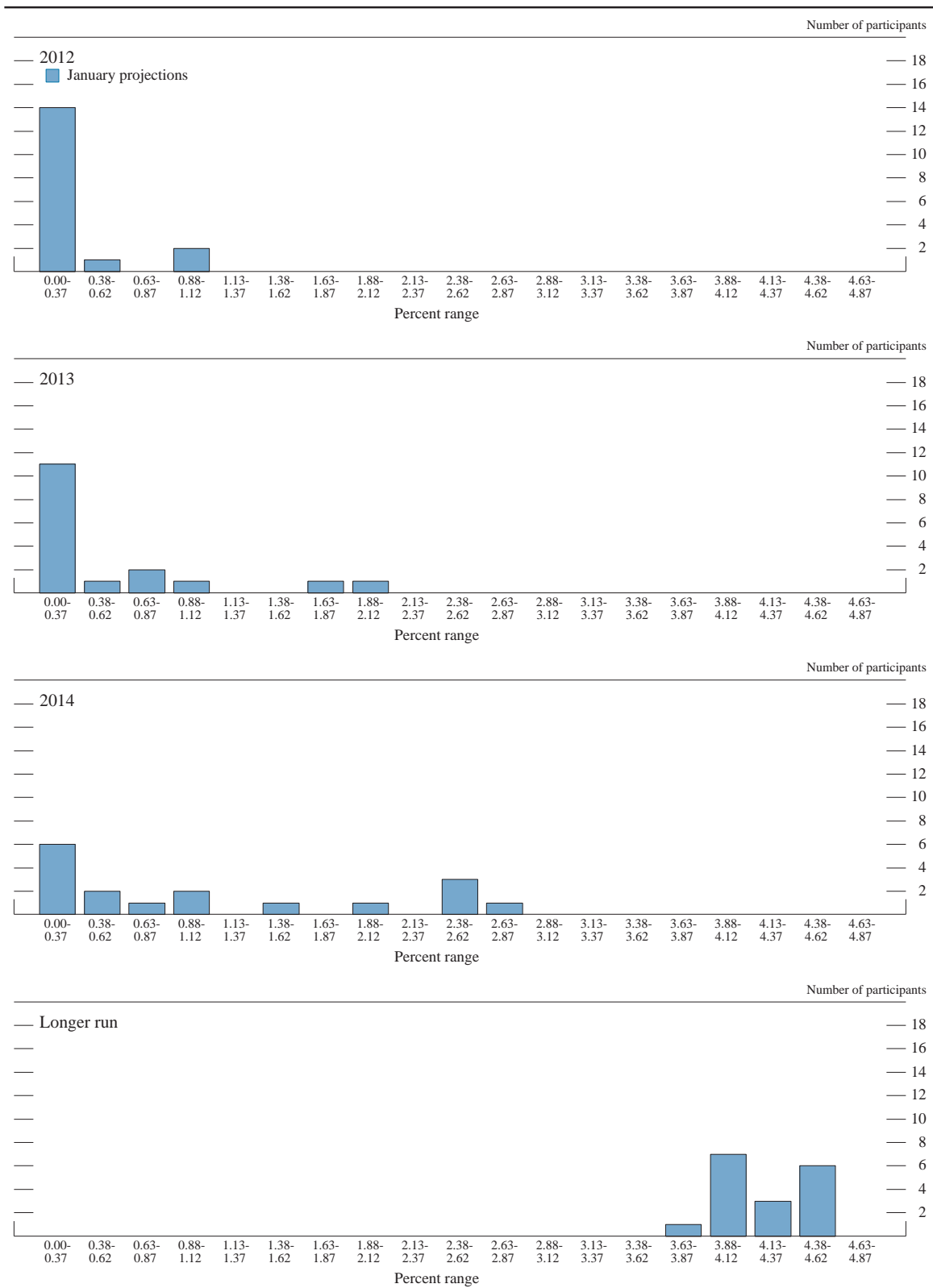
Participants' assessments of the appropriate path for the federal funds rate reflected their judgments of the policy that would best support progress in achieving the Federal Reserve's mandate for promoting maximum employment and stable prices. Among the key

factors informing participants' expectations about the appropriate setting for monetary policy were their assessments of the maximum level of employment, the Committee's longer-run inflation goal, the extent to which current conditions deviate from these mandate-consistent levels, and their projections of the likely time horizons required to return employment and inflation to such levels. Several participants commented that their assessments took into account the risks to the outlook for economic activity and inflation, and a few pointed specifically to the relevance of financial stability in their policy judgments. Participants also noted that because the appropriate stance of monetary policy depends importantly on the evolution of real activity and inflation over time, their assessments of the appropriate future path of the federal funds rate could change if economic conditions were to evolve in an unexpected manner.

All participants reported levels for the appropriate target federal funds rate at the end of 2014 that were well below their estimates of the level expected to prevail in the longer run. The longer-run nominal levels were in a range from $3\frac{3}{4}$ to $4\frac{1}{2}$ percent, reflecting participants' judgments about the longer-run equilibrium level of the real federal funds rate and the Committee's inflation objective of 2 percent.

Participants also provided qualitative information on their views regarding the appropriate path of the Federal Reserve's balance sheet. A few participants' assessments of appropriate monetary policy incorporated additional purchases of longer-term securities in 2012, and a number of participants indicated that they remained open to a consideration of additional asset purchases if the economic outlook deteriorated. All but one of the participants continued to expect that the Committee would carry out the normalization of the balance sheet according to the principles approved at the June 2011 FOMC meeting. That is, prior to the first increase in the federal funds rate, the Committee would likely cease reinvesting some or all payments on the securities holdings in the System Open Market Account (SOMA), and it would likely begin sales of agency securities from the SOMA sometime after the first rate increase, aiming to eliminate the SOMA's holdings of agency securities over a period of three to five years. Indeed, most participants saw sales of agency securities starting no earlier than 2015. However, those participants anticipating an earlier increase in the federal funds rate also called for earlier adjustments to the balance sheet, and one participant assumed an early end of the maturity extension program.

Figure 3.E. Distribution of participants' projections for the target federal funds rate, 2012–14 and over the longer run



NOTE: The target funds rate is measured as the level of the target rate at the end of the calendar year or in the longer run.

Figure 3.E details the distribution of participants' judgments regarding the appropriate level of the target federal funds rate at the end of each calendar year from 2012 to 2014 and over the longer run. Most participants anticipated that economic conditions would warrant maintaining the current low level of the federal funds rate over the next two years. However, views on the appropriate level of the federal funds rate at the end of 2014 were more widely dispersed, with two-thirds of participants seeing the appropriate level of the federal funds rate as 1 percent or below and five seeing the appropriate rate as 2 percent or higher. Those participants who judged that a longer period of exceptionally low levels of the federal funds rate would be appropriate generally also anticipated that the pace of the economic expansion would be moderate and that the unemployment rate would decline only gradually, remaining well above its longer-run rate at the end of 2014. Almost all of these participants expected that inflation would be relatively stable at or below the FOMC's longer-run objective of 2 percent until the time of the first increase in the federal funds rate. A number of them also mentioned their assessment that a longer period of low federal funds rates is appropriate when the federal funds rate is constrained by its effective lower bound. In contrast, the six participants who judged that policy firming should begin in 2012 or 2013 indicated that the Committee would need to act decisively to keep inflation at mandate-consistent levels and to limit the risk of undermining Federal Reserve credibility and causing a rise in inflation expectations. Several were projecting a faster pickup in economic activity, and a few stressed the risk of distortions in the financial system from an extended period of exceptionally low interest rates.

Uncertainty and Risks

Figure 4 shows that most participants continued to share the view that their projections for real GDP growth and the unemployment rate were subject to a higher level of uncertainty than was the norm during the previous 20 years.¹ Many also judged the level of uncertainty associated with their inflation forecasts to be higher than the longer-run norm, but that assess-

¹ Table 2 provides estimates of the forecast uncertainty for the change in real GDP, the unemployment rate, and total consumer price inflation over the period from 1991 to 2010. At the end of this summary, the box "Forecast Uncertainty" discusses the sources and interpretation of uncertainty in the economic forecasts and explains the approach used to assess the uncertainty and risks attending the participants' projections.

Table 2. Average historical projection error ranges
Percentage points

Variable	2012	2013	2014
Change in real GDP ¹	±1.3	±1.7	±1.8
Unemployment rate ¹	±0.7	±1.4	±1.8
Total consumer prices ²	±0.9	±1.0	±1.0

NOTE: Error ranges shown are measured as plus or minus the root mean squared error of projections for 1991 through 2010 that were released in the winter by various private and government forecasters. As described in the box "Forecast Uncertainty," under certain assumptions, there is about a 70 percent probability that actual outcomes for real GDP, unemployment, and consumer prices will be in ranges implied by the average size of projection errors made in the past. Further information is in David Reifschneider and Peter Tulip (2007), "Gauging the Uncertainty of the Economic Outlook from Historical Forecasting Errors," Finance and Economics Discussion Series 2007-60 (Washington: Board of Governors of the Federal Reserve System, November).

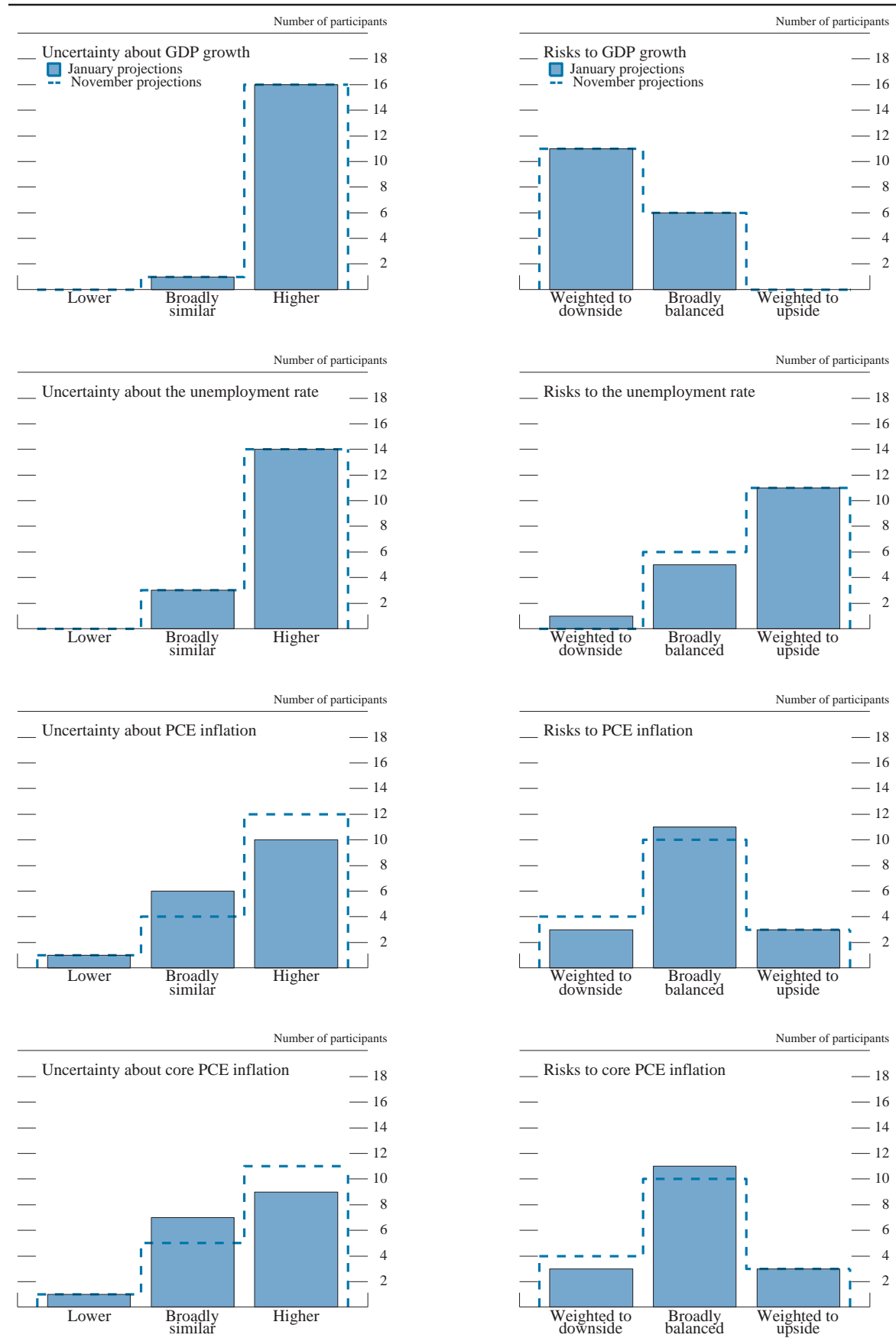
1. For definitions, refer to general note in table 1.

2. Measure is the overall consumer price index, the price measure that has been most widely used in government and private economic forecasts. Projection is percent change, fourth quarter of the previous year to the fourth quarter of the year indicated.

ment was somewhat less prevalent among participants than was the case for uncertainty about real activity. Participants identified a number of factors that contributed to the elevated level of uncertainty about the outlook. In particular, many participants continued to cite risks related to ongoing developments in Europe. More broadly, they again noted difficulties in forecasting the path of economic recovery from a deep recession that was the result of a severe financial crisis and thus differed importantly from the experience with recoveries over the past 60 years. In that regard, participants continued to be uncertain about the pace at which credit conditions would ease and about prospects for a recovery in the housing sector. In addition, participants generally saw the outlook for fiscal and regulatory policies as still highly uncertain. Regarding the unemployment rate, several expressed uncertainty about how labor demand and supply would evolve over the forecast period. Among the sources of uncertainty about the outlook for inflation were the difficulties in assessing the current and prospective margins of slack in resource markets and the effect of such slack on prices.

A majority of participants continued to report that they saw the risks to their forecasts of real GDP growth as weighted to the downside and, accordingly, the risks to their projections for the unemployment rate as skewed to the upside. All but one of the remaining participants viewed the risks to both projections as broadly balanced, while one noted a risk that the unemployment rate might continue to decline more rapidly than expected. The most frequently cited downside risks to the projected pace of the economic expansion were the

Figure 4. Uncertainty and risks in economic projections



NOTE: For definitions of uncertainty and risks in economic projections, see the box "Forecast Uncertainty." Definitions of variables are in the general note to table 1.

possibility of financial market and economic spillovers from the fiscal and financial issues in the euro area and the chance that some of the factors that have restrained the recovery in recent years could persist and weigh on economic activity to a greater extent than assumed in participants' baseline forecasts. In particular, some participants mentioned the downside risks to consumer spending from still-weak household balance sheets and only modest gains in real income, along with the possible effects of still-high levels of uncertainty regarding fiscal and regulatory policies that might damp businesses' willingness to invest and hire. A number of participants noted the risk of another disruption in global oil markets that could not only boost inflation but also reduce real income and spending. The participants who judged the risks to be broadly balanced also recognized a number of these downside risks to the outlook but saw them as counterbalanced by the possibility that the resilience of economic activity in late 2011 and the recent drop in the unemployment rate might signal greater underlying momentum in economic activity.

In contrast to their outlook for economic activity, most participants judged the risks to their projections of inflation as broadly balanced. Participants generally viewed the recent decline in inflation as having been in line with their earlier forecasts, and they noted that inflation expectations remain stable. While many of these participants saw the persistence of substantial slack in resource utilization as likely to keep inflation subdued over the projection period, a few others noted the risk that elevated resource slack might put more downward pressure on inflation than expected. In contrast, some participants noted the upside risks to inflation from developments in global oil and commodity markets, and several indicated that the current highly accommodative stance of monetary policy and the substantial liquidity currently in the financial system risked a pickup in inflation to a level above the Committee's objective. A few also pointed to the risk that uncertainty about the Committee's ability to effectively remove policy accommodation when appropriate could lead to a rise in inflation expectations.

Forecast Uncertainty

The economic projections provided by the members of the Board of Governors and the presidents of the Federal Reserve Banks inform discussions of monetary policy among policymakers and can aid public understanding of the basis for policy actions. Considerable uncertainty attends these projections, however. The economic and statistical models and relationships used to help produce economic forecasts are necessarily imperfect descriptions of the real world, and the future path of the economy can be affected by myriad unforeseen developments and events. Thus, in setting the stance of monetary policy, participants consider not only what appears to be the most likely economic outcome as embodied in their projections, but also the range of alternative possibilities, the likelihood of their occurring, and the potential costs to the economy should they occur.

Table 2 summarizes the average historical accuracy of a range of forecasts, including those reported in past *Monetary Policy Reports* and those prepared by the Federal Reserve Board's staff in advance of meetings of the Federal Open Market Committee. The projection error ranges shown in the table illustrate the considerable uncertainty associated with economic forecasts. For example, suppose a participant projects that real gross domestic product (GDP) and total consumer prices will rise steadily at annual rates of, respectively, 3 percent and 2 percent. If the uncertainty attending those projections is similar to that experienced in the past and the risks around the projections are broadly balanced, the numbers reported in table 2 would imply a probability of about 70 percent that actual GDP would expand within a range of 1.7 to

4.3 percent in the current year, 1.3 to 4.7 percent in the second year, and 1.2 to 4.8 in the third year. The corresponding 70 percent confidence intervals for overall inflation would be 1.1 to 2.9 percent in the current year and 1.0 to 3.0 percent in the second and third years.

Because current conditions may differ from those that prevailed, on average, over history, participants provide judgments as to whether the uncertainty attached to their projections of each variable is greater than, smaller than, or broadly similar to typical levels of forecast uncertainty in the past, as shown in table 2. Participants also provide judgments as to whether the risks to their projections are weighted to the upside, are weighted to the downside, or are broadly balanced. That is, participants judge whether each variable is more likely to be above or below their projections of the most likely outcome. These judgments about the uncertainty and the risks attending each participant's projections are distinct from the diversity of participants' views about the most likely outcomes. Forecast uncertainty is concerned with the risks associated with a particular projection rather than with divergences across a number of different projections.

As with real activity and inflation, the outlook for the future path of the federal funds rate is subject to considerable uncertainty. This uncertainty arises primarily because each participant's assessment of the appropriate stance of monetary policy depends importantly on the evolution of real activity and inflation over time. If economic conditions evolve in an unexpected manner, then assessments of the appropriate setting of the federal funds rate would change from that point forward.